

American Camellia Society
The Camellia Journal

BRADFORD KING ARTICLES

2011 - 2015



C. reticulata 'Jim Smelley'

Table of Contents

	<p>December 2015 – February 2016</p>	
		Spotlight - Reticulata 'Hall's Pride Variegated'
		The Top 10 Camellias
		Remembering Our Past - Les, Felix and Mark Jury
		Sunrise ... Sunset
		Icing on Camellias
	<p>September- November 2015</p>	
		Spotlight - C. japonica 'Eleanor Martin Supreme'
		It's Beautiful Day in the Neighborhood
		Camellias for the Small Garden or Patio
		Remembering Our Past - Dr. Robert Cutter & Ken Hallstone
	<p>June – August - 2015</p>	
		Spotlight - C. reticulata hybrid Linda Carol
		Camellias Named for Flowers
		Dappled Sunlight
		Retired But Not Forgotten
		Remembering Our Past - Kramer Brothers Nurseries
	<p>March – May 2015</p>	
		Spotlight - C. reticulata hybrid 'Nuccio's Ruby'

		Famous People, Quotes and Camellias
		The 2015 ACS National Convention
		The 2015 National Camellia Show Winners
		Remembering Our Past - William Ackerman, PhD
		All Things Camellia - Late Bloomers
	December 2014 – February 2015	
		Spotlight - C. reticulata ‘Massee Lane’
		Challenges & Solutions
		Camellia Bridges
		Remembering the Past - Walter Homeyer, M.D.
		Antique Camellias Pre-1900 Japonicas - Our Camilla Heritage
	September – November 2014	
		Spotlight - Camellia hybrid ‘Raspberry Flambé’
		Remembering Our Past - Vernon McCaskill ‘High Wide’n Handsome’ as a camellia hybridizer
		Early birds and early camellias draw attention
		Disneyland and Camellia Characters
	June – August 2014	
		Spotlight - Camellia japonica ‘Sweet Jane’
		Feeling Blue, Missing You, Wondering Where the Blue Camellias Are
		Remembering the Past - Edward Avery “Mr. Ned” McIlhenny
		Camellia Misses - Beauty, and More Beauty
		Edgy Camellias

	March – May 2014	
		Journal-0314-Spotlight - Camellia japonica 'Magic City'
		Journal-0314-All Things Camellia - Beautiful Pensacola
		Journal-0314-Camellias & Roses
	December 2013 – February 2014	
		Spotlight - Camellia japonica 'Show Time'
		Tintinnabulation -Camellias, too ring bells
		Chihuly's Work an Explosion of Light, Color
		Remembering the Past - Ralph Peer
		Careful Planning Can Extend Your Camellia Blooming Season
	September – November 2013	
		Spotlight - Camellia japonica 'Cloisonné'
		Camellia Art - Creativity and Inspiration
		Remembering the Past -Toichi Domoto
		Let It Snow
	June – August 2013	
		Spotlight - Camellia japonica 'Elegans Champagne'
		Joseph's Coat of Many Colors
		Small Camellias - Delightful and Loveable
		Remembering the Past - Howard Asper

	March – May 2013	
		Spotlight - Camellia japonica 'Nuccio's Cameo'
		Remembering the Past - The Hundred Dollar Baby - 'Mrs. D.W. Davis'
		Supreme and Special Are Confusing as Camellia Names
		Beautiful Peony Camellias
	December 2012 – February 2013	
		Spotlight - Camellia reticulata 'Harold L. Paige'
		Miniature Camellias - Pretty, Perky And Not To Be Overlooked
		Camellias That Deserve More Attention
		All Things Camellia - A New Tea House and Ceremonial Tea Garden in the Huntington Botanical Gardens
		Camellia Know-How - Spider Mites
		All Things Camellia - Summer 'Sweetheart'
	September – November 2012	
		Spotlight - Camellia reticulata 'Carter's Sunburst'
		Famous People & Camellias
		All Things Camellia - David Feathers innovator of new camellias
		Camellia Mysteries
		Very Large Camellias - The grandest flowers of all

	June – August 2012	
		Spotlight - Camellia reticulata ‘Hulyn Smith’
		All Things Camellia - Virginia Is For Camellia Lovers
		Daylilies - The Perfect Perennial
		All Things Camellia - Camellia Quiz
		Camellia Know-How - Sun Camellia Culture
	March – May 2012	
		Spotlight-Camellia Reticulata-Ruta Hagmann
		Dark Red Camellias Warm the Garden and Heart
		Reticulata Camellia -There is more than meets the eye
		Camellia Know-How - Grooming your camellias
		Joe Nuccio a good nurseryman, 'Joe Nuccio' a great flower
	December 2011 – February 2012	
		Spotlight - Japonica Black Magic
		Wonderful Anemone Camellias
		Camellia Know-How - Air-Layering
	September – November 2011	
		Spotlight - Camellia hybrid ‘Nicky Crisp’
		The Tints and Hues of Lavender Camellias
		The Magnificent Formal Doubles
		Camellia Know-How - Container Gardening

		Marchioness of Salisbury
	June – August 2011	
		Spotlight - Camellia japonica ‘Tiffany’
		All Things Camellia - Best Friends
		Snow camellias make a diverse, interesting garden
		Pretty in Pink
	March – May 2011	
		Spotlight - Camellia japonica ‘Margaret Davis’
		Some Good Things Come in Small Packages
		Beautiful, Eye-Catching, Variegated Camellias
		Camellia Know How - Espalier training of camellias



Spotlight: *Reticulata* ‘Hall’s Pride Variegated’

In 1985 Houghton S. Hall of San Anselmo, California introduced ‘Hall’s Pride’ which has a very large semi-double radiant salmon pink flower that blooms mid to late season on a vigorous upright, open growing plant.

This ‘Cornelian’ (Damanao) seedling took nine years to first bloom in 1981. It has 20 petals, golden anthers and yellowish white filaments.

In 1992 ‘Hall’s Pride’ won the American Camellia Society Charlotte C. Knox *Reticulata* award and the next year the Harris Hybrid Award. It has continued to win points in camellia shows. However, its variegated form with its wonderful white markings on the rose pink flower has become more popular. For example, in the 2014 show season ‘Hall’s Pride’ won 3 points and ‘Hall’s Pride Variegated’ won 41 points and placed seventh in the *reticulata* class. Hall registered other *C. reticulata* hybrids that have beautiful blooms. ‘Big Dipper’ has a very large semidouble carmine pink flower. ‘Tango’ has a black red large to very large formal double flower. There is a very striking ‘Tango Variegated’



‘Tango Variegated’.

that can hold its own in a camellia show. They are all beautiful camellias. However, we shine the spotlight on the most popular one, which is the wonderful ‘Hall’s Pride Variegated’. — **Bradford King**

Photographs by Bradford King

Going where angels fear to tread ... and proclaiming

THE TOP TEN CAMELLIAS

ARTICLE & PHOTOS BY BRADFORD KING

On the Internet you can find the top 10 animals to bring back from extinction, the top 10 people who got what they deserved and the top 10 battles in history. *New Sports Illustrated* book experts picked their top 10 in 20 categories. The five that are the most debated were: Best Catcher - Johnny Bench, Best Second Baseman - Rogers Hornsby, Best Left Handed Pitcher - Sandy Koufax, Best Game - 1975 World Series game 6 — Red Sox 7, Reds 6, and Best Ball Park - Fenway Park. We hear friends discuss the top 10 movies of all time as well as the 10 best actors. In popular culture the top 10 has become a sporting event where there are some agreements, lots of discussion, and, of course, spirited controversy. Let's go where angels fear to tread and proclaim the 10 Best Camellias of this generation. To make the top 10 they must produce very beautiful flowers on a plant that grows well and is generally available to the public.

In reverse order here they are!



10. 'RED HOTS'

In 1992 Nuccio's Nurseries introduced this brilliant red small to medium tubular shaped semidouble flower. This *C. japonica* has lovely dark green foliage that contrasts nicely with its red blooms. The plant grows at an average rate in an upright style which makes a wonderful landscape camellia that can be used in a small space. It has become a consistent winner in camellia shows. Since it blooms freely with many similarly formed flowers it is a frequent winner in trays of like blooms. Nuccio's Nurseries was awarded the Katherine Marbury Award for 'Red Hots' as the best small or small to medium japonica or hybrid in 2012. It was the top small camellia with 56 show points in 2014.



9. 'STAR ABOVE STAR'

This *C. vernalis* seedling was introduced by McCaskill Gardens, Pasadena, California in 1964. The beautiful semidouble flower has a white center which shades to a lavender pink on the petal edges. Its unique form is hose in hose which looks like one star superimposed on another. It blooms midseason on an upright and bushy shrub with slender light green foliage. It received the Ralph Peer Sasanqua Seedling Award in 1969. It has become a consistent winner in the species class at camellia shows and is a welcome landscape plant as the many flowers stand up where they can be easily appreciated. It was the top winner in the camellia species in the 2014 camellia show season.



8. 'ELEGANS CHAMPAGNE'

This cultivar is the very beautiful sport of 'Elegans Splendor' which is also an outstanding cultivar that mutated from 'C.M. Wilson' a sport of 'Elegans'. The Elegans family has some of the most desirable large anemone camellia flowers. The two best are 'Elegans Splendor' with its light pink flower edged in white with serrated petals and 'Elegans Champagne' with its large to very large white flower with creamy petaloids and yellow stamens that seem to tint the center a light yellow. When looking down on the flower, one is reminded of a glass of champagne with creamy bubbles bursting from the center. It is indeed an elegant bloom. The plant is easily identified by its serrated foliage and low spreading growth habit. It was introduced in 1970 by Joe and Julius Nuccio of Nuccio's Nurseries, Altadena, California. It was awarded the Sewell Mutant Award in 1982 and The William Hertrick Award in 1982, and has won the Arminta Cawood Award four times as the most

outstanding Camellia Japonica at the American Camellia Society annual meeting camellia show. When blemish free, it is an outstanding flower that continues to win at camellia shows.



7. 'MARGARET DAVIS'

This beautiful 1958 camellia originated in Australia. It is a sport of 'Aspasia MacArthur' caught by Mr. A.M. Davis. He named it for his wife, the founding President of the Garden Clubs of Australia who wrote garden books until she was 90. The lovely medium cream flower has spectacular rose colored petal edges. It won the Sewell Mutant Award in 1976, the William Hertrick Award in 1969 and the William E. Woodroff Hall of Fame award in 1979. It has won the Australian Camellia Research Society Trophy awarded at the American Camellia Society annual meeting camellia show at the Annual meeting 22 times since 1975, most recently in 2014. It is distributed worldwide and is the most beautiful camellia from Australia. In addition, it continues to win points in camellia shows today.



6. 'RUTA HAGMANN'

David Hagmann of Orinda, California registered this *C. reticulata* seedling of 'Curtain Call' in 1992. It first flowered on a

10-year-old seedling in 1986. It has over 30 petals with 15 to 17 basal petals and at least 15 rabbit eared petals, making a very large peony flower. The petals are lovely blush pink shading to coral pink on the petal edges. The plant grows upright and spreading at an average rate with lovely dark green foliage. This cultivar was named for David Hagmann's wife. Ruta means friend. Hagman (one n) is originally of Swiss/German origin from "Hag" (pronounced "hock") meaning a hedge or grove of trees. The name Hagmann with the double n, appears to have its origins in pre-1700 Zurich.

This camellia has a gorgeous show winning bloom that is widely distributed. It received the Charlotte C. Knox Reticulata Award in 2008 and 2010 and the Harris Hybrid Award in 2000. It won the Champion Bloom at the 2015 camellia show in Illawarra area (New South Wales) Australia. It is arguably the best *C. reticulata* with a true peony form (30 or more petals). Most *reticulata* flowers that appear to have a peony formed flower actually, when petals are counted, have less than 30. Regardless of petal count these complicated flowers with upright "rabbit eared" petals or "butterfly wings" make outstanding blooms.



5. 'SPRING DAZE'

Kramer Brothers Nursery in Upland, California introduced this non-reticulata hybrid in 1989. It has a very beautiful small to medium blush pink flower with lovely coral pink edges. It blooms mid to late season on a medium compact somewhat upright plant. It has a rose formal double form that tends to open quickly, thus resembling a loose peony flower in Southern California and at times a formal double in Northern California. Although they look like different flowers in color and form, both are beautiful and capable

The American Camellia Society

The American Camellia Society is located at Massee Lane Gardens, 100 Massee Lane, Fort Valley, Georgia 31030, the headquarters of the organization. The Executive Director is Celeste M. Richard, crichard@americancamellias.org, 478-967-2358. Established in 1945, ACS is a non-profit organization dedicated to the promotion of the genus *Camellia* L. and the education of the public about camellias. Contributions are welcomed to help further the goals of the Society and can be made to: The American Camellia Society, 100 Massee Lane, Fort Valley, GA 31030. Contributions are tax deductible in the year made.

The Camellia Journal

The Camellia Journal is published quarterly in March, June, September and December by the American Camellia Society.

Editor: Bradford D. King

Publications Editor: Roger Ann Davis

Advertising: Camille Bielby

Production: Roger Ann Davis

Opinions expressed in articles in this magazine do not necessarily reflect the policy of the ACS or of its officers or directors. While the Journal endeavors to assume the reliability of its advertising, neither the Journal nor the ACS assumes responsibility for any transaction between our advertisers and our readers. © 2015 American

Camellia Society articles may not be republished without written permission.

The Camellia Journal (USPS 555-900) (ISSN 008 204X)

Published quarterly by the American Camellia Society in Fort Valley, GA. Four issues per year. March, June, September, and December. Subscription price is included in the annual membership dues. Periodical Postage paid at Fort Valley, GA and additional mailing offices. POSTMASTER: Send address changes to: The Camellia Journal, 100 Massee Lane, Fort Valley, GA 31030.

of winning show points. What is its typical form in the Southeast? In 2012 it had the top number of show points (70) in the hybrid class and 119 in 2013 to be the top winning hybrid. In 2014 it was fourth with 58 points. These results attest to its popularity throughout the camellia growing states.



4. 'LADY LAURA'

'Lady Laura' has a beautiful medium to large pink peony flower variegated with lovely rose markings. It was registered by T.E. Lundy of Pensacola, Florida in 1972. This chance seedling first bloomed when it was seven years old. It blooms midseason on an upright medium growing plant with dark green leaves. While I have never seen it bloom other than as a loose peony, the *Nomenclature* reports it can be a rose form to formal double flower. It won the Illges Seedling Japonica Award in 1993. In 2012 it took 49 show points second to 'Royal Velvet' in the large japonica class; in 2013 it won 35 points for fifth place, and earned 30 points in 2014 behind 'Royal Velvet Variegated' and 'Royal Velvet'. The *Camellia Nomenclature* Research Committee determined this flower to be a medium to large which went into effect with *Camellia Nomenclature* 2014. Since it is an outstanding beauty, it should continue to win show points.



3. 'MAN SIZE'

The pure white anemone flower with yellow stamens and 8 to 12 guard petals around a mass of 95 to 100 petaloids has made this one of the biggest show winners as a miniature flower. The *Camellia Nomenclature* Research Committee determined that this cultivar over the years grows larger than first thought; consequently, it was reclassified as a miniature to small in the *Camellia Nomenclature* 2014. This 9-year-old seedling of 'Magnoliaflora' first bloomed

in 1957 and was introduced in 1961 by W.R. Wilson, Jr. of Hammond, Louisiana. It blooms midseason on an upright open plant of average growth. 'Man Size' won the William E. Wylam Miniature Award in 1978, The John Illges Japonica Seedling Award in 1979, The John A. Taylor Miniature Award in 1979, and the National Camellia Hall of Fame Award 14 times from 1979 to 2012 as the camellia with the most weighted points for that show year.



2. 'ROYAL VELVET' AND 'ROYAL VELVET VARIEGATED'

The wonderful large dark red semidouble bloom is borne on a vigorous compact upright plant with lovely foliage. The lightly texture petals look velvety. It was originated by Nuccio's Nurseries in Altadena, California in 1989. It first bloomed in 1983 on a 10-year-old seedling. Jim Nuccio came up with the name while sitting on the throne. He noticed the bathroom floor mat had a dark red color and examined the label to discover it was called "Royal Velvet". The flower is a top show winner as a large japonica. It won the coveted American Camellia Society Illges Seedling Award in 2001. The variegated form is also a show winner, as the dark red with contrasting white markings is eye catching. It was the top large show class winner in 2014 with 46 points, followed by 'Royal Velvet' with 40 points.

With over 30,000 camellias worldwide ... choosing the top 10 camellias of the generation, even when adding six special categories, was a challenge.



1. 'FRANK HOUSER' AND 'FRANK HOUSER VARIEGATED'

The choice for first place was very easy. 'Frank Houser' has been the top show winner over the last 16 years; e.g. in 2011 it had 237 points, followed by its variegated form with 170 points. It has won 13 American Camellia National Hall of Fame awards from 1955 to 2012 as the bloom having the most weighted points that show year. In addition, its variegated form has won five Camellia National Hall of Fame Awards most recently in 2012 and 2014. 'Frank Houser Variegated' has out pointed 'Frank Houser' in 2012, 2013 and 2014. This cultivar gets a perfect score for its many blooms that appear on an attractive vigorous spreading upright plant. Therefore, for this generation the number one spot goes to 'Frank Houser' and 'Frank Houser Variegated'. 'Frank



Photo by Randolph Maphis

Houser' was registered in 1989 by Dr. Walter Homeyer of Macon, Georgia, who named it for his friend, neighbor and fellow physician who observed Dr. Homeyer evaluating this seedling. In 1990 Marvin Jenigan introduced a variegated form. However, by using different root stock different viral variegation may be introduced. My largest 'Frank Houser Variegated' plant was made by doing an approach graft of 'Frank Houser' on a mature variegated 'Debutante' because there were no local 'Frank Houser Variegated' plants available. When Nuccio's Nurseries began propagating and selling 'Frank Houser Variegated', other plants were purchased that have more evenly placed white markings.

More Notable Show Winning Camellias



BEST FRAGRANT 'HIGH FRAGRANCE'

The most attractive camellia bloom with a pleasing scent is 'High Fragrance'. The medium loose peony flower is a pale ivory pink that shades to a deeper pink on the petal edges. The flower has 30 or more petals and about 10 petaloids showing some stamens with white filaments and yellow anthers. This open, fast growing plant blooms mid to late season. It was originated by James Finlay of New Zealand in 1958. He is a pioneer hybridizer of fragrant camellias, introducing 30 cultivars of which 'High Fragrance' is

the best. This camellia was produced by using a "camellia bridge", specifically a *C. lutchuensis* fragrant seedling of 'Salab' and 'Scentuous' as the pollen parent on 'Mrs. Bertha A. Harms'. It is the most frequent winner throughout America at camellia shows with a fragrant class. The beautiful peony flower with a lovely strong scent makes it a winner at shows and in the garden.



BEST YELLOW 'SENRITSU-KO'

'Senritsu-ko' produces numerous blooms on a fast growing upright open plant. The small to medium formal double to rose form

double yellow toned flower has a beautiful peach pink on the petal edges.

Most yellow camellias have inherited their yellow hue from *C. nitidissima*. 'Senritsu-ko' shares the camellia show stage with 'Brushfield's Yellow', 'Dahlongea', 'Ki-no-senritsu', 'Kagi-rohi' and *C. nitidissima* among others. It is given the nod as the best yellow camellia over 'Kagi-rohi', which is a very shy bloomer on a gangly plant, and 'Ki-no-senritsu', which also produces modest numbers of flowers. They both can provide very nice yellow flowers. 'Dahlongea', with its small light yellow formal double flower, is the best of the *C. japonica* yellow toned camellias bred without *C. nitidissima* in its makeup. *C. nitidissima*, when at its best, has more yellow than its hybrids, but it, too, may take years for a mature plant to provide quality flowers.



**BEST FORMAL DOUBLE
'GRACE ALBRITTON'**

It was a surprise when I reviewed my list of top 10 camellias that there were no formal double flowers. One could choose 'Nuccio's Gem', 'Sea Foam', 'Sawada's Dream', 'Something Beautiful', 'Buttons'n Bows', or 'Pink Perfection' and find support among camellia people. While they are also contenders for "Best Formal Double", I chose 'Grace Albritton' because the small light pink flower with deeper pink edges is so showy that it is the top winner most years in the small japonica class. In addition, it has received the following national awards: The Arminta C. Cawood Camellia Japonica Award for 1977; The William E. Wylam Miniature Award in 1979; John A. Tyler Jr. Miniature Award in 1993; The John Ilges Seedling Japonica Award in 1978; the National Camellia Hall of Fame Award in 1980 and 1988; and the Frances Shannon Racoff Memorial Award for the best formal double japonica in 2006. It was introduced in 1972 by A.D. Albritton of Tallahassee, Florida. It first bloomed in 1967 on a 10-year-old chance seedling.



**BEST HIGO
'OHKAN' ('OKAN')**

The large single flower with 6 to 8 white petals with wonderful crimson edges has a large spreading cluster of about 160 gold anthers with yellow filaments and a pale green pistil. The English translation of the Japanese name is "King's Crown". It has a beautiful, unforgettable and unique flower. This Higo is a recent introduction that originated in Kumamoto Prefecture, Japan in 1982. It is a sport of 'Yamato-nishiki'. It blooms in midseason on a slow growing average plant. It does well in the ground and makes an outstanding bonsai.



**MOST VERSATILE
'KANJIRÔ'**

This *C. hiemalis* sun loving plant originated in Japan in 1954 and is propagated worldwide. It has a bright rose pink shading to rose red semidouble flower. The plant grows vigorously with small green leaves and blooms in the fall producing numerous small to medium flowers. It is an outstanding landscape camellia and the most versatile camellia. It can be grown as a specimen plant, a mass planting, screen, pruned hedge, an espalier, or bonsai. It makes good rootstock as it has vigorous roots and a thick cambium layer. It sets seed readily so one can grow one's own rootstock. It is one of the very best sun camellias noted for its easy culture, versatility, and its many very attractive flowers.



**BEST PRE-1900 CAMELLIA
'PINK PERFECTION'**

'Pink Perfection' ('Usu-otome') came to Sacramento, California from Japan in 1875. The flower is a small formal double shell



A tree full of perfect 'Pink Perfection' blossoms.

pink that is borne on a vigorous plant with an upright growth habit. It is widely grown throughout the states and is still capable of winning in the small japonica class or as an "Old timer", "Antique", or "Heritage" camellia. I first saw one in bloom as a child at a spring garden show at the Horticultural Hall in Boston, Massachusetts. It had been grown indoors in a conservatory. It was the first camellia I had even seen. The many perfect pink flowers among dark green foliage caught my eye as a child and still does, especially when hundreds of blooms are on a 20-foot camellia tree of which there are many in private homes and public gardens. 'Pink Perfection' was one of the initial selections in 1979 for the American Camellia Society Camellia National Hall of Fame and is my choice for the best pre-1900 camellia.

CONCLUSION

With over 30,000 camellias worldwide and more than 4,000 listed in the *Camellia Nomenclature 2014*, choosing the top 10 camellias of the generation, even when adding six special categories, was a challenge. I wanted to have a best cold hardy camellia but have no experience with seeing them here in California. I was stumped. (See photo of Brad King at right.)

What do those of you who grow cold hardy think are the best three? Please share a quality digital photo with me. If you have a candidate for a best camellia that I overlooked, please send a high resolution digital photo appropriately named with your contact information to me (bdk@usc.edu). It would be great fun to publish a follow up article with other beautiful camellia images using your photos.






Figure 2: 'Elegant Beauty' originated by Les Jury.

Remembering Our Past: Les, Felix and Mark Jury

Article by Dr. Bradford King

Photos by Tony Barnes & Bradford King

Les, Felix and Mark Jury have introduced many camellias over the last 50 years. It is hard for us in America to remember which Jury bred which wonderful camellia variety. The Jurys are a remarkable camellia family from New Zealand who deserve to be remembered for their contributions to hybridizing *williamsii* camellias.

Les Jury

Les is the older Jury brother. It was Les who started breeding camellias with many of his *non-reticulata* varieties released internationally. Some of the best are 'Elegant Beauty', a large anemone deep rose flower; 'Jury's Yellow', a white medium anemone flower with creamy yellow petaloids; 'Debbie', a medium peony pink flower; 'Elsie Jury', a large peony clear pink flower with shaded orchid undertones; 'Mona Jury', a large peony apricot pink flower; and the lovely medium to large peony to formal double red flower 'Les Jury' named for himself. All are seen in America. (Figure 1: 'Debbie', Figure 2: 'Elegant Beauty' & Figure 3: 'Jury's Yellow'.)

Les was breeding for large, self-grooming flowers that grew well while seeking to extend the flower color range in camellias. He introduced the popular 'Anticipation', which was one of the first red *non-reticulata* hybrids, thus extending the color range in hybrid camellias. 'Anticipation' and 'Anticipation Variegated' are widely grown in America. (Figure 4: 'Anticipation Variegated'.)

In addition Les introduced 'South Seas', another color breakthrough with its white flower toned pink with hues becoming paler and less distinct with age. (Figure 5: 'South Seas'.)

Felix Jury

Felix focused on breeding formal double hybrids. Two of the most popular and beautiful are 'Dream Boat' and 'Water Lily'. In 1976 'Dream Boat', a cross between *C. saluenensis* and 'K Sawada' was introduced. The bright pink flower with a lavender tint is a medium to large formal double with incurved petals. When



Figure 6: 'Dream Boat' originated by Felix Jury.
Photo by Tony Barnes



Figure 13: 'Mimosa Jury' originated by Mark Jury and named for his mother.

incurved petals develop on a formal double flower, it makes for a special bloom. (Figure 6: 'Dream Boat'.) Felix used the same cross to breed 'Water Lily'. The lovely medium formal double lavender flower is tinted bright pink and also has incurved petals. Not well known in North America is his 'Pearly Shells', which has a large pearly pink formal double flower. The miniature soft pink anemone flower of 'Itty Bit' was introduced in 1984. It is a cross between *C. saluenensis* and 'Tiny Princess', which is another *C. japonica* from K. Sawada's Overlook Nursery in America. (Figure 7: 'Water Lily', Figure 8: 'Pearly Shells' & Figure 9: 'Itty Bit'.)

The Camellia Journal



Figure 1: 'Debbie'.



Figure 3: 'Jury's Yellow' .



Figure 4: 'Anticipation Variegated.'



Figure 5: 'South Seas'.



Figure 7: 'Water Lily'.



Figure 8: 'Pearly Shells'.

Photo by Tony Barnes



Figure 9: 'Itty Bit'.

Photo by Tony Barnes



Figure 10: 'Jury's Apple Blossom Sun'.

Photo by Tony Barnes

Mark Jury

Mark lives with his wife Abbie on the original Jury property, owned by the Jury family since the 1870s. This is where Felix and his wife Mimosa built their house and garden during the 1950s. It has one of the best private plant collections in New Zealand. Mark is their son and concentrated more on miniature flowers. Their compact growth is better suited to small modern gardens and perform best as garden plants, rather than show flowers. We do not see many of his wonderful cultivars in America. Thanks to the Internet, *New Zealand Camellia Bulletin* and its editor Tony Barnes, we can see photos of his introductions. A good example is 'Jury's Apple Blossom Sun', which has pink petal tips that shade to lighter pink at the flower base. A chance seedling of *C. pitardii* var. *pitardii*, it was registered in 2003. (Figure 10: 'Jury's Apple Blossom Sun'.)

Cluster blooming camellias are good choices for the garden as can be seen with 'Fairy Blush' which has a small single cluster of flowers with a light scent. (Figure 11: 'Fairy Blush'.)

A striking camellia is 'Jury's Moon Moth' which has a large pale pink semidouble flower that resembles a nocturnal moth visiting one's garden during a full moon. (Figure 12: 'Jury's Moon Moth'.)

Mark named a soft pink medium formal double that blooms early to late season for his mother. 'Mimosa Jury' is truly a lovely flower. (Figure 13: 'Mimosa Jury'.)

When a chance *C. japonica* seedling flowered in 1996 it was named for the "Year of the Volunteer". 'Volunteer' has a medium bicolored anemone flower with over 100 large petal-like petaloids intermingled with a few hidden stamens. The plant growth and the red toned flower with a white border makes some of us wonder if its seed parent was 'Tama-no-ura'.

Family

The influence of the family, including sharing experiences and friendly rivalry, is seen in work, sports, and leisure activities. It
December 2015 - February 2016



Figure 11: 'Fairy Blush'.

Photo by Tony Barnes



Figure 12: 'Jury's Moon Moth'.

Photo by Tony Barnes

is a strong force in modern gardeners who frequently have family ties to the soil. In the Jury family we see the elder brother, Les, begin a cutting edge hybrid breeding program when *C. saluenensis* made its way to the western world. Younger brother Felix also took up the camellia hybrid torch striking out on his own in breeding formal double camellias and importing *C. japonica* from K. Sawada's Overlook Nursery in Alabama. During these times importing and exporting plant material between New Zealand, Australia and America was relatively easy. New camellia cultivars found their way around the world. Today due to camellia petal blight and insects that could destroy native agriculture, restrictions on new plant material, including live camellias, has become necessarily very restrictive. We appreciate the need to protect crops and control ornamental plant diseases. The down side is most of Mark Jury's camellias haven't made it to America. We appreciate the Internet, digital photography, and publications that allow was to share camellia images from other countries. A special thanks to Tony Barnes and his beautiful photographs of Jury cultivars.

The New Zealand Jury family is to be remembered for their many contributions to the Camellia World, especially in their breeding of new hybrid varieties.

Sunrise

.....

Sunset

**Article & Photos
by Bradford King**

The earth's sun is the source of natural energy and is essential for the growth of all plants and animals. The sun rises every morning but has many different looks depending on the time of year, location and weather. Birds sing many melodies especially at sunrise which is music to our ears and a welcome wake up call.

SUNRISE

At least a dozen camellias with many different descriptions have sun names. Many people sleep in and rarely see the beauty of a sunrise just as most of us haven't seen camellia 'Sun Dial', 'Sun Kissed', 'Sunburst', 'Sundance', 'Sundowner', 'Sunset Oaks', or 'Sun Storm'. Harvey Short from Ramona, San Diego County, California was a well-known camellia breeder from the 1950s through the 1970s who registered more than 30 camellias, most no longer popular, such as 'Sunset Glory' and 'Sun Set'. We do see his 'Love Light', a large white semidouble with heavy petals, that refers to light that radiates affection between lovers. (Figure 1: 'Love Light'.)

In the mid 1960s Nuccio's Nurseries offered 20 of Harvey Short's introductions. The Nuccios have used sun



Figure 1: 'Love Light'.



Figure 2: 'California Sunrise'.

in three of their own introductions. 'California Sunrise' is a blush pink medium to large semidouble with upright petals. It is an early blooming *reticulata* hybrid because its seed parent was a *C. sasanqua*. (Figure 2: 'California Sunrise'.)

A ray of sunlight is a sunbeam, a name the Nuccio's adopted for a large semidouble rose pink flower with lighter tones of pink on the petals. This *C. sasanqua* develops a fine gold edge on the foliage when grown in strong light. (Figure 3: 'Sunbeam'.)



Figure 3: 'Sunbeam'.



Figure 4: 'Sunnyside'.

The Nuccios named a *japonica* flower with a white center that blends to pink at the petal edges 'Sunny Side'. This single small to medium flower is a very lovely fresh perky bloom. (Figure 4: 'Sunny Side'.)

Edward Avery McIlhenny was born in 1872 on Avery Island, a high spot of 3,000 acres in Louisiana. He was the second son of Edmund McIlhenny, who invented Tabasco Sauce.

McIlhenny imported and propagated camellias in the 1930s and 1940s, which helped popularize and distribute camellias. He introduced 'Rainy Sun' in 1937 which he procured from Lindo Nurseries in Chico, California. The plant is believed to have come from Japan to Coolidge Gardens in Pasadena, California. The flower has a medium deep rose red semidouble bloom that opens with the incurved petal margins which usually flatten out after several days. The central stamen cluster is sparse and twisted. While this cultivar is no longer often seen, I found one in bloom in the Huntington Botanical Garden in San Marino, California. (Figure 5: 'Rainy Sun'.)



Figure 5: 'Rainy Sun'.

Easter sunrise services are held throughout the country commemorating Jesus' rising from the dead. The *C. japonica* 'Easter Morn' has a very large baby pink semidouble to full peony flower with irregular petals that reflects this special day. (Figure 6: 'Easter Morn'.)



Figure 6: 'Easter Morn'.

SUNSET

Sundown or sunset occurs every day when the sun dis-



Figure 7: 'Island Sunset'.




Figure 8: 'Twilight'.

appears below the western horizon. Beautiful sunsets are enjoyed by people all over the world. One memorable sunset remains in my memory of a family trip to the U.S. Virgin Islands. Whenever I see the medium to large rich coral pink camellia flower that shades to lighter tones in the center of 'Island Sunset', I am taken back to the days of walking on the beach and enjoying sunsets. This Nuccio's Nurseries *non-reticulata* hybrid won the Harris Hybrid Award in 2012. (Figure 7: 'Island Sunset'.)

TWILIGHT

This is the peaceful time just after sunset or before dawn when the sun is below the horizon. Symbolically it may refer to time when something is in a gentle decline and approaching its end. The Nuccio's 'Twilight' *japonica* was introduced in 1964. The medium to large formal double flower is a heavenly shade of blush pink. Like twilight, this plant may bloom early and again late in the season even though it is considered a midseason bloomer. (Figure 8: 'Twilight'.)



CONCLUSION

The classic *Fiddler on the Roof* refrain "Sunrise Sunset" echoes in our mind as the men sing:

*Sunrise, sunset
Sunrise, sunset
Swiftly flow the days
Seedlings turn overnight to sun-
flowers
Blossoming even as we gaze*

And then is followed by the women's refrain:

*Sunrise, sunset
Sunrise, sunset
Swiftly fly the years
One season following another
Laden with happiness and tears.*

Icing on Camellias

Article & Photos By Bradford King

Icing, called frosting in America, is a sweet, often creamy glaze made of sugar with water or milk, often enriched with butter, egg whites, cream cheese or flavorings such as chocolate, vanilla, or lemon. It is typically spread on cake after it is baked and allowed to cool. Common synonyms are glossy, luster, polish and sheen. The idiomatic expression, “It’s icing on the cake”, means that something good is made even better. Frosting on a beautiful camellia makes it even more beautiful.

GLOSSY JAPONICAS

‘Black Magic’ and ‘Holly Bright’ are well known camellias with glossy flowers and were introduced by Nuccio’s Nurseries. Besides the glossy finish they both have unusual holly like foliage. Are these traits linked genetically? Interesting to speculate, but there is no way to know.

‘Black Magic’ has a medium irregular semidouble to rose form double flower with stamens that tend to curl rather than to stand upright. It may not always fully open, but when it does, it’s a show stopper. It has one of the darkest red glossy flowers one can find in the camellia world.

The Nuccios describe ‘Holly Bright’ as an unusual camellia plant and flower. The flower is a large semidouble glossy salmon red with creped petals. The plant is compact, upright and bushy with unique crinkled holly like foliage. (Figure 1: ‘Black Magic’ & Figure 2: ‘Holly Bright’.)

FROSTY RETICULATAS

In military slang “Stay Frosty” means to stay on your toes and remain cool. We need to stay on our toes to keep up with some of the camellia hybridizers. Four of the best camellia hybridizers have introduced *C. reticulata* flowers with frosting.

Frank Pursel of Oakland, California, whose main focus as a hybridizer was breeding new reticulata hybrids, introduced 112 reticulata hybrids between 1975 and 1995. In 1992 he introduced ‘Dr. Dave’, a very large semidouble dark red with a frosted sheen.

Jack L. Mandarich was an avid camellia hybridizer from Menlo Park, California, who also specialized in hybridizing reticulata hybrids. He served as American Camellia Society President from 1983 to 1985. He was able over the years to introduce three reticulatas with frosted flowers: ‘Dr. Fred Heitman’, a very large semidouble dark red flower with a shine; ‘Marilyn Maphis’, a very large semidouble pink with a highly frosted flower; and ‘Patricia Haskee’, a very large semidouble to rose form double with luster. (Figure 3: ‘Marilyn Maphis’ & Figure 4: ‘Patricia Haskee’.)

Hulyn Smith of Valdosta, Georgia was American Camellia Society President from 2005 to 2007 and he loved large red camellias. In 2008 he registered a very large bloom with red frosting that he named ‘Randolph Maphis’ for a mentee and friend. The red frosting on the petals is like a cake with red icing, making a good flower even more wonderful. (Figure 5: ‘Randolph Maphis’.) Smith sought to continue to keep frosting in his new introductions. His 2012 ‘Grandandy’ has distinctive white frosting on the very large red semidouble flower with yellow anthers and white filaments. Again we see the parallel with baking, this time the icing produces a lovely white sheen on the petals, improving the flower



Figure 1: ‘Black Magic’.



Figure 2: ‘Holly Bright’.



Figure 3: ‘Marilyn Maphis’.



Figure 4: 'Patricia Haskee'.



Figure 6: 'Grandandy'.



Figure 5: 'Randolph Maphis'.



Figure 7: 'Dr. Dan Nathan Supreme'.



Figure 8: 'Debbie Odom'. Photo by Gene Phillips

once again. (Figure 6: 'Grandandy'.)

Marvin Jernigan of Warner Robins, Georgia introduced at least 10 wonderful reticulatas with four having frosting. They are 'Debbie Odom', a large pink with a florescent sheen; 'Dr. Dan Nathan Supreme', a very large pink with a florescent sheen; 'Roscoe Dean', a very large deep rose pink with a pink sheen; and 'Ruth Jernigan', a very large red with a frosted sheen. The one that stands out from a crowd is 'Dr. Dan Nathan Supreme' with its lustrous pink flower that seems to actually shine. (Figure 7: 'Dr. Dan Nathan Supreme' & Figure 8: 'Debbie Odom'.)

Just as frosting on a cake makes a more delicious dessert, an overlay of frosting on a camellia flower makes a good flower great.



Spotlight: *C. japonica* ‘Eleanor Martin Supreme’

In 1964 a spectacular variegated flower was introduced to the Camellia World by Caesar Breschini of California. The attractive medium to large semidouble red flower of ‘Eleanor Martin’ with wide concave petals when fully variegated becomes a special treat to see on the bush or picked to be entered in a camellia show. This cultivar was first observed in 1959 as a seedling.

Typically when a variegated flower is registered there is no mention of how the cultivar became infected with the virus that produces the desired white markings. Some camellias are infected naturally or by some unknown chance event such as contaminated pruning tools, insects or interconnected roots from a nearby infected camellia. It may also be the case that some cultivars when purchased have the virus in the soil or are already infected. However, many times the virus is purposely inserted into the plant. A popular method is

to graft an uninfected scion onto variegated rootstock. Two frequently used rootstocks for introducing the virus are ‘Adolphe Audusson Variegated’ and ‘Shibori-Egao’.

It is generally believed that there are from three to six camellia viruses. While there are no scientific studies to support this, visually we observe different types of variegation — blotches, flecks and stripes, watermarking and combinations. If, for example, the propagator desires the watermarked style, rootstock that produces this variegation would increase the chances of obtaining it.

While there is no record of how ‘Eleanor Martin Supreme’ was variegated, the Spotlight captures a magnificent example of watermarked variegation which makes for a gorgeous flower photographed by Randolph Maphis. — **Bradford King**

Photograph by Randolph Maphis



Figure 4: (Above) A praying mantis on the hybrid tea rose named for the Rev. Billy Graham.

Figure 1: (Right) ‘Hugh Evans’.



Brad King says he finds more than just camellias to enjoy when he walks his neighborhood. He likes seeing the insects and wildlife as much as he does the blooming plants.

It's a Beautiful Day in the Neighborhood

Article & Photos by Bradford King

When the camellias are blooming it's an especially beautiful day in the neighborhood. What do you see? When I walk the dog, stroll with my wife or drive the car, I slow down when I see friends, birds and flowers. The cell phone remains in a pocket deliberately turned off and maybe even left at home. It's time to enjoy the birds and flowers, leaving worries and problems for another time. I listen to the bird songs to identify and locate them. I smell the roses and search for camellia flowers. I notice many insects, especially butterflies and praying mantis. I find many newly built and renovated homes without camellias and frequently little in bloom especially during the winter. The older homes, both large and small, have more interesting and more mature trees and flowers. In fact in my neighborhood almost all the homes built before the 1980s have several mature camellias. The fun begins in seeing the first blooms in the fall. In my neighborhood it is always *C. sasanqua* 'Hugh Evans'. (Figure 1: Photo of 'Hugh Evans'.)

FINDING THE UNEXPECTED

My goal is to carry a camera every day in order to catch the unexpected. Many folk think a smart phone with camera with dozen of apps is the way to live. They miss no calls or texts but rarely hear a bird or see a flower. They walk, head down, texting. I walk, head up, looking for the unexpected. It could be a sudden summer shower with the sun shining producing a double rainbow, or a good photo of a migrating bird, or an interesting insect in a flower. (Figure 2: A double rainbow.) We are thankful when we see bees and bumblebees in our garden collecting pollen and fertilizing flowers. We hear in the news that honey bees are struggling and know they are necessary for agricultural crops. We marvel at their industry. The black bumble bee contrasts nicely with the pink tones of *C. sasanqua* 'Double Rainbow' named for having colors resembling a rainbow. (Figure 3: A bumblebee in 'Double Rainbow' camellia.)

The irony of finding a praying mantis female on a beauti-



Figure 5: The Great Egret.

ful hybrid tea rose named for the Rev. Billy Graham was not lost even though she was actually "preying" for insects. (Figure 4: A praying mantis on the hybrid tea rose named for Billy Graham.)

Last spring a migrating Great Egret spent a week in our

The American Camellia Society

The American Camellia Society is located at Massee Lane Gardens, 100 Massee Lane, Fort Valley, Georgia 31030, the headquarters of the organization. The Executive Director is Celeste M. Richard, crichard@americancamellias.org, 478-967-2358. Established in 1945, ACS is a non-profit organization dedicated to the promotion of the genus *Camellia* L. and the education of the public about camellias. Contributions are welcomed to help further the goals of the Society and can be made to: The American Camellia Society, 100 Massee Lane, Fort Valley, GA 31030. Contributions are tax deductible in the year made.

The Camellia Journal

The Camellia Journal is published quarterly in March, June, September and December by the American Camellia Society.

Editor: Bradford D. King

Publications Editor: Roger Ann Davis

Advertising: Camille Bielby

Production: Roger Ann Davis

Opinions expressed in articles in this magazine do not necessarily reflect the policy of the ACS or of its officers or directors. While the Journal endeavors to assume the reliability of its advertising, neither the Journal nor the ACS assumes responsibility for any transaction between our advertisers and our readers. © 2015 American

Camellia Society articles may not be republished without written permission.

The Camellia Journal (USPS 555-900) (ISSN 008 204X)

Published quarterly by the American Camellia Society in Fort Valley, GA. Four issues per year. March, June, September, and December. Subscription price is included in the annual membership dues. Periodical Postage paid at Fort Valley, GA and additional mailing offices. POSTMASTER: Send address changes to: The Camellia Journal, 100 Massee Lane, Fort Valley, GA 31030.



Figure 2: (Left) A double rainbow; the second bow is just barely visible above the bottom rainbow.

residential area and returned to feast on insects in the fall. I assume she/he is the same bird, but I have no way of actually knowing its gender or if it is the same bird. Generally, egrets like marshland and waterways which can't be found inland in Southern California. (Figure 5: The Great Egret.)

NORTH AND EAST

Typically in my neighborhood the *C. japonica* plants are on the north and east sides of the homes. They look good all year with their lovely dark green foliage. Since I walk all year long, I know where to find them in bloom. It is exciting to see the wonderful well known cultivars with flowers. One of the most popular is 'Herme'. Most of my neighbors and I had one or more planted when the homes were built in the 1950s. It is always interesting to see 'Herme' with its typical bloom and a few 'Pink Herme' sports among the branches. This mutation is common while some of the other 'Herme' sports are not. (Figure 6: 'Herme' and a 'Pink Herme' growing close together.) My favorite 'Herme' sport is 'Look Away'. (Figure 7: 'Look Away'.) One of my neighbors has a 'Mathotiana' tree at least 15 feet tall that has reliably bloomed for over 40 years. It has not been pruned the last 30 years and is now growing over the eaves of the house. The new owners need to move it due to the construction of an addition. Their gardener and I have warned them that the odds are at best 50/50 for survival. We applaud their commitment to this wonderful camellia that traces its origins to Magnolia Gardens and Plantation. Magnolia imported it in 1840 from Europe. You, too, must see this camellia in your neighborhood. (Figure 8: 'Mathotiana'.) Two homes just across the street from ours have specimens of 'Elegans Variegated' nestled in the front northeast corner of the house. I have marveled every year for 28 years that they have so many lovely flowers. They bloom without any care except



Figure 3: (Below) Bumblebee enjoys the nectar of the *C. sasanqua* 'Double Rainbow'.



Figure 6: 'Herme' and 'Pink Herme' cluster close.



Figure 7: 'Look Away'.



Figure 8: 'Mathotiana'.

water. They are living proof that camellias are very hardy and need minimal care. However, I am tempted every spring to throw a handful of cotton seed meal on them to see if larger flowers would adorn the plants the following season. (Figure 9: 'Elegans Variegated'.)

In September 1986 we moved from Massachusetts into this neighborhood in Southern California. The home was landscaped with azaleas, camellias and a variety of small trees. This Bostonian was amazed to see evergreen shrubs and trees in bloom in the winter. I knew they were camellias and asked my neighbors the variety names. No luck. They only knew them by color. Several referred me to Nuccio's Nurseries in nearby Altadena. I picked flowers and leaves of a dozen varieties. I got a friendly greeting from a man I later learned was Jude Nuccio, the son of Joe Nuccio, who was waiting on other customers. Jude quickly identified all but one. Nearby a trim older man was called over to identify the unknown medium semidouble flower. Looking carefully, he said, "It's 'Alba Superba'." Later I learned he was Julius Nuccio, the other nursery founding father and sire of Tom and Jim, who also work at the Nursery. This was the beginning of my passion for camellias. 'Alba Superba' was imported from Europe in 1840 by Magnolia Gardens and Plantation. I must confess I wondered if Julius correctly identified this cultivar and looked for it in the Huntington Botanical Gardens and found a great specimen confirming his identification. No more doubts about Julius Nuccio, the Grandmaster of camellias. (Figure 10: 'Alba Superba'.) I visit the Nuccio Nurseries regularly for camellias, visiting with the boys (Jude, Tom and Jim) and coming away with stories and camellia lore.

The 'Kraemer's Supreme' and 'Herme' in my neighborhood have abundant flowers every winter. The five 'Pope Pious IX' in my garden proved good for grafting new camellia cultivars with potential to provide show quality flowers. 'Pope Pious IX', aka 'Prince Eugene Napoleon', is an excellent landscape camellia with a medium formal double red flower that originally came from Belgium in 1875. It is one of the many landscape camellias doing well in my neighbor-

September - November 2015



Figure 9: 'Elegans Variegated'.



Figure 10: 'Alba Superba'.



Figure 11: 'Debutante'.



Figure 12: 'Covina'.



Figure 13: 'Glen 40 Variegated'.

hood. Another great camellia from Magnolia Gardens is the sun tolerant 'Debutante'. The pink full peony flower is the icon for the full peony form. It may not bloom when young but the mature plants in my neighborhood produce abundant flowers. Typically it is the first japonica in bloom in the area. (Figure 11: 'Debutante'.)

The other popular japonica that tolerates more sun than most other japonicas is 'Covina'. It is popular as a hedge or screen between homes as it is a bushy vigorous plant that blooms reliably. (Figure 12: 'Covina'.)

Almost all the local homes and gardens with camellias have at least one 'Pink Perfection'. This camellia came from Japan to Sacramento, California in 1875 and has been distributed widely in America. This early to late blooming small pink flower is a favorite because it has perfect formal double blooms in abundance.

A few years ago two sisters moved into our neighborhood and did a great job of pruning the 25 foot camellias that were overgrowing the north side of their home. It was a pleasure to see their pride of ownership rewarded by great blooms from the mature pruned camellias like 'C.M. Wilson'.

In 1942 Azalea Glen Nursery in Loxley, Alabama introduced 'Glen 40', naming this seedling for the flower bed where it was grown. The deep red medium formal double to rose form double flower makes it a favorite. How it made it to California is unclear, but it is popular in my area. This was one of the first camellias I bought along with 'Thunderbolt', its variegated form to landscape the front of our home. (Figure 13: 'Glen 40 Variegated' and Figure 14: 'Glen 40'.)



Figure 14: 'Glen 40'.

CONCLUSION

When I see a hummingbird among the camellia flowers it is a day to remember. When I can capture its image on film it is an especially beautiful day in my neighborhood. It makes my day when I can share this with camellia friends like you. Enjoy! (Figure 15: Hummingbird on camellias.)



Figure 15: Allen's Hummingbird among the camellia flowers, 'Adolph Audusson Variegated' and 'Prima Bal-lerina'.



Figure 6: 'Egao'.

Camellias for the small garden or patio

Article & Photos by Bradford King

Many people now live in apartments, condominiums and homes that have small gardens or patios. There are camellias that can serve them well for landscaping and decorating the patio. Camellias can be easily grown in the ground or in pots. The advantage of pots is that the plants may be moved in order to determine both the optimal place for them to grow and to create the desired effect. If there is room, camellias can be placed on the patio when in bloom and grown in another part of the garden. Pots may require more water but the flexibility is worth the extra care. The plants may be left in the nursery black plastic pots. However, the nursery pots may be placed inside your choice of a more decorative container which adds to the beauty and helps in water retention. Of course, the pots may also be repotted in your choice of container. The cultivars discussed here are all widely available, have good growth habits, and will flower as small plants.



Figure 1: 'Yuletide' in full bloom in a pot.

SUNNY AREAS

Camellia sasanqua, *hiemalis* and *vernalis* cultivars do well in sunny areas or in partial sun. Three of the tried and true sun loving *C. sasanqua* are 'Hugh Evans' with profuse single pink flowers, 'Jean May' with a soft medium pink rose form double flower and 'Yuletide' with a small red single flower. 'Yuletide', with its small leaves and sturdy compact upright growth habit, would be an excellent choice for the patio. Its green foliage and red flowers with bright yellow stamens help celebrate the Christmas season. (Figure 1: 'Yuletide'.) Two newer introductions to add to a small garden or patio are 'Old Glory', with a medium single to semidouble white flower with wavy petals edged in a deep rose pink, and 'Pink A Poo' (aka 'Pink Yuletide' or *C. sasanqua* 'Mon Del'), with a single pink fragrant flower with seven petals. (Figure 2: 'Old Glory'.)

Three of the very best *C. hiemalis* cultivars for the patio or small garden are 'Shishi-Gashira', 'Kanjiro' and 'Showa-no-Sakae'. The abundant small semidouble red flowers borne on a compact bush plant that even when mature remains small make 'Shishi-Gashira' a top choice. (Figure 3: 'Shishi-Gashira'.)

'Showa-no-Sakae' has a small to medium soft pink semidouble flower. The plant grows vigorously and remains low, making it a good choice under windows or as a ground cover for a slope or hilly area. It can be planted as a bedding plant and looks good in the foreground in front of taller camellias. (Figure 4: 'Showa-no-Sakae'.) 'Kanjiro' is one of the most versatile camellias. The small to medium rose pink flower that shades to a darker rose red on the petal edges is lovely. The plant grows vigorously, compact and upright making it a good specimen plant that can also be grown as a hedge, left natural, or heavily pruned after it blooms. (Figure 5: 'Kanjiro'.)

'Egao', 'Shibori-Egao' and 'Star Above Star' are the most widely known *C. vernalis* cultivars. 'Egao', with an upright, somewhat spreading vigorous growth habit and a large semidouble pink flower that blooms later than the *C. sasanqua* and before the peak *C. japonica* blooming season, brings its beautiful flower to bridge the camellia season. (Figure 6: 'Egao'.)

When variegated this camellia is known as 'Shibori-Egao' and is very showy in a container with its pink flower with lovely white markings. There are some plants that have mostly white flowers with just pink markings that are a real eye catcher. While 'Star Above Star' is less robust than we might like, it has wonderful white flowers that shade to a lovely lavender pink. The medium semidouble flower has one star shaped set of petals built on a second tier of petals which makes a beautiful flower. (Figure 7: 'Star Above Star'.)

SHADY AREAS

C. japonica is the most useful and popular camellia to grow on the north or east facing patio or in dappled sunlight under trees or under a pergola. There are many great cultivars available. The following is a list of outstanding cultivars. However, you may have other favorites or one named after a loved one that you just have to have. Go for it!

We begin with 'Betty Foy Sanders' a classic medium semidouble flared trumpet flower with wonderful rose red streaks and flecks in various amounts decorating the white flower. It blooms early to mid-season on an upright bushy plant. It was introduced in 1965 in Georgia and named for the then governor's wife. (Figure 8: 'Betty Foy Sanders'.)

"I jokingly tell people that 'Camellia' is my mistress." - Bradford King



Figure 2: 'Old Glory'.



Figure 3: 'Shishi-Gashira'.




Figure 4: 'Showa-no-Sakae' as a ground cover.

'Margaret Davis' comes to us from Australia where it was introduced in 1961. It is grown widely because the medium white peony flower has beautiful markings – a rose red line and dashes



Figure 5: ‘Kanjiro’ is a beautifully versatile camellia. Here it serves as a background for a garden sculpture, and it also makes a good hedge.



with vermillion on the petal edges. (Figure 9: ‘Margaret Davis’.)

‘Katie’ was introduced in 1979 by Julius and Joe Nuccio, the founding fathers of Nuccio’s Nurseries in Altadena, California. They named it after their mother whose favorite camellia was ‘Drama Girl’, the seed parent of this very large semidouble salmon rose pink flower. While certainly a very good camellia, my choice is ‘Katie Variegated’ which has a more delicate salmon pink with beautiful white markings. (Figure 10: ‘Katie Variegated’.)

I jokingly tell people that “Camellia” is my mistress. The above flowers with women’s names and the fact I spend so much time caring for them and enjoying their beauty contributes to the gossip among the uninitiated. However, camellias are not human relationships requiring trust, love and faithfulness so I have no problem adding one more mistress. ‘Lady Laura’ has a medium to large pink loose peony flower with rose streaks, dashes and dots. It has a glorious flower that can even be improved by treating some of its buds with gibb. In fact two of my favorite camellias to gibb are ‘Betty Foy Sanders’ and ‘Lady Laura’. On the other hand, injecting gibb in the buds of ‘Margaret Davis’ rarely improves her flowers. (Figure 11: Photo of a gibbed ‘Lady Laura’.)

One of the oldest camellias in America that continues to be popular is ‘Pink Perfection’. The small pink evenly formed petals make a formal double flower that is indeed perfect. It is amazing to see a mature plant with hundreds of identical blooms in mid to late season. It originated in Japan under the name ‘Usu-Otome’ and was first imported to Sacramento, California in 1875. It was also imported and propagated by Toichi Domoto and other Japanese American nurserymen. In fact Elizabeth Gamble purchased many plants in the 1920s and 1930s from Domoto Nursery in Hayward, California. The Elizabeth Gamble Garden, one of the Camellia Trail Gardens, has written documents that their ‘Pink Perfection’ plant has continued to thrive today. We can only wonder how many other private and public gardens still have these early imports. While you can see ‘Pink Perfection’ growing throughout America as mature small trees it is still well worth growing this cultivar in a new garden.

The large to very light pink orchid peony flower with deeper pink petal edges of ‘Tiffany’ makes our list as it grows vigorously and upright. It blooms midseason, usually as a beautiful loose peony flower, but occasionally has an anemone bloom.

The small to medium semidouble flower of ‘Tama Peacock’ was introduced in 2000 and is the best of the picotéd white bordered



Figure 7: ‘Star Above Star’.



Figure 8: ‘Betty Foy Sanders’.



Figure 9: 'Margaret Davis'.



Figure 10: 'Katie Variegated'.



Figure 11: 'Lady Laura' gibbed.



Figure 12: 'Tama Peacock'.



Figure 13: 'Julius Nuccio'.



Figure 14: 'Barbara Goff' (foreground) and 'Frank Houser' as winners on the head table.

flowers bred from 'Tama-no-ura'. 'Tama Peacock' has a moroonish red flower at times with attractive veins shading to a white border, and it grows on a bushy pendulous upright plant with numerous perky flowers. New spring growth is a lovely shiny maroon color that turns green by summer. In addition it sets numerous attractive bronze colored seed pods. (Figure 12: 'Tama Peacock'.)

If you like collections, you can't go wrong with 'Nuccio's Cameo', a medium to large coral pink formal double; 'Nuccio's Carousel', a medium to large semidouble with a tubular flower that begins as a soft pink and shades deeper pink on the petal edges; 'Nuccio's Gem', a medium to large pure white formal double; 'Nuccio's Jewel', a medium white loose to full peony flower that shades to darker coral pink on its edges; or 'Nuccio's Pearl', a medium formal double with a blush white center with deeper pink on the pointed petal edges. All that is missing is a beautiful large formal double flower. 'Nuccio's Bella Rossa' will provide the red color and treat you to a very long blooming season as the bud set is heavy even in small plants. It is at its best as a landscape plant but it also will grow in a pot. The variegated form is particularly striking with the contrast of the white markings on the red flower. In 2015 'Julius Nuccio' was released to honor the 97-year-old surviving founder of Nuccio's Nurseries. It looks like 'Royal Velvet' on steroids with its very large deep red semidouble flower. (Figure 13: 'Julius Nuccio'.)

RETICULATA CAMELLIAS

In general, a small garden isn't as good a choice for *C. reticulata* as *C. japonica*. That said, I have given my adult son three outstanding *reticulata* cultivars that are growing and blooming in a

small raised bed next to his front door. They are the ever popular 'Frank Houser', the very large rose red semidouble with butterfly wings to loose peony flower; 'Frank Houser Variegated', with its wonderful white markings, and the beautiful very large loose peony light coral pink flower of 'Ruta Hagmann'. He had the right attitude when I commented that they may get too large for the area. He said, "They can be pruned." It seems he got the camellia bug this season and took out some azaleas in order to add the beautiful semidouble to rose form double soft pink flower of 'Barbara Goff'. Gordon Goff named this early to late bloomer for his wife. It grows upright making a nice looking plant with nice green foliage. It has the potential to compete and even upset 'Frank Houser' in a camellia show either gibbed or natural. (Figure 14: 'Barbara Goff' and 'Frank Houser'.)

HYBRID CAMELLIAS

The *non-reticulata* hybrids are discussed here with an eye to provide a wider range of colors for shady patios and small gardens. The deep coral pink of 'Coral Delight' with small dark foliage and a medium semidouble flower makes a good choice. I like the variegated form better as the contrast between the deep coral and white markings speak to me. This plant is a slow growing semi-dwarf so it is a good choice under windows or in landscape foreground. The bushy compact plant looks good in container and takes little space. 'Island Sunset' has a medium semidouble coral pink flower lighter in the center, becoming a rich coral pink on the outside. It blooms mid to late season on an upright bushy plant. There are a few formal double and rose form double flowers with incurved petals. If you like this petal formation, 'Showboat' with its large

white flower with lovely pink petal edges is a good choice. The rose form double flower holds its bud form well and occasionally has incurved petals. It is vigorous and grows upright somewhat open. It was introduced by Nuccio's in 2012. It is a "soft" bloom that doesn't travel well to a camellia show. (Figure 15: 'Island Sunset'.)

The hybrids are the place to look for fragrant camellias. The overall best fragrant camellia is 'High Fragrance' with its lovely scent and pale ivory pink flower with deeper pink on the petal edges. It is a medium peony flower that blooms mid to late season on a vigorous open plant with light green foliage. A collection of fragrant camellias would look and smell good when grouped together. Besides 'High Fragrance' there is 'Fragrant Pink', which has a miniature to small deep pink loose peony flower; 'Koto-No-Kaori', which has small single rose pink flower; 'Minato-No-Akebono', with a single light pink miniature flower with deeper tones; and 'Spring Mist', a blush pink small semidouble flower that shades to white. (Figure 16: 'Minato-No-Akebono'.)

There are currently no bright yellow hybrid camellias. Two with light yellow flowers grow moderately fast. 'Ki-No-Senritsu' has a small to medium soft yellow peony to loose peony flower that blooms midseason. 'Senritsu-Ko' has a small to medium rose form to formal double flower. The beautiful light yellow flower is edged in peach. It blooms midseason on a plant with large serrated foliage.

HANGING BASKETS AND BONSAI

The patio or pergola are wonderful locations for hanging baskets and bonsai. Hanging baskets are frequently planted with geraniums, tuberous begonias and annuals for their color. However, ca-

mellias are evergreen and flower in the fall and winter when these plants are no longer in bloom. The fragrant blush pink shades to a pale pink on the loose peony flowers of 'Sweet Emily Kate' making a beautiful hanging basket with its slow growing pendulous branches. The branches are brittle and easily break, so take care when planting or arranging it to look its best. 'Egao Corkscrew' and 'Shibori-Egao Corkscrew' will take some sun and have natural zig zag branches resembling a corkscrew, making them good choices for hanging baskets and bonsai. The pink flowers with crinkled petals are about half and half semidouble and loose peony in form. 'Egao Corkscrew' is a little more vigorous, but the variegated 'Shibori-Egao Corkscrew' with the white blotches on the pink flowers is showier. In general, vigorous camellias with pendulous growth habits make the best choices for a hanging basket. The classic camellia bonsai is a Higo. For example, 'Ohkan', with its white flower and rose red petal edges, makes a statement when in bloom. The versatile 'Kanjiro' also makes a good bonsai, among others. (Figure 17: 'Shibori-Egao Corkscrew'.)

CONCLUSION

Small trees like dogwood, red maple, red bud and camellias are excellent choices for small gardens whether in the ground or in pots. Personally I grow and enjoy all of them in my small home garden. The dogwood and red bud blooms usher in the spring. The new foliage is a treat, especially the maroon leaves of the red maple. The summer foliage provides shade and beauty until fall when the leaves drop and camellia buds swell, offering the promise of winter flowers. Camellias are the queen of the winter garden with their magnificent flowers and glossy evergreen foliage. No garden or patio is complete without them.



Figure 15: 'Island Sunset'.



Figure 16: 'Minato-No-Akebono'.



Figure 17: 'Shibori-Egao Corkscrew' as a bonsai.



Two examples of 'Scented Sun' as originated by Ken Hallstone in 1985.

Remembering Our Past: Dr. Robert Cutter & Ken Hallstone

Article & Photos by Dr. Bradford King

Dr. Robert Cutter was an early pioneer in breeding camellias for fragrance. Initially he sought to breed fragrance by using *japonica* flowers with slight fragrance such as 'Herme', its sport 'Spring Sonnet', and 'Kramer's Supreme'. When *C. lutchuensis* with its strong lovely sweet fragrance became available in America, he used it in his hybridizing program. In 1972 Dr. Cutter bred one of the most successful breakthroughs for that time by using 'Mrs. Bertha A. Harms' with hybrid 'Parks 69', a cross of 'Reg Ragland' with *C. lutchuensis* to produce a second generation hybrid he named 'Alice K. Cutter'. He also introduced a large red semidouble fragrant camellia he named 'Virginia W. Cutter'.

When Dr. Cutter died, Ken Hallstone was persuaded to take over 100 seedlings bred by Cutter.

Ken devoted most of his breeding efforts to increasing fragrance in camellias with the goal of producing a show quality flower with a pleasing scent. He had an extensive camellia collection which included almost all of the camellia cultivars and species in which fragrance had been reported.

Ken Hallstone was born March 4, 1912 in Turlock, California, the third of four sons. He graduated from the University of California at Berkeley and received his master's degree at San Francisco State University in 1940. Ken was a teacher in Oakland in 1937 when he met Katherine "Kay" Parkhill, also a secondary education teacher, and they were married the following year. Ken taught and coached for 37 years in high schools and at Oakland Com-

munity College, which later became Merritt Community College. He retired in 1972 after serving as department chairman and coach of track and field, as well as tennis. He was active as a track official in numerous meets in Northern California. He and Kay attended Olympic Games in Mexico City, Munich, Montreal and Los Angeles.

Ken first became interested in camellias when he worked weekends and summer vacations from teaching in Wright Brothers Nursery. Ken and Kay resided for 43 years in their home in Lafayette where he developed a creek side garden on a third of an acre that reflected his love for camellias. He was active in the Northern California Camellia Society, serving as Treasurer for 14 years, President, two years, and 20 years on the Board of Directors. He became a Fellow of the American Camellia Society in 1986. He published many articles on hybridizing in *Camellia Journals* including a chapter in *The Camellia*, edited by David L. Feathers, and was a frequent speaker at Garden Clubs and Camellia Societies. His chapter on fragrant Camellias in Sterling Macoboy's book, *The Color Dictionary of Camellias*, is a classic.

The most well known of his fragrant introductions is 'Scented Sun'. It is a large to very large semidouble fragrant white flower with occasional rose or blush pink stripes. It takes four to five days to open and forms three to four rabbit ears. It has a good apple blossom fragrance. Plant growth is upright and rapid with dark green reticulated leaves.

Today Northern California hybridizers John Wang and Dan Charvet continue on the scent of fragrant camellias begun by Cutter and Hallstone.



Spotlight: *C. reticulata* hybrid 'Linda Carol'

'Linda Carol' has a very large semidouble beautiful light pink flower that grows on a vigorous open upright plant. It is an early to mid-season bloomer whose parents were *reticulata* 'Cornelian' and *japonica* 'Mrs. D.W. Davis'.

It was introduced by Frank Pursel of Oakland California whose main focus as a hybridizer was breeding new *reticulata* hybrids. He introduced 112 *reticulata* hybrids between 1975 and 1995.

He first introduced 'Jean Pursel' in 1975, a very large light purplish pink peony flower which has been used by a number of hybridizers in their breeding programs. The most popu-

lar and widely distributed of his introductions is 'Hulyn Smith'. The large soft pink semidouble flower is admired for its very lovely color. It was named for a past President of the American Camellia society and noted hybridizer from Valdosta, Georgia.

In 1995 Pursel concluded his new camellia registrations with 'Linda Carol'. It is widely distributed and is seen at camellia shows frequently winning points. It is one of his most successful and beautiful introductions which places it in this issue's Camellia Spotlight.

-Bradford King

Photograph & Story by Bradford King

Camellias Named for Flowers

Article & Photos by Bradford King

Camellia cultivars are given names in order to identify and distinguish among them. In the Western world they are most frequently named for people, especially family and friends. Sometimes a picturesque name anoints a flower based on its characteristics. A classic case is the small, perfectly formed pink formal double flower of 'Pink Perfection'. The use of precious gems and jewels lends its value to a flower, for example, 'Nuccio's Pearl'. Some flowers are named based on their color ('Black Magic'), others their shape ('Fir Cone'), and a dozen have names linked to other flowers. Camellia flowers that resemble other flowers may, therefore, get the flowers' name. Let's look at some of them. (Figure 1: 'Pink Perfection', Figure 2: 'Nuccio's Pearl', Figure 3: 'Black Magic', and Figure 4: 'Fir Cone' cone.)

MAGNOLIAS

The magnolia tree is prized for its glossy leaves, tremendous flowers and height. There are many varieties of the magnolia throughout Asia and the Americas. Although it is one of the oldest plants in existence, it wasn't called the magnolia until the 18th century. Long used for medicinal as well as ornamental purposes, the magnolia is now one of the most popular plants in the world.

Magnolia Plantation and Gardens of Charleston, South Carolina takes its name from this tree.

It is America's oldest public garden. The garden was established in 1679 and first opened to the public in 1870. The original estate gardens were constructed in 1840 by John Grimke Drayton who is said to have introduced the azalea to America. Magnolia Gardens have introduced over 150 japonica cultivars to the United States and is a reservoir of many ancient camellias. The camellia currently known as 'Gigantea' was imported from Europe in the 1940s and was called 'Magnolia King'.

The camellia we know as '**Magnoliaeflora**' came from Japan as 'Hagoromo' through Italy to America. The flower has a medium, semidouble blush pink bloom. The name means an abundance of magnolia-like flowers. When Rudy Moore caught a deep pink sport of 'Magnoliaeflora' he named it '**Rudy's Magnoliaeflora**'. Today many of us can see an occasional deep pink flower on 'Magnoliaeflora' and at times both color forms on 'Rudy's Magnoliaeflora'. (Figure 5: 'Magnoliaeflora' and Figure 6: 'Rudy's Magnoliaeflora'.)

MATILJA POPPIES

The poppy family comprises 44 genera and 770 species of flowering plants. One genus is Matilja poppies or tree poppies which are native to California and northern Mexico. These woody stem perennial dwarf shrubs are noted for their large white flowers with intense yellow central stamens. They are frequently called the "fried egg flower" as they closely resemble a sunny side up fried egg. Consequently when Nuccio's Nurseries bred a large to very large semidouble white flower with crinkled petals and



golden stamens they named it '**Matilja Poppy**'. It blooms mid to late season on a robust bushy compact plant. (Figure 7: 'Matilja Poppy' flower and 'Matilja Poppy' camellia.)

TULIPS

The tulip is a perennial plant that grows from a bulb and has showy flowers.

Today tulips are associated with Holland, but commercial cultivation of the flower began in the Ottoman Empire. Tulips comprise many species that together are indigenous to a vast area encompassing parts of Asia, Europe and North Africa. In Persia, to give a red tulip was to declare your love. The black center of the red tulip was said to represent the lover's heart, burned to a coal by love's passion. To give a yellow tulip was to declare your love hopelessly and utterly. It is believed the first tulips in the United States were grown near Spring Pond at the Fay Estate in Lynn and Salem, Massachusetts. A wealthy land owner named Richard Sullivan Fay settled on 500 acres in the middle 1800s. Fay imported

The Camellia Journal



many different trees and plants from around the world and planted them among the meadows of the Fay Estate. Today tulips are common in gardens throughout America. There are two lovely camellias with tulip in their names. One is Nuccio's Nurseries' **'Red Tulip'** with its dark red medium single flower that looks like a red tulip. The plant grows open and upright and spreads, making a nice landscape plant or candidate for espalier. If you prefer pink, David Feathers *C. saluenensis* hybrid **'Tulip Time'** with its profuse single light pink tulip-like flowers makes a good landscape plant. It grows vigorously, producing flowers in midseason.

One of the most attractive large deciduous trees seen in America is *Liriodendron*. It, too, is popularly known as the tulip tree because both its foliage and flower closely resemble a tulip. Nurseries are now selling a tulip tree with a variegated leaf which is very showy. In the fall the leaves of both forms are a beautiful yellow. (Figure 8: Tulip tree, 'Tulip Time' and 'Red Tulip'.)

APPLES

The apple is one of the most widely cultivated fruit trees. The small deciduous tree originated in Western Asia, where its wild ancestor can still be found. Apples have been grown for thousands of years in Asia and Europe, and were brought to North America by European colonists. There are around 7,500 known cultivars of apples with many different flavors and textures. Different cultivars are bred for various tastes and uses, including cooking, eating and making cider. Domestic apples are generally propagated by grafting, although wild apples grow readily from seed.

There are camellia fruit or pods that look like small apples. (Figure 9: *Japonica* 'Wildfire' pod.)

There are two *C. sasanqua* cultivars that have flowers that resemble apple blossoms. They are **'Apple Blossom'** which has a single white flower with a blush pink on the petal edges and **'Pink Apple Blossom'** which has a medium single blush pink flower with slightly deeper pink on the petal edges. They make good landscape camellias that will thrive in full sun and bloom in the fall. **'Jury's Apple Blossom Sun'** is a hybrid introduced by Mark Jury in 2003. While not often seen in America, the medium semidouble has a lovely pink on the petal tips that shades lighter to a blush tint at the base of the flower. (Figure 10: 'Jury's Apple Blossom Sun'.)

CHRYSANTHEMUMS

Chrysanthemums or mums are of the genus *Chrysanthemum*

A prize winning orchid at The Huntington Orchid Show

The American Camellia Society

The American Camellia Society is located at Massee Lane Gardens, 100 Massee Lane, Fort Valley, Georgia 31030, the headquarters of the organization. The Executive Director is Celeste M. Richard, crichard@americancamellias.org, 478-967-2358. Established in 1945, ACS is a non-profit organization dedicated to the promotion of the genus *Camellia* L. and the education of the public about camellias. Contributions are welcomed to help further the goals of the Society and can be made to: The American Camellia Society, 100 Massee Lane, Fort Valley, GA 31030. Contributions are tax deductible in the year made.

The Camellia Journal

The Camellia Journal is published quarterly in March, June, September and December by the American Camellia Society.

Editor: Bradford D. King

Publications Editor: Roger Ann Davis

Advertising: Camille Bielby

Production: Roger Ann Davis

Opinions expressed in articles in this magazine do not necessarily reflect the policy of the ACS or of its officers or directors. While the Journal endeavors to assume the reliability of its advertising, neither the Journal nor the ACS assumes responsibility for any transaction between our advertisers and our readers. © 2015 American

Camellia Society articles may not be republished without written permission.

The Camellia Journal (USPS 555-900) (ISSN 008 204X)

Published quarterly by the American Camellia Society in Fort Valley, GA. Four issues per year. March, June, September, and December. Subscription price is included in the annual membership dues. Periodical Postage paid at Fort Valley, GA and additional mailing offices. POSTMASTER: Send address changes to: The Camellia Journal, 100 Massee Lane, Fort Valley, GA 31030.



Figure 1: 'Pink Perfection'.



Figure 2: 'Nuccio's Pearl'.



Figure 3: 'Black Magic'.



Figure 4: 'Fir Cone' cone.

containing 30 species of perennial flowering plants native to Asia and northeastern Europe.

In the Chinese culture, the chrysanthemum signifies a life of ease. Buddhist's temples frequently use this flower as offerings on alters. In the home it is said to bring good luck. Therefore, it is no wonder that one of the Yunnan *reticulata* camellias imported from China to America was named '**Chrysanthemum Petal**' ('Juban' in Chinese). It has a medium pink flower that shades to white and is a rose form double. (Figure 11: 'Chrysanthemum Petal'.)

LAVENDER

Lavender is a genus of 39 species of flowering plants in the mint family. Members of the genus are cultivated extensively in temperate climates as ornamental plants for garden and landscape. They also are used for the extraction of essential oils used to scent potpourri, soap and other products. The color of the plant is the standard for the color lavender and the origin of the color's name. Lavender is a light tone of violet or very light purple at times with a hint of pink. These color tones are rare in camellia flowers. However, the *C. saluenensis* hybrid '**Little Lavender**' has a lovely miniature to small anemone lavender pink flower. The plant grows vigorously in an open upright manner and blooms in midseason.

'**Lavender Swirl**' was introduced by Oz Blumhardt, the well-known camellia breeder from New Zealand. The flower has a large to very large formal double soft lavender pink that gets darker pink in the center. (Figure 12: 'Little Lavender' and Figure 13: 'Lavender Swirl'.)

ORCHID

The orchid family is very widespread and is a diverse group of fragrant colorful flowering plants. There are over 20,000 species which is more than the number of species of birds or mammals, comprising 6 to 11 percent of all seed plants. An orchid show, like the camellia show, is the place to see the tremendous diversity and beauty of the orchid family. (Picture of an orchid at The Huntington Orchid Show on the first page of this article.)

A number of camellias are described as having orchid pink flowers, especially *C. saluenensis* hybrids like 'Angel Wings', 'Betty Ridley', 'Donation', 'Dream Boat', 'Joe Nuccio', and 'Nicky Crisp', just to name a few. One that also carries orchid in its name is '**Orchid Princess**'. The large semidouble flower is a pale orchid



pink. This 1987 Nuccio's Nurseries introduction grows upright in a spreading and very vigorous manner making it a candidate for espalier. (Figure 14: 'Donation', Figure 15: 'Joe Nuccio' and Figure 16: 'Orchid Princess'.)

DAHLIAS

Dahlia is a genus of bushy, tuberous, herbaceous perennial plants native to Mexico, Central America, and Colombia. There are at least 36 species of dahlia, with hybrids commonly grown as garden plants. Flower forms are variable, with one head per stem; these can be as small as 2 inches and as large as a foot. These are frequently referred to as "dinner plate dahlias". The camellia **'Pink Dahlia'** looks like a typical formal double dahlia, hence its name. This *saluenensis* miniature to small flower is orchid pink with slender pointed petals. (Figure 17: 'Pink Dahlia' and Figure 18: Large yellow dahlia.)

June - August 2015

Top: The Magnolia flower.

Left - Figure 5: 'Magnoliaeflora' camellia.

Right - Figure 6: 'Rudy's Magnoliaeflora'.

WATER LILIES

The phrase "water lily" is used to describe aquatic plants which have lily pads. While the lotus is not actually a water lily it is a beautiful aquatic plant used in water gardens. It, too, has pads for foliage that when sprinkled with water remain as interesting drops rather than rivulets of water trickling off the pad. The bright colorful flowers of water lilies and lotuses are both beautiful. When floating naturally in a lake or decorating a garden pond, they are wonderful attractions in the spring and summer. The lovely lavender tinted with pink medium camellia flower with incurved petals is named **'Water Lily'** as it resembles these aquatic blooms. This *saluenensis* hybrid blooms like other camellias in early to midwinter. (Figure 19: A lotus garden, a lotus blossom, and 'Water Lily'.)



Figure 7: 'Matilija Poppy' flower, left, and 'Matilija Poppy' camellia, right.



Figure 8: Tulip tree with tulip shaped leaves and flower, left, 'Tulip Time' camellia, center, and 'Red Tulip' espalier.



Top - Figure 9: *Japonica* 'Wildfire' pod.
Right - Figure 10: 'Jury's Apple Blossom Sun'.

Photo by Tony Barnes



Figure 11: 'Chrysanthemum Petal'.



Figure 12: 'Little Lavender'.



Figure 13: 'Lavender Swirl'.



Figure 14: 'Donation'.



Figure 15: 'Joe Nuccio'.



Figure 16: 'Orchid Princess'.



Figure 17: 'Pink Dahlia' camellia.



Figure 18: A yellow dahlia flower.

PEONY

The herbaceous perennial peony plant is native to Central Asia, China, the Mediterranean region and the United Kingdom. They are extensively cultivated in Europe and America. The peony is a traditional floral symbol in China. It is a long lived perennial that reliably blooms every spring. The peony is named after Paeon, a student of Asclepius, the Greek god of medicine and healing. When Asclepius became jealous of his pupil, Zeus saved Paeon from his vengeance by turning him into a peony flower. Gustav G. Gerbing introduced 'White Peony,' a medium full peony white flower in 1938 because it closely resembles the herbaceous peony flower. Gerbing developed a camellia nursery on Amelia Island, Florida after being inspired as a young man when he visited Magnolia Garden and Plantation. He began to collect camellias in 1932. He reported that he amassed 250 camellias and azaleas on 15 acres of land along the banks of the Amelia River. He played a major role in the 1930s and 1940s in growing and introducing new

cultivars to the public. He published *Camellias* in 1943 and the revised 1950 edition illustrates over a hundred of "The Choicest Kinds" all grown for sale at the nursery. He and his successor, Ralph May, introduced G.G. Gerbing, a large white Azalea indica, and the 'Jean May' camellia, both widely grown today.

MORNING GLORY

There are over a thousand plants in the morning glory family; most of their blooms appear in the early morning and usually fade during the late afternoon. In frost free areas they are tender perennials but are grown as annuals in colder areas. Many will self-seed on their own. My favorite is 'Heavenly Blue' which we treated as an annual in New England. In Southern California they self-seed, which is a mixed blessing as they sprout vast numbers of seedlings wherever they land. These seedlings will need to be culled especially because the heavenly blue color reverts to a smaller purple flower that if allowed to grow becomes a perennial vine. Most

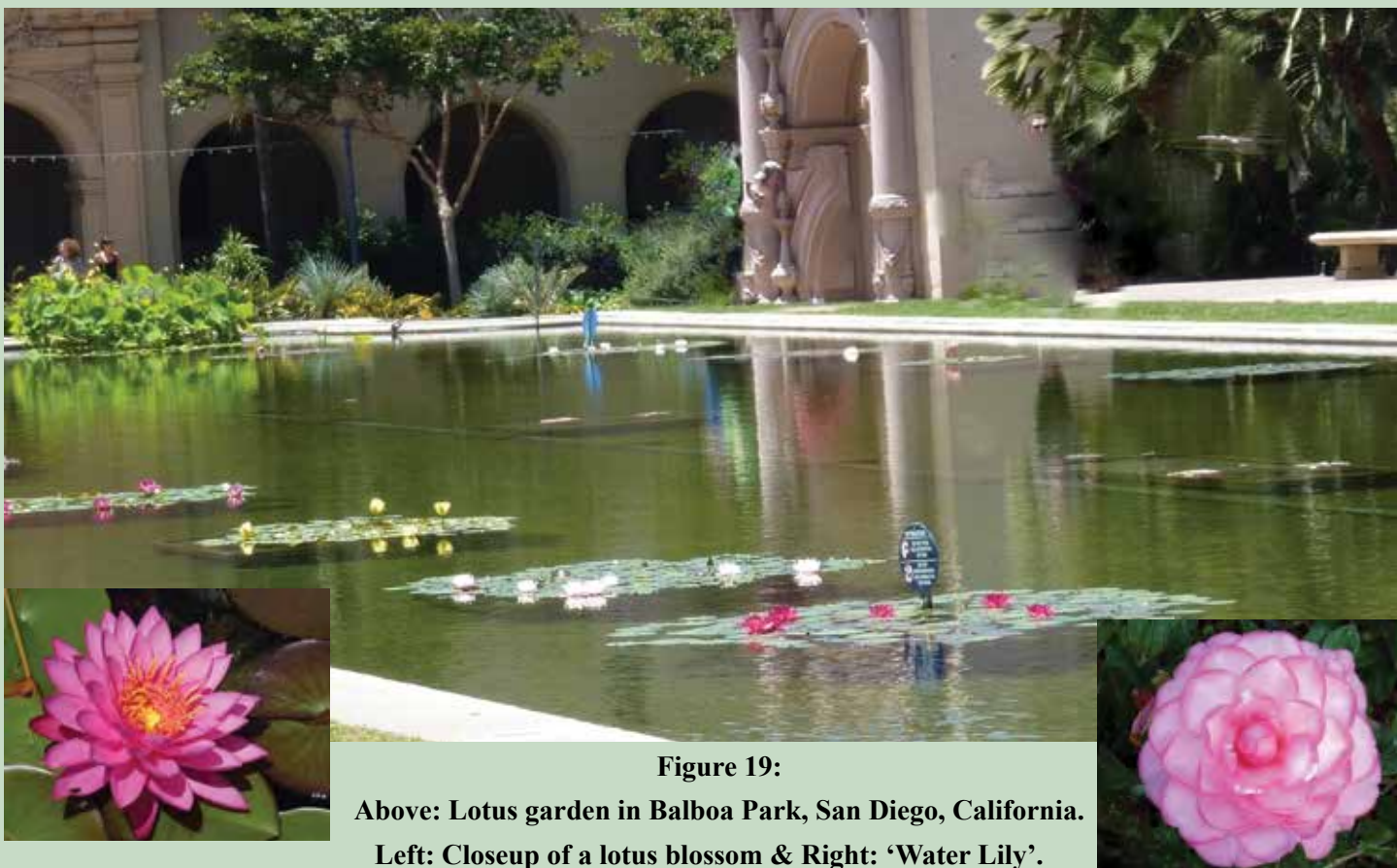


Figure 19:

Above: Lotus garden in Balboa Park, San Diego, California.

Left: Closeup of a lotus blossom & Right: 'Water Lily'.

morning glories are fast growing, tolerant of poor dry soil, with beautiful flowers and a twining growth habit great for trellises and fences.

The Higo camellia 'Asagao' has a lovely medium single pale pink flower with a mass of flared pale yellow stamens. In English the name means "morning glory". The Japanese frequently choose flower names that capture a feeling or scene. In this case the flower does resemble the glory of an early morning with the golden sun surrounded by a pale pink sky. (Figure 20: 'Asagao' and a morning glory flower.)

FLOWER POWER

All living creatures need to reproduce in order for the species to survive. Flowering plants (angiosperms) are vascular plants

characterized by stems, roots and leaves. The flowers have male and female reproductive parts that after pollination and fertilization produce seeds. That means the seeds are found in the flower, unlike gymnosperms such as conifers and cycads. The colorful showy flowers that some plants have are products of evolution. Insects and birds disperse the pollen for reproduction. Plants begin to flower when specific climate changes such as heat, sunlight, cold, or even drought occurs. Camellias begin to bloom as daylight decreases and temperatures drop. Unlike most flowering plants camellias produce flowers when dormant. This is a key reason we love them. They bloom during the winter months making the garden come alive with their colorful flowers. Flowers are beautiful and very powerful in their ability to reproduce.



Figure 20: 'Asagao' camellia, left, and a morning glory blossom, right.



Figure 6: (Above) Dappled sunlight in Sacramento Capital Park.

Photo by Gary Schanz



Figure 1: (Left) ‘Yuletide’ in full sun.

DAPPLED Sunlight!

**Article & Photos
By Bradford King**

We know that different plants require varying amounts of sunlight and shade to be at their best. However, shade can range from dense to partial or dappled with different meanings when used by different gardeners. We can bring clarity by defining the various light conditions.

Full sun is direct sunlight all day which is appreciated by many plants. Light shade (filtered sunlight) is two to three hours without sunlight during the summer after 10 a.m. The sun camellias (*C. sasanqua*, *C. hiemalis* and *C. vernalis*) will grow and bloom in full sun or filtered sunlight. In fact when they don't bloom and look healthy the most frequent cause is insufficient sunlight. In my experience many sun camellias greatly appreciate some shade during the summer after 3 p.m. in dry conditions, especially when planted in a south or southwestern location. (Figure 1: 'Yuletide' in full sun & Figure 2: 'Hiryu', also known as 'Red Bird', in filtered sunlight under a canopy of large trees.)

Dappled sunlight (partial shade, half shade, medium shade and semishade) is defined as four to five hours without direct sunlight or a pattern of equal sun and shade all day such as produced by 50 percent shade cloth, a tree or pergola that permits sunlight all day but in a changing pattern. Most camellias (*C. japonica*, *C. reticulata* and hybrids) thrive in these conditions. Many seedlings and young plants do best when protected and grouped together in a northern or eastern exposure in dappled sunlight provided by a pergola. (Figure 3: Seedlings and young plants protected under a Pergola; Figure 4: 'Ramona' under 50 percent shade cloth; Figure 5: Dappled sunlight in Descanso Gardens; & Figure 6: Dappled sunlight in Sacramento Capital Park.)



Figure 2: 'Hiryu', also known as 'Red Bird', in filtered sunlight under a canopy of large trees.

In addition camellias produce fruit successfully in dappled sunlight. However, when camellias receive too much sunlight, this can be seen by the brown sunburn on the foliage and dried out flower buds. (Figure 7: Sunburned leaves.)

Full shade means no direct sunlight all day. These plants receive only reflected, indirect light. Some of the yellow camellia species as well as a few of the yellow hybrids do best with little or no direct sunlight. (Figure 8: 'Senritsu-ko'.)

The only condition that some rhododendron cultivars will grow in southern California's hot dry summers and mild winters is with little or no direct sunlight sheltered by large trees providing a cooler microclimate. (Figure 9: Rhododendron 'President Roosevelt'.)

Dense shade (deep shade or heavy shade) plants receive no direct sunlight all day with very little reflected, indirect light. It may be that some of the yellow camellia species being discovered in Vietnam will grow in deep shade but otherwise camellias do not bloom in heavy shade.

However, there are some wonderful perennials that can enliven an area of the garden that is too shady for



Figure 3: Seedlings and young plants protected under a pergola.



Figure 4: (Left) ‘Ramona’ under 50 percent shade cloth and (Right) an example of 50 percent shade cloth.

Figure 5: Dappled sunlight in Descanso Gardens.



camellias. Some favorites are columbine, astilbe, bleeding heart, coral bells and hosta. There are also annuals that do well in shade; for example, fuchsia, begonia, caladium and coleus. In Southern California and other frost free areas fuchsia can be grown as a perennial. Many of these shade plants have wonderful new cultivars with colorful flowers and foliage that add interest to the shade garden.

Full sun is generally not conducive to growing shade loving evergreen camellias. There are three basic means to increase dappled sunlight in order to grow more camellias and other shade loving plants. The most natural way is to plant trees that will shade other plants.

However, it may be years before they are large enough to do the job. The second way is to use shade cloth or lath. Nuccio's Nurseries grows almost all their camellias in this manner. More or less shade can be provided as needed. The third is building pergolas which have the advantage of being more attractive; in addition they provide the opportunity to hang baskets of shade loving plants. Two favorites are epiphyllum and fuchsia. Epiphyllum is an ungainly looking cactus with beautiful spring flowers that are inexpensive and easily propagated from cuttings. The range of colorful flowers of the tender perennial fuchsia will provide a continuous mass of blooms. (Figure 10: Pergola and cactus.)



Figure 7: Sunburned leaves.



Figure 9: Rhodendron 'President Roosevelt'.



Figure 8: 'Senritsu-ko'.



Figure 10: (Below) Pergola shading cactuses.



Figure 10: ‘Charlotte Bradford’.

Retired but not forgotten

Article & Photos by Bradford King

Many camellia people are retired and active contributing members of society. Some remain where they have lived for years, others down size or move to retirement homes, while others move to be near adult children. This got me thinking. What happens when camellias are retired? Yes, a number of camellias have been retired from the *Camellia Nomenclature*. Where do they live? Do you remember any of these?

Camellia Retirees

As I stroll along the pathways in the Huntington Botanical Gardens in San Marino, California my eye catches a medium semidouble pink flower with lovely red stripes. The label identifies it as *C. japonica* ‘Choyo-no-nishiki’. The *Camellia Nomenclature Supplement* was published in 1996 to list camellias no longer widely distributed commercially. Most are from before 1950. It has recorded that this cultivar is from Japan and the name means “Brocade of the Rising Sun”. It tells us the plant is an early bloomer on a slow growing compact plant. (Figure 1: ‘Choyo-no-nishiki’.)

There are retired Higo camellias, too. ‘Sakura-tsukasa’ (Lord of Cherry) has a pretty, single cherry pink flower with a meager center of stamens for a Higo numbering in the low hundreds. The six petals fade to white in the flower’s center.

(Figure 2: ‘Sakura-tsukasa’.)

As I continue to walk I’m impressed with the bright rose pink flower with striking white markings of ‘Marquis De Montcalm Variegated’. ‘Marquis de Montcalm’ came to the United States in the late 1800s to Magnolia Gardens and Plantation in Charleston, South Carolina where it still can be seen.

Louis-Joseph de Montcalm-Grozon was the son of a French nobleman and at age 14 began a career as a soldier. Montcalm was promoted to major-general and given command of French forces in North America during the French and Indian War. Montcalm’s brightest moment came at Fort Ticonderoga on Lake Champagne in July 1758. The French managed to hold their position despite the assault by vastly superior English forces under General James Abercromby. Fort Ticonderoga also has a place in the Revolutionary War when American patriots hauled canons and ammunition from the fort in the dead of winter to Boston for the Battle of Bunker Hill. My family has traveled the same hills, streams and rivers dozens of times in the comfort of a car with children complaining about the four hour trip. I marvel at how our forefathers hauled canons through snow, mud, and cold, using only horses, oxen and manpower the 200 miles. (Figure 3: ‘Marquis de Montcalm Variegated’.)

Many of us are familiar with ‘Gigantea’, another Magnolia



Figure 6: 'Jacks'.

Gardens introduction that came from Europe in the 1840s. The large to very large red flower with marvelous white marbling is old enough to retire but reliably blooms every year in its first American home in South Carolina, other parts of the South and California. (Figure 4: 'Gigantea'.) The Magnolia Gardens and Plantation camellia collection has 1,000 cultivars and 20,000 plants in the ground. The Plantation had the most extensive camellia collection in America before the Civil War.

There are eight camellia *japonicas* with the first name of Star listed in the *Camellia Nomenclature*, none of which I have seen. The one I see occasionally in camellia shows and in The Huntington is 'Stardust', a nice pink medium peony flower that must have been forcibly retired to the supplement. It was introduced by Azalea Glen in 1934. (Figure 5: 'Stardust'.)

When the ACS convention was held in Virginia in March 2012, we visited a number of camellia gardens. The creative and beautiful Pinkham's private home garden located on the James River was where we saw 'Jacks'. Many of us had never seen this medium rose pink formal double camellia before. It is fully retired to the *Camellia Nomenclature Supplement*. I have not seen it since which makes me treasure this photo. (Figure 6: 'Jacks'.)

It is akin to looking at an old family picture album and sharing stories about relatives that are no longer with us. There is little published on 'Jacks'. The only reference is in *The Camellia Journal* Vol. 18 No. 5 page 28 where it appears in a list of scions available from Mark S. Cannon of Dothan,

Alabama. This reminds me how many questions I wished I had asked my parents and grandparents about the family when they were alive. Perhaps you have similar unanswered questions? I must admit that for many years I didn't ask because I wasn't interested, or when they went on and on, my mind went elsewhere. Yes, as George Bernard Shaw said, "Youth is wasted on the young".

The Pinkham garden had a number of plants that had unusual, but attractive growth habits.

The camellia 'Kujaku-tsubaki' in their garden had a small single red flower with occasional white markings that was shaped like a trumpet with long slender petals borne on cascading branches. It has a very pleasing flower and an interesting plant. (Figure 7: 'Kujaku-tsubaki'.) This camellia was brought to America in 1977 by Nuccio's Nurseries. It is known as the "Peacock Camellia". The Nuccio's Nurseries no longer list it in their catalogue so it, too, is retired.

Numerous camellias have been named for famous American generals whose names we all recognize. However, today we rarely see 'General Douglas MacArthur', 'General Dwight Eisenhower', 'General Lafayette', 'General Robert E. Lee', 'General Toussaint Beauregard', and 'General Washington'. All are retired to the *Camellia Nomenclature Supplement*. The Huntington has plants of Generals MacArthur and Eisenhower and both have photos in the article on famous people in this issue.

As I enjoy the North Vista camellia collection in the Huntington, an impressive large dark red bloom provides a good photo opportunity. 'General Leclerc' was introduced



Figure 1: 'Choyo-no-nishiki'.



Figure 2: 'Sakura-tsukasa'.



Figure 3: 'Marquis de Montcalm Variegated'.



Figure 4: 'Gigantea'.

in France by Guichard in 1950 to honor Jacques-Phillippe Leclerc (1902 -1945), the French general who gained fame during World War II. In 1939, as a captain of infantry, he was wounded and captured by the Germans. He managed to escape to England. He joined the Free French Forces under General Charles de Gaulle. After being promoted to brigadier general, he led troops on a 1,000-mile march from Chad to Tripoli, Libya, to join the forces of the British Eighth Army, capturing Italian garrisons along the way. He was promoted to major general in 1943. He took part in the Normandy Invasion of 1944 as commander of the Free French 2nd Armored Division and took part in the drive to Alençon and Argentan by U.S. General George S. Patton's Third Army. On August 20 the 2nd Armored Division was ordered by Supreme Allied Commander Dwight D. Eisenhower to liberate the French capital, and on August 25 the commander of the German garrison in Paris, Dietrich von Choltitz, surrendered to Leclerc. The next day Leclerc and de Gaulle formally entered Paris in triumph. (Figure 8: 'General Leclerc'.)

'Gondô-shibori' has a lovely semidouble to peony flower that is retired. The bloom is a large pale pink with fire red stripes and marks. It was developed in Japan and was most likely brought to America by Star Nursery in the 1930s. Star

Nursery imported at least 30 *Camellia japonica* cultivars from Japan to the U.S. that are retired to the red book. This nursery was begun by Mr. F.M. Uyematsu who came from his native Japan as a 23- year-old in 1904. He and a friend began importing plants in 1908 from Japan to Figueroa Nursery in Los Angeles. Mr. Uyematsu was very enterprising. He began selling camellias and other plants about Los Angeles with a horse and buggy. In 1912 he moved to a 5-acre lot in Montebello, California and established a wholesale business and continued his entrepreneurial ways to the point of operating four nurseries and a wholesale flower market. Manchester Boddy purchased many of the Star Nursery camellias for Descanso Gardens when Mr. Uyematsu was ordered to an internment camp during World War II. Unfortunately, some of the labels have been lost and other plants died, yet others remain for posterity in Descanso Gardens, La Canada, California. (Figure 9: 'Gondô-shibori'.)

When reviewing entries in the *Camellia Nomenclature Supplement I* keep seeing McIlhenny as registering camellias in the 1930s and 1940s. Who was this man who introduced over 50 *C. japonicas*? Edmund McIlhenny invented Tabasco sauce. His second son, Edward Avery McIlhenny, created a 170-acre botanical garden and bird sanctuary called Jungle



Figure 5: 'Stardust'.



Figure 7: 'Kujaku-tsubaki'.



Figure 8: 'General Leclerc'.



Figure 9: 'Gondô-shibori'.

Gardens on Avery Island, Louisiana. He planted azaleas, camellias and other botanical treasures. The genetic material of some of these cultivars may have been inherited over the years in new camellias. Who knows where the genes of our early ancestors have spread?

For example, Bradford is my first name, which is my maternal grandmother's maiden name and which traces back to Governor William Bradford (March 19, 1590-1657). He was an English leader of settlers of Plymouth Colony in Massachusetts, serving as governor for over 30 years and is credited as the first civil authority to designate Thanksgiving. There is a variegated camellia 'Governor William Bradford' introduced in 1950 by Bradford. I assume we are somehow related. My Bradford grandparents lived in Friendship, Maine. Aunt Bertha Bradford had one son who moved to Texas where the trail fades. So who is the Bradford who introduced 'Bing Crosby' in 1948, 'Gardenia (Bradford)' in 1935, 'J.S. Bradford' in 1940, 'Margaret Bardsley' in 1939, 'Stephen Foster' in 1948, and 'Governor William Bradford'? It seems they were originated by Bradford's Wayside Nursery, Ocean Springs, Mississippi by Mr. J.S. Bradford. However, there are later camellias introduced by another Bradford who had a backyard nursery in San Diego County, California that

is no longer there. The one Bradford introduction I see is 'Charlotte Bradford' introduced in 1950. This *japonica* is a sport of 'Mrs. Baldwin Wood', also introduced by Bradford in 1948. (Figure 10: 'Charlotte Bradford'.)

It is interesting to note there is a 'Mrs. Baldwin Wood Supreme' registered in 1957 by Bartlett's Nursery, Fort Valley, Georgia. Did this Fort Valley Nursery supply plants to Massee Lane Gardens before it became the home of the American Camellia Society?

CONCLUSION

The first camellias came to America from Europe and Asia thanks to wealthy families and enterprising nurserymen. Most of the family run nurseries from the '20s, '30s and '40s have been sold as the cost of land increased and was used for houses, shopping malls or other industrial uses. Wealthy families interested in horticulture and preserving plants established botanical gardens that now serve as reservoirs of early camellia cultivars. We applaud Descanso Gardens and The Huntington Botanical Gardens in Southern California; Jungle Garden in Louisiana and Magnolia Gardens and Plantation in South Carolina for their commitment to preserving both old and new camellias for future generations.

Remembering Our Past: Kramer Brothers Nurseries



Figure 1: 'Marie Mackall'.



Figure 2:
'In the Pink'.

Figure 3: 'Splash of
Pink'.



Figure 4:
'Kramer's
Delight'.



Figure 5:
'Kramer's
Supreme'.



Kramer Brothers Nurseries a Family Affair 1929-1986

Article & Photos By Bradford King

Kramer Brothers Nurseries, Rancho Cucamonga, California was founded on Long Island, New York in 1896 by Otto and August Kramer who for 20 years grew potted plants and cut flowers. They moved to California in 1929. They were known for their azaleas, camellias and gardenias. Ben Mackall married August Kramer's daughter Marie in 1937. After August died, Ben and Marie managed the nursery until 1986. They built its reputation on azaleas and camellias. When the nursery closed the land was sold to the San Antonio Community Hospital.

While this wonderful camellia nursery is no longer with us, many of the camellias they propagated and introduced are still grown and enjoyed today. Kramer's *japonica* introductions include at least 20 cultivars. One is 'Marie Mackall', a large light pink with petals blending to a medium pink towards the edges, which first bloomed in 1959 and is named for August's daughter. (Figure 1: 'Marie Mackall'.)

'In the Pink' has a medium formal double pink flower introduced in 1961. It was awarded the Armita Cawood Award in 2006. (Figure 2: 'In the Pink'.) 'Splash of Pink' has a medium peony white flower with splashes of pink on the medium semidouble flower. (Figure 3: 'Splash of Pink'.)

Nurseries that develop an outstanding cultivar frequently use the nursery as part of the name. Kramer Brothers used theirs for four of their introductions. 'Kramer's Delight' has a rose pink large full

peony flower pink flower introduced in 1980. This cultivar is no longer seen regularly. (Figure 4: 'Kramer's Delight'.)

However, 'Kramer's Supreme' is very widely grown as a landscape plant for its large to very large full peony red flower and is propagated for sale by many nurseries. It was awarded the Illges Seedling Japonica Award in 1986. It is one of a few *C. japonica* camellias with a mild scent. At a recent camellia show it was placed in the fragrant class. Before judging I asked several men and women age 60 to 75 if they got a scent. None of us could detect any fragrance. When I asked a high school age woman, she confirmed it had a sweet light scent. (Figure 5: 'Kramer's Supreme'.)

The *non-reticulata* hybrids they introduced are very popular. Those that have survived the test of time are some of the show winners we exhibit today. Kramer Brothers Nursery had a knack for selecting camellia names that fit their introductions. A good example is 'Angel Wings' with its long upright petals. 'Angel Wings' was an early hybrid introduced in 1970. The medium semidouble flower is white washed and shaded orchid pink. Its variegated form was registered in 1979. 'Angel Wings' continues to win points at camellia shows. (Figure 6: 'Angel Wings'.)

Two outstanding hybrids are 'Coral Delight' and 'Coral Delight Variegated'. The flowers are medium semidouble with a coral pink tone. The variegated form is outstanding with the white marking against the lovely coral pink petals. This slow growing plant is semi-dwarf which makes it a great selection under a window or




Figure 6: 'Angel Wings'.



Figure 9: 'First Blush'.



Figure 7: 'Coral Delight'.



Figure 8: 'Coral Delight Variegated'.



Figure 10: 'Pink Dahlia'.



Figure 11: 'Pink Dahlia Variegated'.



Figure 12: 'Spring Daze' open.



Figure 13: 'Spring Daze' formal double.

in the foreground in the garden. These cultivars are propagated by Nuccio's Nurseries in Altadena, California. (Figure 7: 'Coral Delight' & Figure 8: 'Coral Delight Variegated'.)

'First Blush' has a medium rose form double flower with a blush pink flower with pink on the petal edges. It was awarded the Harris Hybrid Award in 2013. (Figure 9: 'First Blush'.)

When they found the medium lavender pink formal double flower with slender pointed petals that resembled a dahlia, it was natural to name it 'Pink Dahlia'. They also registered a variegated form in 1983. In 1990 'Pink Dahlia' won the Harris Hybrid Award. (Figure 10: 'Pink Dahlia' & Figure 11: 'Pink Dahlia Variegated'.)

When they bred a beautiful medium semidouble with a coral to darker coral on the fluted petal edges it was named 'Kramer's Fluted Coral'. 'Kramer's Fluted Coral Variegated' was introduced six years later in 1989.

Perhaps the most popular and widely distributed of their hybrids is 'Spring Daze'. This flower is a camellia show winner when shown open as a loose peony form white flower with beautiful coral pink petal edges or as a formal double coral pink bloom. Either form has a small to medium flower. In the Los Angeles area of California it is almost always an open flower, but in Bakersfield and Sacramento it can be a formal double. The two forms look like two different flowers due to the different microclimates. In 2012-13 it was the top winner as a show flower in the hybrid class with 119 points, almost twice as many points as the number two bloom. (Figure 12: 'Spring Daze' open & Figure 13: 'Spring Daze' formal double.)

Ben and Maria Mackall admired Richard Nixon who grew up in Southern California. President Nixon has his Presidential Library in Yorba Linda where he was born. The Mackalls named a camellia for his wife, Pat Nixon, and his two daughters. Pat Nixon was present when the camellias named for her and Tricia were planted in Capital Park in Sacramento in 1971.

Thousands of people were in attendance as the event was tied

in with a Girl Scouts of America event for which Pat Nixon was National Chairwoman. This was a proud moment for Ben. In 1974 'Julie Nixon' was added, completing the honoring of the President's wife and daughters. 'Pat Nixon' was a sport of 'Richard Nixon' introduced in 1954 by U.B. Stair from Whittier, California where the President went to college.

The camellia 'Raspberry Flambé' looks like a delicious raspberry dessert served at one's table drenched in a liqueur bursting into flame after a gourmet meal in a four star French restaurant. Its medium rich rose red formal double flower with pointed petals marked in white is spectacular. It is a chance, *non-reticulata* hybrid that first flowered in 1988. The plant grows upright at an average rate and flowers midseason. It was propagated by Roscoe Dean Nursery, Lucedale, Mississippi and was introduced in 2006 after Kramer Brothers was no longer in business. Therefore, it is most likely the last of their many introductions. It was awarded the Harris Hybrid Award in 2010 and won 49 points in camellia shows in 2012-2013. (Figure 14: 'Raspberry Flambé'.)

Several of the Camellia Nurseries that specialize in breeding new camellia cultivars flourish when they are owned and operated by two generations of family members. Kramer Brothers developed a number of outstanding cultivars from 1929 until 1986, no doubt because Ben Mackall and Marie Kramer Mackall built on the expertise of August Kramer and the seedlings that were propagated for over 50 years. If you are a camellia lover, you are bound to have several of these beautiful Kramer Brother Nurseries introductions in your collection.



Figure 14: 'Raspberry Flambé'.



Spotlight: *C. reticulata* hybrid 'Nuccio's Ruby'

Nuccio's Nurseries in Altadena, California has introduced over 200 camellias and more than a hundred azaleas since the founding fathers Joe and Julius began in 1935. Today the nursery is operated by Joe's son Julius (Jude) and Julius's sons Tom and Jim.

The nursery has registered 14 *C. reticulata* hybrids with just one having the honor of Nuccio in its name. 'Nuccio's Ruby' was introduced in 1974. The large to very large and very dark rich red flower is semidouble with irregular ruffled petals. It was awarded the Harris Hybrid Award by the American Camellia Society in 1987. It is one of the five Harris Awards recognizing hybrid seedlings originated by the Nuccio's. Three are *C. reticulata* hybrids 'Francie L.', 'Nuccio's Ruby', and 'Curtain Call'. The remaining two are *nonreticulata* hybrids, 'Buttons'n Bows' and 'Island Sunset'. In 1987 and 1988 the Nuccios registered three *C. sasanqua* X *C. reticulata* hybrids that bloom early due to the

sasanqua in their genes. They are 'California Dawn', a large light pink flower with crinkled petals, 'California Sunrise', a medium to large blush pink with upright petals, and 'California Sunset', a large deep rose pink with wavy petals. While not frequently seen in camellia shows the early blooming quality of these *reticulata* hybrids makes them a valuable asset in the garden.

The *reticulata* hybrids introduced by Nuccio's nurseries that are camellia show winners include 'Curtain Call', a very large deep coral rose, 'Francie L. Variegated', a very large rose pink with white markings, and 'Queen Bee', a very large beautiful soft pink. Worldwide the two most recognized of the Nuccio hybrid *C. reticulata* introductions are 'Francie L' and 'Nuccio's Ruby'.

The magnificent Spotlight and cover photos are by Tony Barnes, Editor of the New Zealand Camellia Bulletin.

Photograph by Tony Barnes & Story by Bradford King



‘William Penn Variegated’. - Photo by Randolph Maphis



‘Nancy Reagan’. - Photo by Miles Beach

Famous people, quotes and camellias

Article & Photos by Bradford King

There are many famous Americans some widely quoted with only a few who have been honored by having a camellia named for them. This story will highlight some of them.

William Penn was a devoted Quaker who established the colony that became the state of Pennsylvania. He also drafted the layout of the city of Philadelphia. He was noted for his moral compass as reflected in this quote: “Right is right, even if everyone is against it, and wrong is wrong, even if everyone is for it”. He valued friendship and gender equality which can be seen in his quote about marriage: “Never marry but for love; but see thou lovest what is lovely. Sexes make no difference; since in souls there is none...”

Eleanor Roosevelt has received the top spot in the Siena College Research Institute Expert Survey of American First Ladies four times over the last 25 years. The surveys ask American professors of history to rank each First Lady. They rated Mrs. Roosevelt best exemplifying the 10 characteristics of a First Lady. Abigail Adams finished second, Jacqueline Kennedy, third (up from fourth), Hillary Clinton, fourth (up from fifth), and Lady Bird Johnson, fifth (up from seventh) in the latest survey. Eleanor Roosevelt served as first lady of America longer than any other. When President Franklin Roosevelt was limited to a wheelchair due to paralysis caused by polio, she stumped the country for his reelection and had her own newspaper column. She fought for New Deal proposals, civil rights, and the rights of women. She believed education and equal opportunities should be

guaranteed for all. She has been widely quoted for her wit and insight as illustrated by this comment, “Women are like tea bags. You don’t know how strong they are until you put them in hot water”.

The story of the origin of tea bags is interesting. The first tea bags were hand-sewn fabric bags; tea bag patents date as early as 1903. First appearing commercially around 1904, tea bags were successfully marketed by the tea and coffee shop merchant Thomas Sullivan from New York, who shipped his tea bags made from silk around the world. The loose tea was intended to be removed from the sample bags by customers but they found it easier to brew the tea with the tea still enclosed in the porous bags. This began the use of tea bags for home use. Modern tea bags are usually made of paper fiber. The heat-sealed paper fiber tea bag was invented by William Hermanson, one of the founders of Technical Papers Corporation of Boston, who sold his patent to the Salada Tea Company in 1930.

All of this reminds us that tea (*Camellia sinensis*) is commercially the most important camellia. The tea plant is grown in 70 countries but only in three places in America. There is a small collective of *Camellia sinensis* growers in Volcano, Hawaii, a boutique grower in the state of Washington and the Charleston Tea Plantation in South Carolina.

Nancy Reagan was the wife of Ronald Reagan, the 40th American president. She was criticized for replacing the White House China even though the tableware was paid for by private donations. As First lady she worked to prevent recreational drug use by founding the “Just Say No” drug awareness campaign. It is interesting that she has two roses

The Camellia Journal

The most important camellia -- the tea plant, *Camellia sinensis*.



and a camellia named for her. The second rose is 'First Lady Nancy' while President Reagan has a rose but no camellia bearing his name.

George S. Patton, "America's Fightingest General" in World War II, was a complicated, opinionated man noted for famous quotes though many were punctuated with profanity or are too politically incorrect for this publication. However, *In War As I Knew It* (1947) he wrote, "Never tell people how to do things. Tell them what to do, and they will surprise you with their ingenuity". I think of him when looking for the camellia named for him as I walk in the Huntington Botanical Gardens in San Marino where he grew up. I wonder why Coolidge Gardens named a pink camellia for him in 1946. To me his personality and colorful language demands a red flower. In fact, both General Douglas MacArthur and General Dwight Eisenhower have red camellias named after them, so why not General Patton?

Douglas MacArthur became the Army's youngest major general in 1925. He received the Medal of Honor for his service in the Philippines Campaign, which made him and his father Arthur MacArthur, Jr., the first father and son to be awarded the medal. In a radio broadcast in 1945 after the

defeat of Japan he said, "We have known the bitterness of defeat and the exultation of triumph and from both we have learned there can be no turning back. We must go forward to preserve in peace what we won in war".

Dwight David Eisenhower was a five star general and supreme commander of the Allied Forces Services in Europe during World War II. "IKE" had responsibility for planning and supervising the invasion of North Africa and the successful invasion of France and Germany. He said, "Plans are nothing; planning is everything". Later he became our 34th President, expressing his concerns about future dangers of massive military spending, especially deficit spending, and he coined the term "military-industrial complex".

Georgia O'Keeffe was an American artist who first came to the attention of the art community in 1916. She made large paintings of enlarged blossoms, presenting them close up as if seen through a magnifying lens. In 1929, when she began working part of the year in Northern New Mexico she began depicting subjects of this area. It became her permanent home in 1949. O'Keeffe has been recognized as the Mother of American Modernism. Early in her career she spent time on Lake George in Bolton Landing, New York at the family

The American Camellia Society

The American Camellia Society is located at Massee Lane Gardens, 100 Massee Lane, Fort Valley, Georgia 31030, the headquarters of the organization. The Executive Director is Celeste M. Richard, crichard@americancamellias.org, 478-967-2358. Established in 1945, ACS is a non-profit organization dedicated to the promotion of the genus *Camellia* L. and the education of the public about camellias. Contributions are welcomed to help further the goals of the Society and can be made to: The American Camellia Society, 100 Massee Lane, Fort Valley, GA 31030. Contributions are tax deductible in the year made.

The Camellia Journal

The Camellia Journal is published quarterly in March, June, September and December by the American Camellia Society.

Editor: Bradford D. King

Publications Editor: Roger Ann Davis

Advertising: Camille Bielby

Production: Roger Ann Davis

Opinions expressed in articles in this magazine do not necessarily reflect the policy of the ACS or of its officers or directors. While the Journal endeavors to assume the reliability of its advertising, neither the Journal nor the ACS assumes responsibility for any transaction between our advertisers and our readers. © 2015 American

Camellia Society articles may not be republished without written permission.

The Camellia Journal (USPS 555-900) (ISSN 008 204X)

Published quarterly by the American Camellia Society in Fort Valley, GA. Four issues per year. March, June, September, and December. Subscription price is included in the annual membership dues. Periodical Postage paid at Fort Valley, GA and additional mailing offices. POSTMASTER: Send address changes to: The Camellia Journal, 100 Massee Lane, Fort Valley, GA 31030.



‘General George Patton’.



‘Douglas MacArthur’.

estate of Alfred Streigets. In May 9, 1930 she wrote this to him, “I picked wonderful spring branches of leaves... a few flowers but the leaves are like rare flowers”. There are foliage camellias that have leaves that are especially interesting and as attractive as flowers.

Bob Hope is best known as a comedian who entertained his audiences with amusing one liners and jokes. He is also known for his radio and film career and most appreciated for entertaining American troops. Bob was born in England and his family moved to America in 1907 settling in Cleveland Ohio. In 1987 when Queen Elizabeth II made him an honorary knight he joked that he still had some British in him, adding, “In fact, my blood type is solid marmalade”. When discussing his birth he quipped, “When I was born, the doctor said to my mother: Congratulations, you have an eight pound ham.” We end with his joke that may resonate with many of us older camellia lovers: “You know you’re getting old when the candles cost more than the cake”.



Camellia ‘Tayio’ bush.



‘General Eisenhower’.



‘Bob Hope’.



Randolph Maphis at his greenhouse.

The 2015 ACS National Convention

Article & Photos by Bradford King

The American Camellia Society National Convention was held January 28-31 in Tallahassee, Florida. It was a wonderful convention with the largest attendance in recent history with over 200 people. It was hosted by the Tallahassee Camellia Society (TCS) who treated us all like royalty. We were welcomed by Alex Hinson, President of TCS, and Don Bergamini, President of ACS. After productive business meetings of the ACS State Directors, Building, Trust and Board, wonderful camellia tours were held.



Annabelle Fetterman, left, and Celeste Richard visit at convention.

Attendees were 'treated
like royalty'



Plant Expert Buddy Lee and Camille Bielby.



Figure 1: 'Dancing Blaze'.

LOCH LAUREL NURSERY

Mark Crawford opened up his nursery located in Valdosta, Georgia for participants to enjoy. Most of the 140 camellia cultivars were in bloom. This nursery specializes in new and hard to find camellias. One that caught my eye was 'Dancing Blaze'. This was the first time many of us had seen this small very dark semidouble flower. It is a 2010 hybrid from Neville Haydon of New Zealand. It gets the dark red from 'Black Magic'. (Figure 1: 'Dancing Blaze'.)

The greenhouses were full of young camellia seedlings. One of the interesting features is that his greenhouses are covered with red shade cloth which is used to grow seedlings at a much faster rate than is otherwise possible. The red netting changes the light spectrum transmitted to the camellias by reducing the spectrum of blue, green and yellow light and increasing the red light spectrum. The rhythm of the plants development under red light is increased so that the leaf surface is larger, stems longer and thicker and there is more foliage. The red net enables earlier blooming without decreasing flower quality. It was fun to actually see such robust seedlings. (Figure 2: Plants under the red shade cloth, Figure 3: Sue Powers, Bob Weidman, Jim Campbell and Patrick Andrews at Loch Laurel, & Figure 4: Photo of Mark Crawford.)



Figure 2: Plants under red shade.



Above: Figure 3 - Sue Powers, Bob Weidman, Jim Campbell and Patrick Andrews at Loch Laurel Nursery.

Right: Figure 4 - Nursery owner Mark Crawford.



DEDICATION OF THE SARA OLIVER CAMELLIA GARDEN

It was an honor and a privilege to attend the dedication of the Sara Oliver Camellia Garden in Memory of Hulyn and Janet Smith. Sara Oliver (1896-1989) began growing camellias in 1930 and continued throughout her life time. She was a mentor to Hulyn Smith who was a mentor to numerous camellia growers, including Mark Crawford, Randolph Maphis, and John Newsome, to name just a few.



Figure 5: 'Sara Oliver'.

Mandy White spoke eloquently and humorously about her father and mother, Hulyn and Janet Smith. She was joined at the dedication by her sisters, Rene Powell and Lauren Tudor. (Figure 5: 'Sara Oliver', Figure 6: The Smiths' daughters & Figure 7: 'Hulyn Smith'.)



Figure 6: Hulyn Smith's daughters at garden dedication: Rene Powell, left, Mandy White and Lauren Tudor.



Figure 7: 'Hulyn Smith'.



Figure 8: Betty Sheffield Memorial.



Figure 9: Dessert at the luncheon given by the Valdosta Camellia and Garden Club and the Wiregrass Camellia Society.

LUNCH AT SAINT JAMES EPISCOPAL CHURCH, QUITMAN, GEORGIA

Quitman is the "Camellia City of Georgia". We had a great visit to the Betty Sheffield Memorial Garden and Museum which was highlighted in the last journal issue as a Camellia Trail Garden.

A wonderful luncheon held at the Saint James Episcopal Church in Quitman, Georgia was provided by the Valdosta Camellia and Garden Club and the Wiregrass Camellia Society. (Figure 8: Betty Sheffield Memorial & Figure 9: Photo of dessert at the luncheon.)



Figure 10: Jerry and Carol Selph.

TOUR OF JERRY & CAROL SELPH'S CAMELLIA GARDEN

This relatively new camellia collection began 10 years ago and has grown to 3,000 plants consisting of 1,200 different cultivars on 8 acres under the shade of pine trees. Jerry and Carol have become dedicated camellia people since they retired in 2005. (Figure 10: Jerry and Carol Selph.)

One section of camellias is "Christine's Camellias", named to honor Carol's mother Christine Collins. Three of the many beautiful camellias in bloom that are not well known in the United States because they originated in New Zealand are worth highlighting. They are 'Mary Phoebe Taylor', a hybrid which has a light rose pink very large peony flower, 'Brian', a *C. reticulata* with a dark pink medium semidouble flower with a silvery cast, and *C. japonica* 'Raspberry Ripple', which has a very large semidouble white flower with pink stripes. (Figure 11: 'Mary Phoebe Taylor', Figure 12: 'Brian', & Figure 13: 'Raspberry Ripple'.)

The very large *C. reticulata* flowers are eye catching as can be seen in the images of 'Hall's Pride Variegated', a salmon pink flower with white markings, and 'Patricia Haskee', a pink flower with very impressive high upright petals. (Figure 14: 'Patricia Haskee'.)

TOUR OF RANDOLPH & MARILYN MAPHIS' GREENHOUSES

The camellias in the landscape were in bloom and Randolph had many well grown varieties for sale. The lovely flower of 'White Retic' got my attention as it is still one of the few white *C. reticulata* cultivars. (Figure 15: 'White Retic'.)

It was exciting to see camellias growing protected in green houses as greenhouses are not needed in Southern California. Most of the camellias in the two greenhouses were in bloom. It was like a first class buffet with flowers on either side, each begging to be placed on one's plate. The advantage of this flower buffet was that it was impossible to get your fill of all the beautiful blooms as wherever one looked there was another choice flower. The 'Valentine Day Variegated' had the outstanding moiré style markings which caused me to return for three helpings (aka photos). (Figure 16: 'Valentine Day Variegated'.)

I also found myself returning to enjoy 'Annabelle Fetterman' in bloom. It was introduced by Pursel in 1984 to honor Annabelle



**Figure 11:
'Mary Phoebe Taylor'.**




Figure 12: 'Brian'.



**Figure 13:
'Raspberry Ripple'.**



**Figure 14:
'Patricia Haskee'.**

Fetterman, a past ACS President who attended the Convention with her daughter Molly. (Figure 17: 'Annabelle Fetterman'.)

I had never seen 'Mary Elizabeth Dowden' which was introduced in 2006 by Robert Stroud, a past ACS President and current Treasurer of ACS and Charles Blush of Slidell, Louisiana. It has a lovely pink flower with a silver sheen. (Figure 18: 'Mary Elizabeth Dowden'.)



Figure 19: Mary and Howard Rhodes at the convention.

TOUR OF HOWARD & MARY RHODES' GREENHOUSES

The visit to the Rhodes' home, garden and especially the green houses was a photographer's dream. The plants are grown in the ground fully protected by the greenhouse. While there were many popular cultivars with wonderful flowers to photograph, let's look at some of the lesser known beauties. 'Val Bielecki' has a very large salmon pink peony flower. It is a distinctive sport of 'Valentine Day' first recorded in 1992 by Mrs. Val Bielecki of New Zealand. (Figure 19: Mary and Howard Rhodes & Figure 20: 'Val



Figure 15: 'White Retic'.



Figure 16: 'Valentine Day Variegated'.



Figure 20: 'Val Bielecki'.



Figure 21: 'Terry Gilley Variegated'.



Figure 17: 'Annabelle Fetterman'.



Figure 18: 'Mary Elizabeth Dowden'.



Figure 22: 'Todd Gilley'.




Figure 23: 'Betty Jean Daugherty'.

Bielecki',)

Paul Gilley, Grand Ridge, Florida registered two *C. japonica* cultivars in 1974 that are not widely distributed that were in full bloom in the Rhodes' greenhouse. 'Terry Gilley Variegated' is a brilliant red semidouble with wonderful white markings and 'Todd Gilley' has a loose peony dark red bloom. (Figure 21: 'Terry Gilley Variegated' & Figure 22: 'Todd Gilley'.)

It was a pleasure to see many of Hulyn Smith's introductions at the Selph's, Maphis' and Rhodes'. One *C. reticulata* hybrid with a light clear pink semidouble flower we saw was 'Betty Jean Daugherty'. The late Jerry Conrad introduced a 2014 camellia named 'Louise Fitzgerald', a beauty indeed. The creamy pink flower with veining and creamy irregular border is a sport of 'Sweetie Pie'. (Figure 23: 'Betty Jean Daugherty', Figure 24: 'Louise Fitzgerald' & Figure 25: 'Clown'.)

I have been searching for several seasons for an outstanding 'Clown' flower, and I found one with several blooms at Howard and Mary's. The mixture of rose red, clear red, dark red and white in stripes makes a striking flower.

PRESIDENT'S RECEPTION AND DINNER

ACS President Don Bergamini hosted this reception and dinner. An outstanding camellia flower arrangement decorated the reception. The arrangement was created by Peggy Coppins.

The guest dinner speaker was Robert "Buddy" Lee, Southern Living plant expert, who highlighted his talk with wonderful images of azaleas, camellias and perennial flowers. Buddy is best known for being the breeder of the re-blooming Encore Azaleas.

Randolph Maphis served as auctioneer for the very active and lucrative auction of 38 choice camellias. In addition the azaleas donated by Buddy Lee were auctioned.



Figure 24: 'Louise Fitzgerald'.



Figure 25: 'Clown'.

NATIONAL CONVENTION BANQUET

John Wang served as the keynote speaker for the National Convention Banquet. John described his innovative camellia breeding program that has produced many very beautiful new hybrids. He illustrated his talk with a wonderful power point presentation featuring some of his many new camellia introductions. He has had outstanding success with one fourth *reticulata* and three fourths *japonica*. John hybridizes all his new camellias in his living room that insures there is no interference from bees, rain or wind. Seeds are germinated in his home using fish aquariums and grow lights. Seedlings are grafted when young on to large rootstock which produces robust plants. Many of his introductions are fragrant. He sends his new camellias to China to be field tested, evaluated and registered in the ICR. (Figure 27: 'Seng Jie' ('Holy Pure').)



Figure 26: 'Sing Jie'.

Photo by John Wang

The 2015 National Camellia Show Winners



'Paul Haskee Variegated'
Best Bloom in Show Unprotected.



'Larry Piet'
Best Bloom in Show Protected



'Baby Sis Blush'
Best Miniature
Unprotected




'Fircone Variegated'
Best Miniature Protected



'Leila Gibson'
Best White Unprotected



'Melissa Anne'
Best White Protected



'Darby'
Best Seedling
or Sport Bloom

The Tallahassee Camellia Society held the 2015 National Camellia show in cooperation with the American Camellia society. Randolph Maphis served as Show Chairman and Stewart Tomlison co-chair. John Newsome was the Chairman of Judges. There were 1,196 beautiful camellia flowers exhibited with over 120 different cultivars and species. There were 40 exhibitors and 1,600 attendees making for an outstanding camellia show.

CERTIFICATES

Chuck and Bev Ritter earned the Gold Cer-

tificate with 52 blue ribbons in the unprotected classes. The Silver Certificate (unprotected) was won by William and Linda Nichols. The Gold Certificate (protected) was awarded to Howard and Mary Rhodes with 49 blue ribbons and the Silver to Randolph and Marilyn Maphis with 33 blue ribbons.

AMERICAN CAMELLIA SOCIETY SPECIALITY AWARDS

- Arminta C. Cawood Award - Most Outstanding *Camellia japonica* 'Ville de Nantes', John Newsome.

Article & Photos by Bradford King



**Arminta C. Cawood
Award
'Villa de Nantes'**

Photo by Camille Bielby



**Frances Shannon Racoff
Award
'Camille'**



**Australian Camellia
Society Research Award
'Lady Pamela'**

Photo by Camille Bielby




**Evelyn A. Abendroth
Award
'Rachel Tarpy Red'**



**Above: Tray of Three Unprotected
'Ray Gentry'**



Center Bottom Tray: Five Different Varieties Unprotected - 'Eleanor Martin Supreme', 'Ville de Nantes', 'Grand Slam', 'Miss Charleston Variegated', 'Drama Girl'



**Above: Tray of Three Protected
'Frank Houser Variegated'**

Center Top Tray: Five Different Varieties Protected - 'Spring Daze', 'Frank Houser', 'C. nitidissima', 'Fircone Variegated', 'Raspberry Flambé'

- Frances Shannon Racoff Award - Best Formal Double C. Japonica 'Camille', Buck and Tyler Mizzell.
- The Australian Camellia Research Society Award - Best Bloom of Australian Origin 'Lady Pamela', Jerry and Carol Selph.
- Evelyn A. Abendroth Award - Best C. Japonica 'Rachel Tarpy' 'Rachel Tarpy Red', Randolph and Marilyn Maphis.

OUTSTANDING BLOOM CERTIFICATES

- Best Bloom in Show Unprotected - Sara P. Paul Award: 'Paul Haskee Variegated', Chuck and Bev Ritter.
- Best Bloom in Show Protected - L. H. Paul Award: 'Larry Piet', Jerry and Carol Selph.
- Best Miniature Unprotected: 'Baby Sis Blush', Don and Mary Bergamini.
- Best Miniature Protected: 'Fircone Variegated', Howard and Mary Rhodes.
- Best White Bloom Unprotected: 'Leila Gibson', Chuck

and Bev Ritter.

- Best White Bloom Protected: 'Melissa Anne', Buck and Tyler Mizzell.
- Best Seedling or Sport Bloom, Protected or Unprotected: 'Darby', William and Linda Nichols.

TRAYS

- Tray of Three - Same Variety Unprotected: 'Ray Gentry', Chuck and Bev Ritter.
- Tray of Five - Different Varieties Unprotected: 'Eleanor Martin Supreme', 'Ville de Nantes', 'Grand Slam', 'Miss Charleston Variegated', 'Drama Girl Variegated', Stewart Tomlinson.
- Tray of Three - Same Variety Protected: 'Frank Houser Variegated', Howard and Mary Rhodes.
- Tray of Five - Different Varieties Protected: 'Spring Daze', 'Frank Houser', 'C. nitidissima', 'Fircone Variegated', 'Raspberry Flambé', Howard and Mary Rhodes.



Photo by Richard Mohr

Remembering Our Past:

William Ackerman, PhD.

By Bradford King

Dr. William "Bill" Ackerman grew up on a dairy farm in New Jersey. He met his wife Kitty while attending Rutgers University and they were married 64 years. He studied plant genetics at the University of Maryland, receiving his PhD writing his thesis on camellias. Camellias were fascinating to him over his long career as an administrator and researcher. He contributed many articles to the American Camellia Society publications.

FRAGRANT CAMELLIAS

Bill was one of the pioneers in breeding fragrant camellias. For example he developed 'Fragrant Pink' by crossing *C. rusticana* 'Yoshida' with *C. lutchuenensis* in 1968. It has a miniature peony flower. In 1978 he developed 'Ack-scent' (*C. japonica* 'Kramer's



His favorite: 'Ashton's Ballet'.

Photo by Gene Phillips



Figure 1: 'Fragrant Pink'. *Photo by Bradford King*



Figure 2: 'Ack-scent'.
Photo by Bradford King



Figure 3: 'Cinnamon Scentsation'.
Photo by Gene Phillips

Supreme' x 'Fragrant Pink Improved', a *rusticana* x *C. lutchuensis*) which has a medium peony flower with a spicy fragrance. This was followed by 'Ack-sent Spice', a deep rose red medium bloom with a lemon spicy fragrance introduced in 1995. If a spicy cinnamon scent is preferred, Ackerman's 'Cinnamon Cindy' with white shading to pink peony flowers would be a good pick. Some others are 'Fragrant Joy', 'Ashton's Fragrant Jewel', and 'Cinnamon Scentsation'. (Figure 1: 'Fragrant Pink', Figure 2: 'Ack-scent', & Figure 3: 'Cinnamon Scentsation'.)

COLD HARDY CAMELLIAS

Bill Ackerman was also a pioneer hybridizer of cold hardy camellias. This was how he developed a cold hardy camellia breeding program. When he was at the U.S. National Arboretum part of his duties included overseeing the camellia collection. Two severe cold winters in the late 1970s decimated the 950 camellia collection with only 15 surviving. This motivated him to shift gears from his success in breeding fragrant camellias to developing cold hardiness in camellias.

In 1962 he purchased a 7.5 acre farm in Ashton, Maryland which proved to be excellent climatically for testing cold hardiness. He continued his breeding program vigorously after retiring in the early 1980s. He discovered that *C. oleifera* 'Plane Jane' and 'Lu Shan Snow' were cold hardy but of little ornamental value. Therefore he used these cultivars in making thousands of controlled crosses with many other species and varieties.

These seedlings were field tested for cold hardiness and ornamental value. This extensive breeding program led him to introduce 51 cold hardy camellias.

According to Kitty Ackerman, Bill's favorite was 'Ashton's Ballet' (*C. japonica* 'Shikishima' x *C. oleifera* 'Plain Jane') with a two toned pink, rose formal double bloom, hardy to -10 degrees F. It is a beautiful garden camellia. 'Ashton's Ballet' is one of his fall and winter blooming cultivars.

The seven "Ashton" cultivars he introduced all used *C. oleifera* 'Plain Jane' as one of the parents. He also introduced 15 cold hardy *nonreticulata* hybrid cultivars with 'Winter' as the first name. The range of colors, form and sizes is illustrated on the photo board. (Figure 4: 'Winter's Darling', Figure 5: 'Winter's Dream', Figure 6: 'Winter's Fire', Figure 7: 'Winter's Hope', Figure 8: 'Winter's Interlude', Figure 9: 'Winter's Joy', Figure 10: 'Winter's Red Rider' & Figure 11: 'Winter's Rose'.)

He wrote *Growing Camellias in Cold Climates* in

2002 and *Beyond the Camellia Belt* in 2007 which articulates the breeding, propagating and growing cold hardy camellias. In it he reported on the extensive cytological investigation (the cellular study of the structure, function and formation of cells) of his cold hardy breeding stock. He accidentally discovered an abnormally long chromosome among the metaphase figures from root tips on several 'Kuro-tsubaki' x *C. saluenensis* hybrids. This led him to wonder which parent gave the seedlings the long chromosome. When he conducted a cytological examination of 'Kuro-tsubaki' he discovered that it was the donor of the long chromosome. The next step was to see if other hybrids involving 'Kuro-tsubaki' had inherited the long chromosome. He tested seven hybrids and found three of the seven did indeed have the long chromosome. These three cultivars also exhibited the intense black red pigmentation in stems, leaves, and roots just like 'Kuro-tsubaki'. The four that did not inherit the long chromosome also lacked the intense black red pigmentation. Therefore Dr. Ackerman concluded that there is a direct correlation between

the long translocation chromosome and the intense black pigmentation. (Figure 12: 'Kuro-tsubaki'.)

Dr. Ackerman believed this abnormal chromosome is rare and may have occurred just once years ago in 'Kuro-tsubaki' with all hybrids having the dark pigmentation and roots inherited from this black camellia. One of the most cold hardy of his japonica camellias, 'Kuro Delight', is a seedling of 'Kuro-tsubaki', inheriting the wonderful maroon red color with a medium to large bloom.

Three of his very best white cold hardy camellias are 'Polar Ice', 'Snow Flurry' and 'Snowman'. (Figure 13: 'Snow Flurry', & Figure 14: 'Snowman'.) If people prefer pink, a good choice is 'Londontowne'. (Figure 15: 'Londontowne'.)

CONCLUSION

Bill Ackerman was a dedicated family man and good friend who shared his interest and expertise in person and through his writings. He authored more than two hundred research papers, book chapters and articles. He was awarded the ACS Fellow award for his scientific work with camellias in breeding fragrant, yellow and cold hardy camellias. In 2008 he was awarded the Bronze Plaque for outstanding contributions to the advancement and welfare of the American Camellia Society.

In conclusion it is not an exaggeration to say that his cold hardy camellia introductions are the most significant American contribution to the camellia world.



Figure 12: 'Kuro-tsubaki'.

Photo by Bradford King

- Bill Ackerman's Memorable 'Winter' Beauties -



Figure 4: 'Winter's Darling'.
Photo by Gene Phillips



Figure 5: 'Winter's Dream'.
Photo by Gene Phillips



Figure 6: 'Winter's Fire'.
Photo by Gene Phillips



Figure 7: 'Winter's Hope'.
Photo by Gene Phillips



Figure 8: 'Winter's Interlude'.
Photo by Gene Phillips



Figure 9: 'Winter's Joy'.
Photo by Gene Phillips



Figure 10: 'Winter's Red Rider'.
Photo by Gene Phillips



Figure 11: 'Winter's Rose'.
Photo by Gene Phillips




Figure 13: 'Snow Flurry'.
Photo by Gene Phillips



Figure 14: 'Snowman'.
Photo by Gene Phillips




Figure 15: 'Londontowne'.
Photo by Gene Phillips



Figure 6: 'Jack McCaskill'.



Figure 7: 'Kitty'.



Figure 9: 'Otto Hopfer'.

Late Bloomers

Article & Photos by Bradford King

A late bloomer is a person whose talents or capabilities are not visible until later than “normal”. The term is used metaphorically to describe a child or adolescent who develops slower than others in their age group, but eventually catches up and in some cases overtakes their peers. It can also refer to an adult whose talent in a particular field only appears later in life. A good female example is Meryl Streep, arguably the best actress of this generation, who graduated Yale School of Drama at age 27. A male late bloomer is illustrated by Rodney Dangerfield who did clubs when young but quit to be a salesman. He was 42 when he became an actor/comedian.

A new American Camellia Society member requests information on camellias that bloom in March-April. This inspired me to write this article on late blooming camellias.

LATE BLOOMING RED JAPONICAS

‘Spring Fling’ has a very fine medium formal double red flower that is born on a bushy upright plant. In my garden in Southern California it needs to be gibbed to be at its best due to the high temperatures in March and April. However, less than 15 miles away in Descanso Garden, which has a cooler micro climate, it looks great in the spring, thereby extending the camellia blooming season. (Figure 1: ‘Spring Fling’.)

The origins of ‘Blood of China’ make an interesting story. An unknown seedling was purchased by Henry Stoutz in 1905 from the Industrial Gardners’ Boy’s Home and was grown in his garden in Mobile, Alabama. In 1931 Rubel propagated it in his Longview Nursery in Alabama. Some plants were sold in 1934 as ‘Lot No. 17’ as an unknown cultivar. At around the same time Bellingrath Gardens bought the original plant and named it ‘Victor Emmanuel’ as it resembled an old Italian cultivar, ‘Vittorio Emanuele II. Kiyono Nursery propagated it from cuttings from Bellingrath Gardens incorrectly listing it as ‘Victor Emmanuel’ in their 1938-1939 catalogues. This

medium vivid salmon red semidouble to loose peony flower with golden stamens was registered by Longview Nurseries as ‘Blood of China’ which is how we know it. There is a variegated form of this flower which is also desirable. (Figure 2: ‘Blood of China’.)

The rich burgundy small formal double flower of ‘Cabernet’ gets its name from the world’s most widely recognized red wine grape Cabernet Sauvignon. This grape is grown in nearly every major wine producing country. For most of the 20th century, it was the world’s most widely planted premium red wine grape until it was surpassed by Merlot in the 1990s. It is the product of a chance crossing between Cabernet Franc and Sauvignon Blanc during the 17th century in southwestern France. Its popularity is often attributed to its ease of cultivation and to the rich flavorful tannin heavy wines. There is often an earthy, tobacco, chocolate or woody finish which accents the fruity richness of the wine. It is usually served with red meats but is also used in cooking, especially in tomato sauces. (Figure 3: ‘Cabernet’.)

‘Elena Nobili’ (‘Napa Red’) has a flame red medium rose form double bloom originated by Franchetti of Florence, Italy in 1881. It is widely distributed in Europe and America where it continues to be popular. The plant grows slowly in an upright manner. Mature older specimens can reach twenty feet and are spectacular in full bloom. (Figure 4: ‘Elena Nobili’.)

LATE BLOOMING PINK CAMELLIAS

The pale pink medium formal double flower of ‘Eleanor Hagood’ blooms on a vigorous plant with an upright growth habit. It originated as a seedling in Magnolia Gardens and Plantation, Charleston, South Carolina in the early 1900s. They had the most extensive camellia collection in America before the Civil War. Today they are an International Camellia Society Garden of Excellence. The Magnolia



Figure 1: 'Spring Fling'.



Figure 2: 'Blood of China'.

Gardens camellia collection has 1,000 cultivars and 20,000 plants in the ground. (Figure 5: 'Eleanor Hagood'.)

'Jack McCaskill' ('Augusto Leal de Gouveia Pinto') was introduced by Vernon McCaskill who owned and operated McCaskill Gardens in Pasadena, California. McCaskill Gardens introduced 72 *japonica* cultivars and eight *nonreticulata* hybrids between 1930 and 1988. Vernon named 'Jack McCaskill' for his son. It is a sport of 'Te Deum' with a large peony to formal double flower in antique rose pink edged in white. Julius Nuccio reported this cultivar has a larger flower than 'Augusto L' Gouveia Pinto'. Without DNA testing it is impossible to know for sure if they are different cultivars. 'Augusto Leal de Gouveia Pinto' originated in Portugal in 1899 where it is described as having a bright carmine flower flushed lavender and in some micro climates taking on a blue hue. It received the RHS Award of Merit in 1958 and as 'Jack McCaskill' received the William Hertrick Award in 1953. While the name may be in question, it is much easier to spell and remember this cultivar as 'Jack McCaskill'. (Figure 6: 'Jack McCaskill')

'Kitty' has a lovely white miniature to small formal double flower with a pink border. It was introduced in 1955 by Azalea Glen Nursery. This bushy plant makes a good addition for those seeking a range of colorful late blooming camellias. The pink petal edges make this white flower very lovely. (Figure 7: 'Kitty'.)

LATE BLOOMING RETICULATA

Nuccio's Nurseries introduced 'Trophy' in 1988. It is a cross between the *japonica* 'Mrs. D. W. Davis' and *reticulata* hybrid 'Nuccio's Ruby'. The flower is a large irregular rose form double. It is vigorous compact and upright in its growth habit, and the leaves are dark green, large and thick. It is a good candidate to gib as it increases its size and it can be made to bloom earlier. (Figure 8: 'Trophy'.)

'Otto Hopfer' has a large brilliant light red irregular semidouble flower borne on a vigorous upright plant. It is



Figure 3: 'Cabernet'.

the result of a cross between *reticulata* 'Crimson Robe' and *japonica* 'Lotus' originated by D. Hopfer in 1970. (Figure 9: 'Otto Hopfer'.)

One of the very best red *reticulata* cultivars is the late blooming 'Harold L. Paige'. The very large rose form double flower is a bright red. It grows in a spreading vigorous manner, and when large and in full bloom it is a spectacular tree. The flowers are show quality. Due to its late season in Southern California we need to gib this cultivar to enter it in camellia shows. (Figure 10: 'Harold L. Paige'.)

LATE BLOOMING HYBRIDS

It is interesting that three late blooming *nonreticulata* hybrids are all yellow toned flowers resulting from crosses between a seedling of *pitardii* variety *yunnanica* and 'Guilio Nuccio' and *C. nitidissima*. They are all Nuccio Nurseries introductions. 'Lemon Twist' has a medium semidouble creamy white flower with light yellow center. The name comes from the yellow hue and the two or three petals that



Figure 4: ‘Elena Nobili’ tree above and close-up of two blooms at left.



stand upright and twisting in the center. ‘Honeymoon’ has an unusual coral pink bud that opens to a very creamy white flower which has yellow at the base of each petal. It is a medium to large semidouble neat looking bloom that grows on a vigorous upright and open plant. ‘Golden Glow’ has a creamy white flower that deepens to light yellow at the base of the petals. The back of the petal edges is usually toned a light pink. The plant is medium, upright and bushy. (Figure 11: ‘Lemon Twist’, Figure 12: ‘Honeymoon’, & Figure 13: ‘Golden Glow’.)

SPECIES

Camellia hongkongensis develops into a small evergreen tree which can grow 30 feet tall. This species bears single red flowers with interesting rusty brown buds. It makes a handsome plant. Its discovery is interesting in that only three individuals of the species were found in a ravine in the Victoria Peak section of Hong Kong by Colonel Eyre in 1849. It is a protected species in Hong Kong due to its limited numbers. It has been propagated extensively and is available in specialty camellia nurseries. (Figure 14: *Camellia hongkongensis*.)

There is a *Camellia edithae* cultivar ‘Heimundan’ with a medium salmon red flower that also is late blooming. The bloom is a medium formal double and occasionally is a rose form. The foliage is heavily ribbed and an attractive dark green.

CONCLUSION

Late blooming camellias can extend the camellia season for an additional two months well into spring in many microclimates. If March and April are too warm in your area for good blooms, they can be gibbed in order to get attractive flowers in time for camellia shows or to beat the heat.



Figure 5: 'Eleanor Hagood'.



Figure 8: 'Trophy'.



Figure 9: 'Otto Hopfer'.



Figure 10: 'Harold L. Paige'.



Figure 11: 'Lemon Twist'.



Figure 12: 'Honeymoon'.



Figure 13: 'Golden Glow'.



Figure 14: *Camellia hongkongensis*.



Spotlight: *C. reticulata* 'Massee Lane'

'Massee Lane' has a beautiful large pink flower with central golden stamens surrounded by a cluster of upright petals that approaches an anemone form. It grows on a vigorous spreading upright plant. The plant was introduced in 1972 by M.E. Rowell of Fresno, California.

The flower gets its name from Massee Lane Gardens, the home of the American Camellia Society located in Middle Georgia near the small community of Fort Valley. The more than 100-acre botanical garden is home to the camellia collection which has been designated "A Garden of Excellence" by the International Camellia Society.

The formal camellia gardens at Massee Lane began as the private garden of David C. Strother in the 1930s. As his love affair with camellias grew, Strother soon surrounded his farmhouse with the plants. He then began the gardens that are now Massee Lane Gardens. In 1966 Mr. Strother donated these gardens and the rest of his 150-acre farm to the American Camellia Society to serve as its headquarters.

Today more than 1,000 camellia cultivars can be found in the gardens.

Brick walkways lead visitors through a self-guided tour of one of the world's finest camellia collections. Something is always blooming at Massee Lane, no matter what the season. Special events are held each day in February to celebrate the Festival of Camellias. *Do not miss the Japanese Garden, Rose garden, Formal Camellia Garden, Camellia Species Garden, Children's Garden, Environmental Garden, Camellia Seedling Garden, Camellia Sun Trial Garden, and Day Lily Garden.* Two galleries showcase Edward Marshall Boehm porcelain sculptures in botanical, wildlife, religious and military themes. Weddings and special events held in the Porcelain Gallery, Courtyard or Rose Garden, or the 156-seat theatre-style auditorium make unforgettable occasions. Guided tours are available by appointment.

The spotlight shines on the beautiful *reticulata* hybrid seedling of 'Phyl Doak', known as 'Massee Lane', and on the world class camellia collection for which it is named.

Photograph by Randolph Maphis & Story by Bradford King

CHALLENGES & SOLUTIONS

Article & Photos By Bradford King

Camellia growers face a number of challenges. These include camellias that don't bloom, overgrown camellia trees, gaps in the garden, hilly slopes, tight spots, and how to compete successfully in a camellia show. Here are some solutions to consider.

CHALLENGE NUMBER ONE: Why don't my camellias bloom?

This is a very frequent question that has several possible answers.

Most camellias will grow but won't bloom in heavy shade. This is particularly true when sun camellias (*C. sasanqua*, *C. hiemalis* and *C. vernalis*) are planted in shady areas where *C. japonica* thrive and bloom. The solution is to move the camellia to a sunnier spot or to prune trees that have grown larger and now produce too much shade. This problem can be avoided when buying camellias in a pot and placing them where you intend to plant them and waiting one blooming season to ensure they produce buds before putting them in the ground.

If buds form and dry up in summer heat, the most likely solution is to provide more moisture. This can be confirmed if leaves are also sunburned-medium to large brown spots or blotches in the central section of the foliage. (Figure 1: Sunburned foliage.)

It is obvious that a camellia must first have buds to have flowers. Camellia flowers are 85 percent water so adequate moisture is a key solution. Certainly lack of nutrients, especially potassium which promotes flowering and fruiting, can be a cause of lack of blooms. Therefore, providing a camellia fertilizer in the spring once new leaves begin to form will help. Established camellias are hardy and can bloom for years with minimal care. A case in point is two 'Elegans Chandler Variegated' planted in the 1950s when the houses were built in my neighborhood. Both are correctly planted on the north side of two different home gardens that get adequate sunlight and water. I have enjoyed my neighbor's camellias for over 25 years. The plants have remained 3 to 4 feet tall, have medium sized flowers and have never been pruned or fertilized. (Figure 2: 'Elegans Chandler Variegated'.)

In summary, provide adequate moisture and fertil-



Figure 1: Sunburned foliage.



Figure 2: 'Elegans Chandler Variegated'.



Figure 3: 'Nuccio's Bella Rossa Crinkled'.

izer, and if the camellias don't bloom the next year, the most likely problem is lack of adequate sunlight for this cultivar which will then need to be moved or provided more sunlight by pruning trees nearby.

CHALLENGE NUMBER TWO: Should I remove

the camellias around my home that are overgrown and blocking windows?

New home owners are highly motivated to make their home beautiful and may remove overgrown mature camellias. Make the garden and home your own but there is no reason to remove mature camellias. The solution is to prune and shape the camellias.

CHALLENGE NUMBER THREE: A gaping hole appeared in my garden after summer's heat. What do you suggest? It is not uncommon for one area of the garden to be inhospitable to plants. First keep a written record of when and where the plant failed.

Check the quality of the soil and dig down to see if there are large boulders, bricks or pipes that may hamper the root growth. Remove poor soil and rocks and replace with peat moss, sand and bark in equal parts. When the dead plant is dug up does it seem too dry or too wet?

Automatic watering systems are convenient but may not provide uniform coverage. Place a pie plate where the plant failed to see if it is getting adequate water. Remember that new camellias will need deep watering once a week or more the first two years to get fully established. Have other plants or trees grown up, thus blocking the camellia from adequate moisture?

Once you have assessed the problem and determined the cause for the plant failure, it is time to select a replacement. One solution is to choose a new cultivar or a cultivar you have always desired. Leave it in a pot to see how it does. If the garden needs some spice, how about a foliage camellia? This year I chose 'Nuccio's Bella Rossa Crinkled' to solve a dull spot in my garden. The leaves are variegated with yellow and very crinkled as are the medium red formal double flower petals. (Figure 3: 'Nuccio's Bella Rossa Crinkled'.)

CHALLENGE NUMBER FOUR: What can I do with a hillside garden to improve its looks?

When several large Live Oaks blew down during a wind storm in The Huntington Botanical Japanese Garden leaving the hilly slope barren and in full sun, masses of low growing *C. hiemalis* 'Shôwa-no-sakae' were planted. The light pink semidouble to peony flowers




Figure 4: A ground cover of 'Shôwa-no-sakae'.



Figure 5: *C. Hiemalis* 'Shôwa-no-sakae'.

bring a mass of fall color to the hillside. The evergreen foliage looks great all year long. Other low growing sun camellias to consider are 'Dwarf Shishi' and 'Showa Supreme'. If the hillside is partially in shade there are dwarf and semi-dwarf hybrids that can be used. This would include 'Coral Delight' with a semi-double medium deep coral pink flower, 'Coral Delight Variegated' with lovely white markings on the deep coral flower, and 'Snippet' with small semidouble soft pink flowers with white center petals. Are you looking to make a colorful splash? Why not try 'Yume'? The plant is medium, spreading and loose growing



Figure 6: 'Showa Supreme'.



Figure 7: 'Yume' blooms.



Figure 8: 'Slim 'N Trim'. Photo by Yuri Panchul

and blooms profusely. The small single flower with genetic white variegation will put on a show and make the hillside come alive with pink and white blooms mid to late season.(Figure 4: 'Shôwa-no-sakae' used as a ground cover; Figure 5: 'Shôwa-no-sakae' flower; Figure 6: 'Showa Supreme'; Figure 7: Cluster of 'Yume' blooms.)

CHALLENGE NUMBER FOUR: What camellias will thrive and bloom in small places?

Camellias with columnar growth habits are the solution in areas of limited width. In sunny areas look at *C. sasanqua* 'Slim 'N Trim', which has a single deep rose pink flower, and 'Starry Pillar', which has a small single white flower with occasional tints of pink on the petal edges. In shade one can never go wrong with *C. japonica* 'Red Hots', which has a small to medium brilliant red semidouble flower. The plant grows compact and upright columnar with very dark green medium to large leaves. When I need extra foliage for a camellia show or floral arrangement, this is the plant I harvest. In fact it grows so bushy that harvesting leaves helps open it up to better show the blooms. (Figure 8: 'Slim 'N Trim'; Figure 9: 'Starry Pillar'; Figure 10: 'Red Hots'.)

CHALLENGE NUMBER FIVE: How can I win at a camellia show? The excitement of winning the novice class and intermediate classes means you must enter your camellias against people who have been growing and winning awards for years. This can be disheartening. What are some solutions?

1. Practice good camellia culture.
2. Think like an Olympic athlete. Those 14-and-16-year-old youngsters who win gold and silver are in the pool or gym practicing a dozen or more years before they hear the National Anthem. The key is to enjoy the activity, win or lose.
3. Develop a plan to become a competitor. One strategy is to review the show winners in your section of the country and add the top winning cultivars to your camellia collection. The advantages are that judges like these flowers and these cultivars grow well in your area of the country. The downside is there may be many competitive blooms.

A second strategy is to adopt a focus. For example Don Bergamini, current ACS President and a long term grower, specializes in miniature and small blooms. Jeffery Thurnher, a relatively new comer, specializes in growing white camellias. Joe and Linda Tunner win with very well grown camellias that are frequently not on the top ten list of biggest winners. Quality over popularity is a winning strategy. This requires good camellia culture and selecting well grown new plants. (Figure 11: 'Cardinal's Cap'.)

My son wins with ‘Frank Houser’ and ‘Frank Houser Variegated’ (one plant each), in part because the best plants were selected from a group of camellias at Nuccio’s Nurseries by Tom Nuccio and myself. Some plants of a given cultivar are superior to their genetically similar siblings. The key is to choose the plant when in bloom.

A third strategy is to look at the number of entries in a class over the last year or two and grow cultivars where there are few entries. For example, the *non-reticulata* treated class frequently has few entries in early shows, especially trays of like blooms. By growing and gibbing hybrid camellias you increase the odds of winning.

A fourth strategy is to bring many flowers of one cultivar in order to make trays of like blooms.

Many gardens have mature camellia bushes of ‘Herme’, ‘Magnoliaeflora’ or ‘Pink Perfection’ that produce a mass of blooms. Select and pick a bunch of the most uniform flowers and bring them to the show. This way a winning tray can be formed. By selecting cultivars known to produce flowers as if by a cookie cutter you can get winning trays. A few examples would include ‘Hishi-Karaito’, ‘Nicky Crisp’, and ‘Wildfire’. (Figure 12: ‘Hishi-Karaito’.)

CONCLUSION

Cognitive reframing a frustrating and discouraging problem into an interesting challenge provides new energy to the gardener who then is able to be creative. When horned by clear thinking and imbedded with sound judgment, solutions will follow.



Figure 9: ‘Starry Pillar’. Photo by Yuri Panchul



Figure 10: ‘Red Hots’.



Figure 12: ‘Hishi-Karaito’.



Figure 11: ‘Cardinal’s Cap’. Photo by Joe Tunner



A suspension bridge in the Botanical Garden in Bellevue City, Washington. Photo by Bradford King

CAMELLIA BRIDGES

By Bradford King

A **bridge** is a structure built to span physical obstacles such as a body of water, valley, or road, for the purpose of providing passage over the obstacle. A **camellia bridge** is a plant used in hybridizing to overcome obstacles in order to meet breeding goals; for example to get a medium peony formed camellia flower with a lovely scent from a single miniature fragrant bloom. The first bridges were made by Mother Nature herself when a fallen log crossed a stream. The first camellia bridge plant was also a natural crossing. It may have been a crossing of two single flowers that produced the first seedling to have a semidouble flower, thus providing the first stepping stone to more complicated flowers just like early humans crossed a river jumping from stone to stone to get to the other side.

As people needed to regularly travel from one place to another they planned the first bridges. Most likely they cut down trees using several of these logs lashed together with a simple support system of other logs or stones to bridge a stream. As camellia hybridizers set goals and plan a breeding program they, too, select camellia plants to cross.

AN ILLUSTRATION

James Finlay's fragrant camellia breeding program goal was to develop lovely scented camellias on a good plant that produced beautiful flowers. He took pollen from a large pink loose peony *C. japonica* 'Tiffany' flower and placed it on an emasculated miniature white single flower bud from the sweet scented *C. lutchuensis*. This controlled cross resulted in a seedling that produced a fragrant small semidouble white flower with pink flush on the backs of its petals. He named it 'Scentuous'. The fragrance clearly was inherited from the seed parent and the increased size and pink petal flush from the pollen parent. This plant became a camellia bridge in his breeding program to produce larger and more complicated fragrant camellia cultivars. A camellia bridge must be fertile and must have inherited the desired traits.

'Scentuous' was pollinated from the large red peony thinly scented bloom of 'Kramer's Supreme', and a large deep pink peony fragrant flower resulted. It was named 'Scented Swirl'. The inherited fragrant trait from the bridge plant was passed on to the seedling. The peony form and increased size was passed on by the pollen parent. The color is a blend of the mother's white flower and the father's red pigment producing a pink flower. (Figure 1: *C. lutchuensis*.)

James Finlay introduced at least 30 fragrant camellias as a result of this breeding program. The most well know and arguably his best introduction is 'High Fragrance'. The very beautiful medium pale ivory pink peony flower with deeper pink on the petal edges has a very pleasing scent. It is also a product of the bridge camellia 'Scentuous'. In this case it was used as the pollen parent. (Figure 2: 'High Fragrance'.)

Did he do just one or two crosses between 'Scentuous' and 'Mrs. Bertha A. Harms' to get 'High Fragrance'? Not likely! Camellia breeders do multiple controlled crosses, germinate all the resulting seeds and grow out all of the seedlings for five to ten years, patiently waiting and evaluating. As the plants bloom many will not have any scent and would be culled unless the plant or flower has other distinctive characteristics. Some undoubtedly will have a scent emanating from a flower that looks too much like 'Scentuous' and can be used for root stock.

It is estimated that only one in a hundred seedlings



Figure 1: *C. lutchuensis*. Photo by Bradford King



Figure 2: 'High Fragrance'. Photo by Bradford King



Figure 4: 'Alice B. duPont'. Photo by Gene Phillips

has a distinctive flower worthy of commercial propagation.

CAMELLIA BRIDGES NEEDED

One of several reasons we don't have the bright yellow color typical of *C. nitidissima* in larger sized camellia flowers is its hybrid seedlings are typically sterile thus ending this breeding line. If early man needed a bridge in an area lacking trees, he would find different material to construct a bridge. One likely source to bridge a stream would be stones and rocks. Likewise camellia breeders need new plant species to make the crosses that can produce bright yellow hybrids. *C. flava* is one such possibility. Dr. Clifford Parks has introduced 'Solstice', a medium rose form double flower with light yellow petals, by crossing *C. flava* with *C. japonica* in 2010. It is available at Camellia Forest Nursery in Chapel Hill, North Carolina. In addition Dr. Parks is also working to produce plants that are triploids in order to increase the probability of developing camellias with new characteristics. (Figure 3: 'Solstice'.)

When a natural bridge was unsuitable, men returned to rebuild a better structure. The parallel in camellia breeding is backcrossing. Gene Phillips used pollen from 'Golden Glow' on *C. nitidissima* producing a backcross with improved yellow, size, and form with the introduction of 'Alice B. duPont'. (Figure 4: 'Alice B. duPont'.)



Figure 3: 'Solstice'.
Photo by David Parks

December 2014 - February 2015



Figure 5: *C. azalea* and Figure 6: *C. chuangtsuoensis*.

Photos by Gao Jiyin.

The newest promise is the recently discovered bright yellow repeat blooming, cold hardy *C. chuangtsuoensis* which was imported to breeders in America in 2012. Professor Gao Jiyin has reported that in China they have crossed *C. azalea*, a small red repeat flowering species, with *C. chuangtsuoensis*. (Figure 5: *C. azalea* and Figure 6: *C. chuangtsuoensis*.)

If these hybrid seedlings inherit the repeat blooming trait and are fertile, they will have

created a very exciting camellia bridge. The possibilities would include repeat blooming, cold hardy and summer blooming cultivars with a wider range of new colors.

The color of flowers is found in pigments that are decided upon in the hereditary genome of the camellia. Flower colors of red and pink come mainly from the pigments called anthocyanins, which are in the class of chemicals called flavonoids and give plants their color. Carotenoids are responsible for the yellow and orange tones seen only in the yellow camellia species. Theoretically when red and yellow pigments are present in a plant genome it becomes possible to have a wide range of new colors. Then a bright orange repeat blooming camellia or lovely peach toned camellia that blooms in the summer becomes less a fantasy.

STEPPING STONES

Early humans would have crossed streams by stepping from one rock to the next. Hikers and children still do this when they wish to cross a stream full of water from spring runoff. Who among us has not slipped and got "a soaker" while trying to make such a crossing? Some of us shook it off, some screeched or swore, while others cried and a few got banged up. But most of us found a way to get across. This is the same for camellia breeders — lots of small steps, a few leaps of faith, keep making the crosses, but always looking ahead for better stepping stones and hoping to build a camellia bridge to the goal.

Remembering Our Past: Walter Homeyer, M.D.



Figure 10: A gibbed 'Frank Houser'.



Figure 11: 'Frank Houser Variegated'.

He introduced the 'winningest' flower, 'Frank Houser', and 49 others

Article & Photos By Bradford King

Dr. Walter Homeyer was a well known Macon, Georgia physician and world class camellia hybridizer who introduced 50 cultivars. He was born February 12, 1926 and remained active until his death on June 28, 1998. He graduated from Emory University in 1943, was certified as an anesthesiologist in 1955 and served in the U.S. Air Force during the Korean Conflict.

Dr. Homeyer discovered camellias in the early 1950s and began showing camellias in Georgia, Florida and Alabama. He ordered a number of *reticulatas* from Nuccio's Nurseries in California and began a breeding program. He named many of his introductions for family. Some examples are 'Gee Homeyer', 'Leah Homeyer' and 'Fran Homeyer' for his daughters; 'Miriam Homeyer'; 'Pop Homeyer'; 'Dana Homeyer'; and 'Mary Emma Motes' for his granddaughter. (Figure 1: 'Dana Homeyer'; Figure 2: 'Dana Homeyer Variegated'; Figure 3: 'Fran Homeyer'.)

He was able to use *C. granthamiana* as a pollen parent with *C. reticulata* 'Crimson Robe' to produce 'Pop Homeyer' and 'Pop Gee', which was a major hybridizing achievement. When he crossed *granthamiana* with a *japonica*, the seedling was named 'Fallen Angel', a medium semidouble to peony lavender toned flower. (Figure 4: 'Pop Gee Variegated'.)

In 1973 he introduced 'Betty Ridley', which has become widely grown. He crossed *japonica* 'Marie Bracey' with hybrid 'Felice Harris' which produced this very lovely medium to large pink formal double hybrid. Howard Asper introduced 'Felice Harris', a large semidouble pale orchid pink flower with fluted petals as a *C. reticulata* hybrid in 1976. The pollen parent was listed by Asper as *C. reticulata* hybrid 'Buddha'. The original ACS registration

The Camellia Journal



Figure 1: 'Dana Homeyer'.
Photo by Randolph Maphis



Figure 2: 'Dana Homeyer
Variegated'. Photo by
Randolph Maphis



Figure 3: 'Fran Homeyer'.
Photo by Randolph Maphis



Figure 4: 'Pop Gee
Variegated'. Photo by
Randolph Maphis

***Dr. Walter Homeyer and Dr. Frank Houser
were neighbors talking over the back fence.
'What do you want to name it? Frank Houser
or?....'***

form shows he has a question mark after the listing because the plant label had been lost. Subsequent investigation has revealed the pollen parent was an unknown *C. japonica*, not 'Buddha'. This cultivar looks and grows like a *japonica* as a result of its paternal inheritance. This required the Nomenclature research committee to move 'Felice Harris' into the non-reticulata section of the *Camellia Nomenclature 2014*; consequently also moving its children, 'Betty Ridley', 'Betty Ridley Variegated' and 'Virginia Womack' to the non-reticulata section. 'Betty Ridley' and 'Betty Ridley Variegated' are propagated by Nuccio's Nurseries, who confirm that the plant and flower grow like a *japonica*. The 'Betty Ridley Variegated' bloom is also highly regarded and capable of winning show points. (Figure 5: 'Betty Ridley'.)

When Dr. Homeyer crossed *C. reticulata* 'Crimson Robe' with *C. japonica* 'Ville de Nantes', he produced 'Terrell Weaver', which has a large to very large dark red semidouble to loose peony flower with thick fluted and twisted petals. It is frequently seen at camellia shows and valued for its size and the rich dark red blooms. (Figure 6: 'Terrell Weaver'.)

In 1975 he registered 'Elizabeth Weaver', a large coral pink formal double that blooms early to midseason on an upright compact plant. It is a widely distributed *japonica* cultivar due to its beautiful flower and attractive plant. (Figure 7: 'Elizabeth Weaver'.)

'Chie Tarumoto' has a lovely blush pink formal double bloom which Homeyer registered in 1977. This formal double is noted for opening readily even in coastal areas of California that are not conducive to formal double blooms opening. The next year he introduced 'Ruffian' which has a large semidouble white flower with a yellow tint. (Figure 8: 'Chie Tarumoto' and Figure 9: 'Ruffian'.)

One of his most popular introductions is 'Dahlonaga'. This small to medium pale yellow formal double is one of the best *C. japonica* yellow-hued camellias. He used his 1982 introduction 'Whiteman Yellow' as the seed parent, crossing it with a seedling of 'Elizabeth Broadman' x 'Colonial Dame'. Dahlonaga ("Dahlahn-e-ga") is a small city in northwest Georgia. The city got its name from the gold found nearby. In the 1820s when prospectors found gold, masses of hopeful miners rushed to the area. This was America's first gold rush and later the home to a U.S. mint. The name "Dahlonaga" is Cherokee for "golden color".

What a day it must have been when Dr. Frank Houser was looking over the fence and talking with his friend and neighbor Walter Homeyer about the camellias he was evaluating. Walter was not sure about one of his *reticulata* seedlings. Frank told him it looked very good to him. Walter said then he would name it for Frank. What name do you want, Dr. Frank Houser or what? They agreed on calling it 'Frank Houser'. This was in 1989. It has become the biggest winner in camellia shows for more than 15 years. It wins throughout the Southeast and in California and in New Zealand and Australia. Its biggest challenger is 'Frank Houser Variegated'. The two plants win as singles, trays of like blooms, natural and gibbed, and when protected. The flower is a very large red semidouble that also can have a peony form. It is the result of a cross between *reticulata* hybrid 'Buddha' and *japonica* 'Steve Blount'. (Figure 10: 'Frank Houser' gibbed; Figure 11: 'Frank Houser Variegated'.)

'Edna Bass' is also a winner in the *japonica* very large class and so is its variegated form. In 2013 she had 36 points, placing her as number one as a large *japonica* with 'Edna Bass Variegated' garnering 27 for third place. The flower has great color -- deep red. It has a semidouble to peony formed bloom. However, it has yet to be seen in any of the eight Southern California Camellia shows. (Figure 12: 'Edna Bass Variegated'.)

Posthumously two of his seedlings have been registered. A very



Figure 5:
'Betty Ridley'.



Figure 6:
'Terrell Weaver'.



Figure 7:
'Elizabeth Weaver'.



Figure 8:
'Chie Tarumoto'.



Figure 9: 'Ruffian'.
Photo by Jim Pruckler



Figure 12:
'Edna Bass Variegated'.



Figure 13: 'Vince Dooley'.
Photo by Randolph Maphis



Figure 14: 'Cile Watford'.
Photo by Randolph Maphis

large single scarlet red flower with gold anthers and pink filaments was named for the legendary Georgia football coach and camellia hobbyist 'Vince Dooley'. This *reticulata* hybrid was introduced in 2004. (Figure 13: 'Vince Dooley'.)

In 2009 'Cile Watford' was introduced. The flower is a lovely white medium rose form double. (Figure 14: 'Cile Watford'.)

In conclusion, this dedicated camellia breeder and physician was known for his generosity in helping others and a faithful provider for his wife and family. His friend, Frank Houser, said of him, "You always knew where you stood with Walter; he didn't straddle the fence."



Figure 8: 'Elena Nobili'.

Antique Camellias

Pre-1900 *japonicas*: Our camellia heritage

Article & Photos by Bradford King

We need to protect the pre-1900 camellia *japonica* cultivars as they are our camellia heritage. It is public gardens like The Huntington Botanical Gardens and Descanso Gardens in Southern California, Magnolia Garden and Plantation, South Carolina, Norfolk Botanical Garden, Virginia, Massee Lane Gardens, Georgia, LSU AgCenter Botanic Gardens, Louisiana, and Mobile Botanical Gardens, Alabama that grow these antiquities for future generations. These are the American gardens that have the distinction of being awarded International Camellia Gardens of Excellence status by the International Camellia Society. They are like rare book libraries preserving and exhibiting the camellia treasures of the past. Let's turn back the pages by looking at some examples of our camellia heritage and where they originated.

JAPAN

'Dewatairin' has a large light rose pink flower. It is a Higo

japonica with a wide spreading circular cluster of a hundred or more stamens. The original plant is said to be from Dewa Province in Japan. It is unclear if this original cultivar which may date back to as early as 1695 is the same as the pre-1900 cultivar now known as 'Dewatairin'. While looking for pre-1900 camellias in Descanso Gardens we found one healthy plant not in bloom. David Parks is cultivating this camellia at Camellia Forest Nursery. He describes the cultivar as having a single saucer shaped flower often with striking white petaloids, and it is a flower with a long blooming season that grows on a vigorous plant with large deep green foliage. It is unclear why Franco Ghirardi did not include this cultivar in his classic *Higo Camellia* book. It may be that this variety's habit of producing petaloids rather than stamens is the reason the Japanese Higo Society excluded it as an official Higo camellia. (Figure 1: 'Dewatairin'.)

The International Camellia Register (ICR) indicates that 'Iwane' (Base of the Rock) from 1788 is extinct. The flower is described there as the "finest red single cup shaped with small snow white spots across the petals". This seems like a description of a variegated bloom but there is also 'Iwane-



Figure 24: ‘Odoratissima’ an 1866 historic camellia from Australia.

shibori’ (variegated ‘Iwane’) also believed to be extinct. A third entry describes another ‘Iwane-shibori’ cultivar that originated in 1895 in Japan as a rose red medium sized semi-double flower. It appears the one in the Huntington Botanical Gardens in San Marino, California is this cultivar. The Huntington marker calls it ‘Iwane’, indicating it originated in 1892 from Yokohama Nursery. It is a beautiful camellia as can be seen by the photo. (Figure 2: ‘Iwane’, also known as ‘Iwane-shibori’.)

‘**Purity**’ was brought to America in 1877 by Toichi Domoto. It has a lovely white medium rose form double flower that is still seen in both older home gardens and public gardens and is currently propagated by Nuccio’s Nurseries. (Figure 3: ‘Purity’.)

BELGIUM

‘**Comte de Nesselrode**’ dates back to 1872 in Europe and is named for a Russian diplomat. Comte, or Count in English, is a rank in several European nobilities. The camellia has a large pink flower tipped and edged in white. It was imported to the United States by Edward Avery McIlhenny of Avery Island, Louisiana. “Mr. Ned”, as he was affectionately known, also founded a bird colony in the 1890’s after plume hunters slaughtered egrets by the thousands for feathers to make fashionable ladies’ hats. Mr. Ned gathered up eight young egrets, raised them in captivity on the island, and released them in the fall to migrate across the Gulf of Mexico. The following spring, the birds returned to the island with others of their species. This migration continues today, as thousands of snowy white egrets and other water birds return to what is now known as Bird City. This vast, protected rookery owes its existence to Mr. Ned.

Ned McIlhenny also prized rare plants, and he enhanced the Island’s natural landscape with numerous varieties of palms, azaleas, and camellias. Today, his famed 170-acre Jungle Gardens and Bird City host visitors from all over the



Figure 2 : ‘Iwane’ originated by Yokohama Nursery in 1892.

world. (Figure 4: ‘Comte de Nesselrode’.)

Ambroise Verschaffelt of Belgium found a sport of ‘Comtesse Nencini’ on his property in 1862. He named it ‘**Comte de Toll**’. The medium flower has a soft pink hue with imbricated petals that have streaks of white. Ambroise Verschaffelt (1825–1886) was a distinguished Belgian horticulturist and author. He founded the *L’Illustration Horticole* at Ghent in 1854 and introduced many new camellias. The Verschaffelt were a family of Belgian nurserymen specializing in camellias. They published the *Nouvelle Iconographie des Camellias* (1848-1860).

The specimen ‘Comte de Toll’ in The Huntington had no blooms and the plant is doing poorly. We can only hope that other gardens have this cultivar and that it can be propagated so it is not lost to future generations.

‘**Wilder’s Rose**’ appeared in Jean Verschaffelt, 1864, Catalogue No. 8, p. 20, as ‘Wilder’s Rosea’ without a description. The *International Camellia Register* says, “It appears likely that this name was originally a synonym for ‘Wilderi’ but it has become two separate plants in America. The *Camellia Nomenclature Supplement* lists ‘Wilderi as a pale rose medium formal double with rounded petals crediting M.P. Wilder from Boston for this 1846 introduction and another cultivar by Wilder as ‘Wilder’s Rose’ registered in 1847. The latter camellia has a rose pink medium formal double bloom which was photographed in The Huntington. (Figure 5: ‘Wilder’s Rose’.)

The most well-known cultivar originally from Belgium is ‘**Prince Eugene Napoleon**’, better known in the United States as ‘**Pope Pius IX**’. The flower is a medium formal cherry red double that may have occasional white lines. It was originated in 1859 by M. de Coster in Melle, Belgium and propagated by the Verschaffelt family nursery, thus ensuring its distribution. Pope Pius IX reigned from 1846 to his death in 1878. He is the longest-reigning elected pope in the history of the Catholic Church — over 31 years. During



Figure 1: 'Dewatairin'.
Photo by Jim Campbell



Figure 3: 'Purity'.



Figure 4: 'Comte de Nesselrode'.



Figure 5: 'Wilder's Rose'.



Figure 6: 'Pope Pius IX'.



Figure 7: 'Leda'.



Figure 9: 'Professore Giovanni Santarelli'.



Figure 10: 'Roma Risorta'.

his pontificate, he convened the First Vatican Council (1869-1870), which decreed papal infallibility. (Figure 6: 'Pope Pius IX'.)

ITALY

Italy, especially the lake regions in Milan and Florence in Tuscany, has a long camellia history. The climate and soil is highly favorable to growing camellias. Dr. Antonio Sevesi, President of the Italian Camellia Society of Mila, has reported on recent revitalization. He informs us that there are old camellia gardens over a hundred years old with large camellia plantings. Most of the cultivars are *C. japonica* with a few dozen *C. sasanqua* and just one *C. reticulata*, 'Captain Rawes'. Some of these Italian introductions have been imported to the United States. One from Milan is 'Leda'. It was originated by Dr. Sacco in 1842. The anemone flower has a lovely white flower with occasional pink dots and slashes. It has mutated into a white sport and a red sport. (Figure 7: 'Leda'.)

The Boboli Gardens have a major camellia collection. These gardens were not famous until the land became the property of the Medici family, who called in Niccolò Pericoli, known as Tribolo, to design them. This artist created a masterpiece of landscape architecture between 1550 and 1558. The design of the Boboli Gardens was used as a basis for all the royal gardens in Europe, including Versailles.

Several camellias that originated in Florence have made it to the USA. A very beautiful introduction with a medium rose form double with a vivid flame red flower is 'Elena Nobili' ('Napa Red'). It was originated in 1881 by Franchet-

ti. While it blooms late season on a slow upright growing form, when seen in older gardens it reaches 15 to 20 feet. (Figure 8: 'Elena Nobili' tree in bloom.) Another example is 'Professore Giovanni Santarelli' which has a medium dark pink to crimson flower with white markings on its small rounded petals. Mr. Santarelli grew this seedling himself in 1860. (Figure 9: 'Professore Giovanni Santarelli'.)

'Roma Risorta' has a lovely pale pink flower heavily streaked and flecked rose red. The large rose form double originated in 1866 in Rome. This cultivar can be seen on occasion at camellia shows. (Figure 10: 'Roma Risorta'.)

'Virginia Marini' has a large formal double bright rose flower veined and striped deeper carmine with fine white petal edges. It is a sport from an Italian cultivar. It has been called by a number of other names, for example, 'Madame Linden', 'Madame Ambroise Verschaffelt Pink' and 'Teresa Gambini' and 'Theresa Gambini'. When variegated, it is named 'Madame Ambroise Verschaffelt Variegated'. (Figure 11: 'Virginia Marini'.)

The Huntington Gardens collection includes 'Roi Leopold', which blooms a bright rose red medium formal double flower with white markings labelled as from Franchetti, Italy, 1855; while the *International Camellia Register* states it originated in Belgium by Defresne. (Figure 12: 'Roi Leopold'.)

PORTUGAL

There are many very old camellias in Portugal that were brought from Asia by this sea faring people. Wealthy families also bred new camellias. One Portuguese cultivar brought

to America was **‘Don Pedro’**. This medium formal double white flower with a few soft pink stripes was introduced in 1851 by de Jonghe. (Figure 13: ‘Don Pedro’.)

CHINA

Eighty percent of the camellia species come from China, which includes *C. azalea*, *C. amplexicaulis*, *C. grijsii*, *C. japonica*, *C. nitidissima*, *C. reticulata*, and *C. saluenensis*, all grown in America in recent years. They have been used in hybridizing new camellia cultivars. However there are only a few pre-1900 *C. japonica* cultivars originating in China that have been introduced directly to the Western world. One of the earliest camellias from China was **‘Alba Plena’**. It was brought to England in 1792, by Captain John Corner on the East Indiaman, “Carnatic”, for the ship’s principal owner, Gilbert Slater. The bloom is a medium formal double with petals that decrease in size towards the center. Manchester Boddy had hundreds planted in what is now Descanso Gardens because the flower was to be harvested for corsages. Many of these plants are now 20-foot tall trees that produce hundreds of flowers every year. (Figure 14: ‘Alba Plena’.)

Another of the early documented imports to England occurred in 1806. It was done for Lady Amelia Hume of Wormleybury where it was known as ‘Lady Hume’s Blush’. Its priority name is ‘Incarnata’. The flower has a pale pink color that is reminiscent of the tones seen in the morning dawn.

‘Cup of Beauty’ is an ancient camellia that Robert For-

tune, a plant explorer, brought to England from China in 1850. A beautiful mature specimen can be seen in The Huntington Gardens. (Figure 15: ‘Cup of Beauty’.)

ENGLAND

The English have been proud of the royal family for centuries. Therefore it is no wonder that Mr. Fielder introduced **‘Queen of England’**, a pink colored flower with an occasional white line on its petals in 1839 when Queen Victoria was in the beginning of her reign. Her reign of 63 years and seven months is longer than that of any other British monarch and the longest of any female monarch. It is known as the Victorian era, a period of industrial, cultural, political, scientific, and military change within the United Kingdom which was marked by a great expansion of the British Empire. She was the last British monarch of the House of Hanover. Elizabeth, the current Queen, was born in 1926 and became Queen at the age of 25. She has reigned through more than five decades of enormous social change and development. The 88-year-old Queen celebrated her 62nd year on the throne in 2014. Will she continue to serve and break Victoria’s record or allow Prince Charles to ascend the throne? (Figure 16: ‘Queen of England’.)

Another English introduction is **‘York et Lancaster’**. This 1838 flower is a very attractive formal double striped in rose pink. It is frequently incorrectly spelled ‘York and Lancaster’.

‘Storyi’ or **‘Storyii’** was grown from seed by Veitch of



Figure 11:
‘Virginia Marini’.



Figure 12: **‘Roi Leopold’.**



Figure 13: **‘Don Pedro’.**



Figure 14: **‘Alba Plena’.**



Figure 15: **‘Cup of Beauty’.**



Figure 16: **‘Queen of England’.**



Figure 17: **‘York et Lancaster’.**



Figure 18: **‘Storyi’.**



Figure 19: 'Marchioness of Exeter'.



Figure 20: 'Duchesse de Rohan Variegated'.



Figure 21: 'Aspasia MacArthur'.



Figure 22: 'Sulphurous'.



Figure 23: 'Mettallica'.



Figure 25: 'Firebrand'.

Exeter, England. It has a large formal double light rose pink flower. The *International Camellia Register* lists the following incorrect spellings for this cultivar: 'Storeji', 'Staryi', 'Storey', 'Storeyi', 'Storeyii', and 'Story'. I see it in The Huntington spelled 'Storeyii', which is how it has usually been spelled in America. (Figure 18: 'Story'.)

The *International Camellia Register* describes '**Marchioness of Exeter**' as a large formal double pink from Guernsey, but we see a cultivar with the same name that came from England in 1841 and it has a pink to rose pink medium peony flower. (Figure 19: 'Marchioness of Exeter'.) It is interesting and frustrating when the older cultivars have the same name but clearly different flowers.

The '**Duchesse de Rohan**' was developed in 1847 in England. It has a salmon pink medium peony flower. The one in The Huntington fits the description but has become variegated perhaps unintentionally. Regardless, it adds to the difficulty in correctly identifying a cultivar. (Figure 20: 'Duchesse de Rohan Variegated'.)

AUSTRALIA

The MacArthur family of Camden Park, New South Wales was a major early importer of camellias. They propagated and distributed camellias (e.g. '**Aspasia MacArthur**') to other growers as early as 1850, thereby helping to distribute camellias in Australia. 'Aspasia MacArthur' is a medium peony white creamy flower with a few rose lines and dashes that has produced a number of very beautiful sports that have been widely distributed. (Figure 21: 'Aspasia MacArthur'.)

Another early camellia grower was Silas Sheather of Paramatta. In 1875 he introduced '**Harriet Beecher Sheather**', a medium to large formal double rosy salmon chance seedling.

There is also a variegated form of this flower. I found one not in bloom at the Huntington.

In 1880 he also introduced '**Sulphurous**' which has a medium to large lovely salmon pink formal double flower with occasional white stripes. (Figure 22: 'Sulphurous'.)

Guilfoyle's Nursery is one of this nation's celebrated early gardening families operating a nursery known as the "Exotic Nursery" from 1851 to 1874 on 3.5 acres centered on a drained swamp. Michael Guilfoyle introduced many trees and shrubs into Australia including the camellia. Guilfoyle Nursery grew a number of seedlings. He originated '**Metallica**' in 1877 which has a dark metallic purple toned medium to large formal double. (Figure 23: 'Metallica'.)

He also introduced '**Odoratissima**', a slightly fragrant *japonica* with a large rose pink semidouble to open peony flower in 1866. (Figure 24: 'Odoratissima'.)

AMERICA

The vast majority of pre-1900 camellias in America were imported from Europe; for example M. Floy brought 'Alba Plena' to America in 1800 for John Stevens of Hoboken, New Jersey.

Stevens had nurseries in Manhattan and Harlem, helping New York become the center for greenhouse grown camellias. Interest spread to the wealthy in Philadelphia, Baltimore, Washington and Boston. In 1852 he opened a store in Sacramento, California thus assisting in the movement of camellias into the Pacific region. Magnolia Gardens of Charleston, South Carolina began importing camellias in the 1800s which helped distribute *japonicas* to the southeastern states. A few examples are 'Columbine', 'Daybreak', 'Debonair', 'Delphene', 'Firebrand', 'His Majesty', 'Reverend John G. Drayton' and 'Saturnia'. (Figure 25: 'Firebrand' and Figure 26: 'His Majesty'.)

Later camellias were imported from Asia. Some of the names were changed, e.g. 'Hagoromo' to 'Magnoliaeflora' and 'Bokuhan' to 'Tinsie'. Imports that lost their labels were renamed.

The oldest camellia growing in California is a large, light rose red semidouble flower with broad thick petals that grows on an average spreading *japonica* tree. The original



Figure 26: 'His Majesty'.

plant was purchased by Harlem Cate at Redondo Pier, Los Angeles, California in 1888 from a sailor on a Japanese tramp steamer. It was planted on property at Durfee Road, Pico, California where it was known as **'Durfee Road'**. It was first introduced to the public under the name **'California'** by E.H. Carter of Monterey Park, California. Ralph Peer bought the plant to add to his garden's camellia collection. Mrs. Peer reported that her husband was planning to purchase her a fine necklace, but when they learned that the **'California'** camellia was about to be destroyed they decided to spend the several thousand to move the plant to a place of honor at their home Park Hill in Laurel Canyon in West Hollywood, California. Jimmy Tuliano was in charge of moving the several ton tree. The chosen location was on a terraced hill side where a wooden track was built with a 30 degree turn. The plant was lowered with ropes and pulleys. Half way down there was a loud crack followed by three more as the ropes broke and the tree slid precipitously towards the curve in the track. Jimmy and his crew held their breaths, helpless to respond as they watched the plant bounce through the curve and miraculously land in the hole they had prepared. **'California'** was home!

When Park Hill was sold, the plant was moved to The Huntington Botanical Garden where it currently resides.

Katy Perry, international pop music star, bought Park Hill for six and half million dollars in 2011 but never lived in the renovated home which she put on the market in 2014. The majority of the camellias are no longer on the property, including the 1948 *C. reticulata* cultivars Ralph Peer had imported from China. This again highlights the need for public gardens camellia collections to serve as reservoirs of heritage camellias. (Figure 27: **'California'**.)

Occasionally a home grown pre-1900 hundred cultivar has been documented. **'Woodville Red'** has a large, brilliant red to strawberry red, irregular peony form with no outer guard petals. This is a very old cultivar for an American original. The *International Camellia Register* says this cultivar "has been given many names, but the Blackwell Nursery listing of **'Woodville Red'** appears to be the earliest valid publication." This name came from a specimen in the garden of Mrs.



Figure 27: 'California'.



Figure 28: 'Woodville Red'.

Thomas White, Woodville, Mississippi, said to have been planted about 1822. It has also been called **'Kollock'**, **'Mrs. White'**, **'Mrs. Wright'**, **'Gruenwald Red'**, **'Henri Bry'**, **'Black Beauty'** and **'Martin Roberts'**. (Figure 28: **'Woodville Red'**.)

In the Boston area of Massachusetts C. M. Hovey grew camellias in a conservatory. **'C.M. Hovey'** (also known as **'Col. Firey'**) was exhibited at the Massachusetts Horticultural Society as Seedling I in 1853 and awarded the Society's gold medal. The flower is a medium dark red formal double that is still seen today. In 1878 he introduced **'C.H. Hovey'**, a medium formal double with a dark red flower with a lighter center which is not often seen. (Figure 29: **'C.M. Hovey'**.)

CONCLUDING REMARKS

There are as many as 30,000 camellia cultivars worldwide. The most common and widely grown are *C. japonica* cultivars. We know some are extinct and others lost or mislabeled. However, there are people throughout the camellia world seeking to remedy these problems. The International Camellia Society is particularly interested in having the pre-1900 camellias correctly identified with digital photos and accurate descriptions. We are counting on the International Gardens of Excellence to preserve these cultivars for future generations to enjoy.



Figure 29: 'C.M. Hovey'.



Spotlight: *Camellia* hybrid ‘Raspberry Flambé’

The camellia ‘Raspberry Flambé’ looks like a delicious raspberry dessert served at one’s table drenched in a liqueur, bursting into flame, after a gourmet meal in a four star French restaurant. Its medium rich rose red formal double flower with pointed petals marked in white is spectacular. It is a chance, *non-reticulata* hybrid that first flowered 1988. The plant grows upright at an average rate and flowers mid-season.

Originated by Kramer Bros. Nursery in Upland, California and propagated by Roscoe Dean Nursery, in Lucedale, Mississippi, it was introduced in 2006 after Kramer Brothers was no longer in business. Therefore, it is most likely the last of their many introductions. Kramer Brothers Nurseries in Rancho Cucamonga, California was founded on Long Island, New York in 1896 by Otto and August Kramer who for 20 years grew potted plants and cut flowers. They moved to California in 1929. Ben Mackall married August Kramer’s

daughter Marie in 1937. After August died, Ben and Marie managed the nursery until 1986. When the nursery closed the land was sold to the San Antonio Community Hospital.

While this wonderful camellia nursery is no longer with us, many of the camellias they propagated and introduced are still grown and enjoyed today. Kramer’s *japonica* introductions include at least 20 cultivars. The best known are ‘In the Pink’, ‘Kramer’s Delight’, ‘Kramer’s Supreme’, ‘Marie Mackall’, ‘Red Garnet’, and ‘Splash of Pink’. The *non-reticulata* hybrids they introduced are outstanding.

Those that have survived the test of time are some of the show winners we exhibit today. These include ‘Angel Wings’, ‘Coral Delight’, ‘Coral Delight Variegated’, ‘First Blush’, ‘Kramer’s Fluted Coral’, ‘Kramer’s Fluted Coral Variegated’, ‘Pink Dahlia’, ‘Spring Daze’ and ‘Raspberry Flambé’. We shine the spotlight on the last but not the least of the Kramer Nursery introductions — ‘Raspberry Flambé’.

Photograph by Randolph Maphis & Story by Bradford King

Remembering Our Past: Vernon McCaskill

Vernon McCaskill 'High Wide'n Handsome' as a camellia hybridizer

By Bradford King

Vernon McCaskill was a prolific camellia hybridizer who owned and operated McCaskill Gardens in Pasadena, California. McCaskill Gardens introduced 72 *japonica* cultivars and eight *non-reticulata* hybrids between 1930 and 1988. While many of these cultivars are not seen anymore, the ones we do see are wonderful.

C. japonica introductions

The *japonica* cultivars that are still popular include 'Allison Leigh Woodroof', 'Cloisonné', 'Coronation', 'Demi-Tasse', 'High Wide'n Handsome', 'Kewpie Doll', 'Lady In Red', 'Little Red Ridinghood' and 'White Nun'. The latter is a very large white semidouble seen around homes built in the 1950's and early 1960's. (Figure 1: 'White Nun'.)

Another good white variety is the very large semidouble 'Coronation'. The entrance walkway into Descanso gardens had a variety of potted plants this winter and a number of these camellias were in bloom, one of which was the lovely 'Coronation'. (Figure 2: 'Coronation'.)

'Alison Leigh Woodroof' has a small semidouble pale pink flower shading to a glowing pink on the petal edges. The flower is named for the daughter of William "Bill" Woodroof, the originator and first editor of the *Camellia Nomenclature*. (Figure 3: 'Alison Leigh Woodroof'.)

The beautiful 'Cloisonné' has a soft pink flower. It gets the name from "cloisonné", a decorative work in which enamel, glass, or gemstones are separated by strips of flattened wire placed edge-ways on a metal backing, because the opaque petals are delicately outlined with white. It is a medium to large semidouble bloom borne on a vigorous upright plant that blooms mid to late season. It was introduced in 1988. (Figure 4: 'Cloisonné'.)

In 1960 McCaskill introduced the large, beautiful and luminous pink semidouble with deeper pink tones that reach the heart of the flower named 'High Wide'n Handsome'. It has very large fluted petals that are separate and tend to remain erect. (Figure 5: 'High Wide'n Handsome'.)

'Demi-Tasse' has an interesting semidouble form with a unique hose in hose form and a row of petaloids between the petals that makes the flower look like a cup and saucer. Demitasse is a small cup, about a half of a measuring cup, used to serve Turkish coffee or espresso. This is an apt name for this small to medium peach blossom pink flower. This cultivar has a show quality bloom that can win as a treated or untreated bloom. (Figure 6: 'Demi-Tasse'.)

'Lady In Red' has a very large red semidouble flower with a nice waxy sheen on the petals. There are a number of songs, films and people over the years that have been called the "Lady In Red". The camellia so named was registered in 1959 and was most likely



Figure 5: 'High Wide'n Handsome'.



Figure 1: 'White Nun'.



Figure 2: 'Coronation'.



Figure 3: 'Alison Leigh Woodroof'.



Figure 4: 'Cloisonné'.



Figure 6: 'Demi-Tasse'.



Figure 7: 'Lady In Red'.

based on the 1935 Warner Brothers cartoon *Merry Melodies*, a series set in a Mexican nightclub infested with cockroaches. "The Lady in Red" song was featured in the 1935 film "In Caliente" ("Viva Senorita"). The song took on a life of its own, becoming a

Photos by Bradford King & Jim Prexler



Figure 8: Tray of five ‘Little Red Ridinghood’.

staple of Warner Bros. cartoons, as composer/arranger Carl Stall-
ing would include it in the underscore anytime a female character
would appear in a red outfit such as the loud-mouthed girl in *Little
Red Riding Rabbit*. Even Bugs Bunny sang a few bars of the song
but changed the lyric to “the *rabbit* in red”. (Figure 7: ‘Lady In
Red’.)

The camellia ‘Little Red Ridinghood’ has a miniature to small
crimson formal double to peony form flower which makes a perky
tray of like blooms. This McCaskill introduction was awarded the
American Camellia Society John Tyler Miniature Award in 2012.
The name, of course, comes from the famous fairy tale about a
young girl given a red cape by her grandmother and a “Big Bad
Wolf”. (Figure 8: ‘Little Red Ridinghood’.)

Another winner from McCaskill is the miniature chalky pink
anemone flower with a high petaloid center —‘Kewpie Doll’. The
petaloid center does indeed resemble a kewpie doll’s hair style,
producing a cute perky little flower. Kewpie is a brand of dolls and
figurines initially conceived as comic strip characters by artist and
writer Rose O’Neill. The illustrated cartoons, appearing as baby
cupid characters, began to gain popularity after the publication of
O’Neill’s comic strips in 1909, and O’Neill began to illustrate and
sell paper doll versions of the *Kewpies*. The characters were also
produced as porcelain dolls which became extremely popular in
the early twentieth century. (Figure 9: ‘Kewpie Doll’.)

Vernon McCaskill continued the tradition of choosing pictur-
esque descriptive flower names when he named a miniature white
peony flower ‘Cottontail’. (Figure 10: ‘Cottontail’.)

Three of the Nursery introductions are named for family mem-
bers: ‘Jack McCaskill’ (Figure 11) has a light coral pink flower
with a white border named for his son; ‘June McCaskill’ (Figure
12) has a medium pink semidouble with a trumpet center named
for his daughter and ‘Billie McCaskill’ (Figure 13) has a medium
shaded soft pink semidouble flower with fimbriated petals named
for his wife.

One of their early introductions was ‘Colonial Lady’ introduced
in 1938. This sport of ‘Herme’ has a white flower with rose red
stripes and flecks. When it mutated into a pale pink flower with
deeper pink margins it was introduced as ‘Spring Sonnet’. (Figure
14: ‘Colonial Lady’ & Figure 15: ‘Spring Sonnet’.)

Hybrids

The best *non-reticulata* hybrid introduced by this grower is



**Figure 9:
‘Kewpie Doll’.**



**Figure 10:
‘Cottontail’.**



Figure 11: ‘Jack McCaskill’.



**Figure 12:
‘June McCaskill’.**



Figure 13: ‘Billie McCaskill’.



Figure 14: 'Colonial Lady' (right).



Figure 15: 'Spring Sonnet' (above).



Figure 16: 'Waltz Time Variegated'.

'Waltz Time'. The medium semidouble flower is a bright and clear lilac pink. When variegated with white slashes, it is striking and capable of garnering crystal at a camellia show.

Many classical composers wrote music for dancing without any pretense of being art music. However, other composers, for example, Chopin, composed waltzes that were not intended for dancing. Johannes Brahms' 18 waltzes were originally for a piano duet. The predominant ballroom form in the 20th century has become the slow waltz, or English Waltz, which is one of five modern or standard styles of ballroom dancing. The waltz is usually the first dance in an international dance competition. It is danced exclusively in the closed position in which partners hold each other. If the partners are comfortable with each other and the dance style allows it, body contact increases the connection between the partners. (Figure 16: 'Waltz Time Variegated'.)

In 1964 McCaskill introduced 'Star Above Star', a wonderful *C. vernalis* seedling. It has white petals shading to lavender on the edges on a semidouble flower in the form of one star superimposed on another star. This attractive form and lovely toned colored flower won the 1969 Ralph Peer Sasanqua Seedling Award. It grows vigorously, upright, bushy and likes sunlight. It is still widely grown and a frequent camellia show winner. (Figure 17: 'Star Above Star'.)



Figure 17: 'Star Above Star'.

C. Sasanqua

It is unclear how many *C. sasanqua* camellias McCaskill Gardens may have introduced. I found two cultivars thriving in the Huntington Botanical Garden that were planted when William Hertrich was developing the ca-



Figure 18: 'Colleen' (above) & Figure 19: 'Cleopatra's Blush' (right), a sport of 'Colleen'.



mellia collection. They are 'Colleen', a pretty pink single, and 'Cleopatra's Blush', a blush pink sport of 'Colleen'. (Figure 18: 'Colleen' & Figure 19: 'Cleopatra's Blush'.)

Conclusion

McCaskill Gardens is no longer in business, succumbing to the population explosion in Southern California and the resulting increased value of land for housing and business. McCaskill had a knack for choosing descriptive names that captured the form and beauty of the nursery's introductions. While this is a sound marketing strategy, even more impressive is the naming creativity. The legacy of McCaskill Gardens is the wonderful and ongoing popularity of their introductions.



Figure 2: 'Hugh Evans'.

Early birds and early camellias draw attention

Article & Photos by Bradford King

The famous proverb “the early bird gets the worm” means that whoever arrives first has the best chance of success. As a youngster my paternal grandparents played a game of who could first see the Bluebird return to the farm. Gram usually won as the kitchen window faced the Bluebird house where Eastern Bluebirds returned every year until the impact of DDT. Eventually, the birds disappeared and the farm was sold. My mother reinstituted the game to spotting the first Robin, a friendly competition that was a family bonding experience. We learned to observe the plants and animals around us. When we moved to California in 1985 we saw Robins and Western Bluebirds in the winter months. However, we continued the fun by competing to see who could spot the return of the Hooded Orioles each March. Our adult children joined in the search and before long grandchildren participated. Do you have fun family games and activities shared across the generations? I love my computer, cell phone and appreciate the new smart phones but lament that so



Figure 1: Male Hooded Oriole.



Figure 3: ‘Autumn Dawn’.



Figure 4: ‘Bonanza’.

many people old and young walk with their heads down texting missing what’s around them. (Figure 1: Male Hooded Oriole on feeder.)

Early camellia sasanquas

The first camellias to herald the camellia season are the *camellia sasanquas*. In Southern California they peak in November but may be earlier or later depending on where you live. The earliest *sasanqua* cultivars are our early bird camellias and are the focus of this brief story.

In my garden the first camellia to bloom every year is ‘**Hugh Evans**’. It is an outstanding landscape camellia with its profusion of single pink flowers with five to seven long twisting petals. It has a sweet musky fragrance and attracts birds, bees, bumble bees and other insects. (Figure 2: ‘Hugh Evans’.)

‘**Autumn Dawn**’ is a Nuccio’s Nurseries introduction with a beautiful medium white toned flower with deeper pink edges in a loose peony form. The plant is medium, upright and slightly loose in its growth habit. The name clearly describes that it blooms early in the fall. (Figure 3: ‘Autumn Dawn’.)

If you like deep red large semidouble to peony formed early flowers, you will not be disappointed with ‘**Bonanza**’. It is a low

growing plant with abundant flowers. It was awarded the American Camellia Society Ralph Peer Sasanqua Award in 1965. When the bloom is peony formed it is outstanding, and overall it is one of the very best sun camellias and an early bloomer too. (Figure 4: ‘Bonanza’.)

One of the most useful camellias is ‘**Shôwa-no-sakae**’ as it is vigorous and low growing. It can be used in the landscape foreground or as a ground cover. The flower is a soft clear pink with a semidouble to peony form. When The Huntington Japanese garden lost several Live Oak trees the result was a very sunny hillside which garden landscapers filled with a drift of sun azaleas, and a mass of ‘Shôwa-no-sakae’, which look great all year long and are beautiful when in bloom. (Figure 5: ‘Shôwa-no-sakae’ blossom and a Huntington hillside with a mass of ‘Shôwa-no-sakae’ in bloom.)

Conclusion

In 1962 Rachael Carson published *Silent Spring* which detailed the environmental impact of indiscriminate spraying of DDT. She



Figure 6: ‘Bluebird’.



Figure 7: The Western Bluebird.



Figure 5: ‘Shôwa-no-sakae’ blossom below and a hillside at The Huntington, shown above, filled with a mass of the blooming plants.



questioned the logic of releasing large amounts of chemicals into the environment without understanding the effects on human health and ecology. The need to protect the environment and wildlife, especially birds, became a public issue resulting in the banning of DDT in 1972.

The Eastern Bluebirds have recovered their range and are successfully breeding, as are Peregrine Falcons and the American Bald Eagle. I continue to see a number of Western Bluebirds in my neighborhood which reminds me of the lovely hybrid camellia ‘**Bluebird**’. It has a pretty semidouble deep pink flower with a bluish tint that blooms midseason. It is a *saluenensis* x *japonica* hybrid that originated in New Zealand.

Some of the best camellias are like some of the most beautiful birds in that they migrate from one country to another. The difference is the birds migrate between countries every year, but camellias spread through the camellia states and, when established, remain put. (Figure 6: ‘Bluebird’ & Figure 7: Western Bluebird.)



Figure 1: 'Disneyland' as a semidouble blossom.

Disneyland and Camellia Characters

Article & Photos By Bradford King

Disneyland Park is a theme park located in Anaheim, California known as **Disneyland** when it was dedicated on July 17, 1955, and still widely referred to by that name. It is the only theme park to be designed and built under the direct supervision of Walt Disney. He came up with the concept of Disneyland after visiting various amusement parks with his daughters in the 1930's and 1940's. He initially envisioned building a tourist attraction adjacent to his studios in Burbank to entertain fans who wished to visit. However, he realized this site was too small so he bought a 160-acre site near Anaheim in 1953. Construction began in 1954 and the park opened in 1955. Disneyland has a larger cumulative attendance than any other theme park in the world, with 600 million guests since it opened.

Nuccio's Nurseries introduced a *japonica* 'Disneyland' in

1960. The very large semidouble peony to anemone flower is rose pink with white moiré central petaloids. Walt Disney gave the Nuccios permission to name this camellia. The American Camellia Society Convention and Camellia Show were held at Disneyland Hotel in Anaheim, California from the 23rd to 26th of February 1961. The host was the Los Angeles Camellia Council with Reg Ragland as President. The Saturday camellia show was estimated to have over 10,000 attendees. (Figure 1: 'Disneyland' as a semidouble and Figure 2: 'Disneyland' as a loose peony flower.)

Two funny and mischievous Disney characters have inspired camellia names.

Peter Pan is a character created by Scottish novelist and playwright J.M. Barrie. He is a mischievous boy who can fly and who never ages. Peter Pan spends his never-ending childhood adventuring on the small island of Neverland as

the leader of his gang, the Lost Boys, interacting with mermaids, Native Americans, fairies, pirates, and occasionally ordinary children from the world outside of Neverland. 'Peter Pan' has a medium semidouble to full peony flower with a creamy base that shades to blush pink, becoming darker pink at the edges with an overall orchid pink tone. (Figure 3: 'Peter Pan'.)

Tinker Bell is a character from a 1911 novel *Peter and Wendy*. She has appeared in multiple film and television adaptations of the Peter Pan stories but is most well known as a pixie in the 1953 animated Walt Disney picture *Peter Pan*. This classic full length animated film has been seen by old and young. As she flies around waving her wand and sprinkling pixie dust we are delightfully carried back to childhood. 'Tinker Bell' has a small perky anemone flower which is pink striped rose red and has a pixie like quality. It grows vigorously upright and blooms early to midseason. (Figure 4: 'Tinker Bell'.)

Mickey Mouse is a humorous animal cartoon character created in 1928 by Walt Disney and Ub Iwerks at the Walt Disney Studios. Mickey is an anthropomorphic mouse who typically wears red shorts, large yellow shoes, and white gloves. He is the official mascot of The Walt Disney Company and is one of the most recognizable cartoon characters in the world. While there is no camellia bearing his name, Mickey starred in an animated film, *The Cactus Kid*. I had a cactus with two large lobes that looked like ears which we called Mickey Mouse. It looked very soft and cuddly to our then 18-month-old grandchild who decided to pet Mickey. Those soft furry looking thorns were painful to remove from his little hands even when soaked in warm water. Scotch tape worked well. No serious harm was done as he grew up, graduated college, has a job and is a CPA.

Goofy is a funny cartoon animal character created in 1932 at Walt Disney Productions. He is a tall humanized dog who typically wears a turtle neck and vest with pants, shoes, white gloves and a tall rumbled hat. He is a close friend of Mickey Mouse and Donald Duck. He is characterized as clumsy with



Figure 2: 'Disneyland' as a loose peony form.

a hearty woofy goofy laugh. This lovable character is one of Disney's favorite characters. I have a sport of 'Kramer's Supreme' that has bloomed for four years in a row that could be named "Goofy". (Figure 5: "Goofy".)

Snow White originates in a German fairy tale that today is one of the most famous fables worldwide. The original version collected by the Brothers Grimm features such elements as the magic mirror, the poisoned apple, the glass coffin, and the seven dwarfs. Snow White is best known currently as the fictional character and the main protagonist in Walt Disney Productions first full length animated feature film, *Snow White and the Seven Dwarfs*. Snow White is the first Disney Princess, and the first fictional female character with a star on the Hollywood Walk of Fame. 'Snow White'



Figure 3: 'Peter Pan'.



Figure 4: 'Tinker Bell'.



Figure 5: “Goofy” sport of ‘Kramer’s Supreme’.



Figure 6: ‘Snow White’.

has a large white semidouble flower with a central mass of golden stamens introduced by Star Nurseries in 1959. This nursery was owned and operated by Mr. F.M. Uyematsu, one of the most important camellia importers in the early 1900’s. He came from his native Japan as a 23-year-old in 1904. He and a friend began importing plants in 1908 from Japan to Figueroa Nursery in Los Angeles. He began peddling camellias and other plants about Los Angeles with a horse and buggy. In 1912 he moved to a five acre lot in Montebello, California and established a wholesale business named Star Nursery that over the years imported hundreds of thousands of camellias. He paid 3 cents for camellias in Japan, 5 cents to import them to the U.S., and sold them for 25 cents each in cart loads of up to 60,000. In addition he planted seeds collected in Japan and propagated them. It is likely that ‘Snow White’ is one of these seedlings. (Figure 6: ‘Snow White’.)

Cinderella - *The Little Glass Slipper* or *Cinderella* is a European folk Tale made famous by the Grimm Brothers with the theme of unjust oppression followed by a triumphant reward with the main character a woman living in unfortunate circumstances that are suddenly changed to good fortune. “Cinderella” has come to mean one who unexpectedly achieves recognition or success after a period of obscurity and neglect. The Walt Disney animated musical fantasy film of *Cinderella* was released in 1950 when Walt Disney Productions was near bankruptcy and over four million in debt. Cinderella turned out to be the greatest critical and commercial hit for the studio since *Snow White and the Seven Dwarfs* and helped reverse fortunes for the studio for the better. One of the greatest and most beloved Disney films ever made, it was selected by the American Film Institute as one of the best American animated films. It received three Academy Award nominations, including Best Music, Original Song for “Bibbidi-Bobbidi-Boo”.

A sport of ‘Fred Sanders’ developed a semidouble white flower with rose streaks and blotches and was named ‘Cinderella’ in 1955. I haven’t seen this bloom at camellia shows or in public gardens. It is not anywhere near as popular as ‘Fred Sanders’ or this sport from ‘Cinderella’ – ‘Raspberry



Figure 7:
‘Cinderella’. Photo by Jim Dwyer



**Figure 8: A Boehm
porcelain
‘Cinderella’.**

Ice’. Monrovia Nursery caught the ‘Raspberry Ice’ sport from ‘Cinderella’, which has a medium light rose pink flower with wide white petal edges with streaks of raspberry on each of its fringed petals. The name “Cinderella” has been used to name a number of flowers, including a rose and the common zinnia, which is known as the “Cinderella Flower”. Boehm has created a lovely porcelain ‘Cinderella’ Camellia piece that can be seen on their web site. (Figure 7: ‘Cinderella’ & Figure 8: Boehm porcelain ‘Cinderella’.)

Are there other fictional characters with camellia names? If so, please send a digital photo of the camellia to share with all of us.



Spotlight: *Camellia* hybrid ‘Sweet Jane’

The very lovely hybrid ‘Sweet Jane’ is a controlled cross between *C. japonica* ‘Edith Linton’ and *C. transnokoensis*.

The abundant miniature peony to formal double flowers have a pale pink center which shades to deeper pink on the outer petals. It blooms midseason on a vigorous upright plant. The peony form tends to have petals twisting every-which-way with a few petaloids.

The formal double form in the photo is much more desirable. This cultivar was bred by Ray Garnett of Australia and introduced in 1992. The seed parent ‘Edith Linton’ is a sport of the Australian camellia ‘Jean Lynn’. It was intro-

duced in 1941 by G.C. Linton who named it for his wife. It has a semidouble salmon color bloom. The pollen parent is a camellia species with clusters of miniature white flowers with red tinted buds. It is from Taiwan. *Transnokoensis* means “from the far side of Noko”. *Noko Shan* is one of the highest mountains in Taiwan.

‘Sweet Jane’ doesn’t resemble either parent. The new growth is a deep copper bronze. It is one of the very best miniature cluster blooming camellias as its flowers are long lasting, weather resistant and easy to maintain as the flowers shed whole. All these characteristics are why we shine the spotlight on ‘Sweet Jane’. – **Bradford King**

Photograph by Randolph Maphis



Figure 1: The crimson ‘Mathotiana’ takes on a purple tone in cold weather.

Feeling Blue, Missing You, Wondering Where the Blue Camellias Are?

While rather rare there are a few flowering plants that produce blue flowers. However, there are no “true blue” Azaleas, Dahlias, Daylilies, Peonies, Roses and Zinnias. There are some lavender and purple but no solid blue. Blue is a color that symbolizes sadness and unhappiness while the blue colored flower is a symbol of inspiration and stands for desire and love. The cool feelings generated by the blue toned flowers bring a relaxing mood to the summer garden. The winter garden, when camellias dominate the landscape, lack blue flowers. There is less desire to have blue flowers when temperatures drop. We are warmed by the wonderful bright warm colors of the many pink, rose, red, crimson and magenta camellia flowers. However, hybridizers have sought to develop blue hued camellia blooms. There are some lavender pink camellias and purple toned camellias, some of which are dark reds that become purple toned in cold weather and frost. The most notable example is the large to vary large crimson colored ‘Mathotiana’ (‘Julia Drayton’). (Figure 1: ‘Mathotiana’.)

Besides cold weather and frost, soil pH can produce blue flowers in some plants. The best example is Hydrangeas (*H. macrophyllais*). Aluminum is necessary to produce the blue pigment for which bigleaf hydrangea is noted. According to the National Arboretum website, “Most garden soils have adequate aluminum, but the aluminum will not be available to the plant if the soil pH is high. For most bigleaf hydrangea cultivars, blue flowers will be produced in acidic soil (pH 5.5 and lower); whereas neutral to alkaline soils (pH 6.5 and higher) will usually produce pink flowers. Between pH 5.5 and pH 6.5, the flowers will be purple, or a mixture of blue and pink flowers will be found on the same plant.”

The pH level may affect a camellia flower tone but will not produce a blue flower.

It is reported that purple camellias are seen in Portugal and other countries when grown in heavy clay or shale soils. One example also bears the longest camellia name: ‘Dona Herzilia De Freitas Magalhaes’; it has a distinctive anemone purple bloom but may only have a dull red flower when grown elsewhere. (Figure 2: ‘Dona Herzilia de Freitas Magalhaes’).



Figure 2: ‘Dona Herzilia de Freitas Magalhaes’.

Photo by EFA (Diputación de Pontevedra)

HOW TO GET A BLUE CAMELLIA



Is this a new blue camellia sport?

NO! The flower is a naturalized morning glory that grew among the camellias. The vine attached to the *japonica* plant and flowered. If you want a blue camellia to impress friends pick a white bloom, place it in water with blue food coloring and wait for the camellia to absorb the colored water. This may take a few hours.

Changing a flower's natural color is also a great way to teach young children how a flower draws water up through the ground, into its stem, and eventually to the petals.

Is it possible to create a blue camellia? In principle, yes, but it would take extracting the right amount of one pigment and implanting it into another to create a new color.

Robert Griesbach, a research plant geneticist at the ARS Floral and Nursery Plants Unit, located in Beltsville, Maryland has figured out a way to turn roses a bright blue. The change of red roses to blue roses is just the beginning. By extracting certain genes from plants, the future of plant color could be a wide variety of fabulous colors. Can this happen by cross breeding or mutation in camellias?

Camellia breeders have already developed a few seedlings that have blue tones. Let's look at a few examples.



Figure 3: 'Green's Blues'.

Photo by Bobbie Green

SASANQUA

A seedling of 'Showa-no-sakae' named 'Sarrel' has a lovely small to medium peony lavender pink flower. It makes a good landscape plant as it has a spreading growth habit. This chance seedling first bloomed in 1979 and was introduced in 1998 by Robert Green Sr. While *Camellia sasanqua* 'Green's Blues' has even more blue tones, it is a chance seedling of 'Shishigashira' with a rose form double violet to purple color flower that as it ages becomes blue. It has long lasting blooms and is cold hardy. The unusual color makes it interesting and desirable as a landscape camellia. This cultivar was originated by Bobbie Green, Green Nurseries, Fairhope, Alabama and is available at the Nursery. (Figure 3: 'Green's Blues'.)

JAPONICA

There are a few *japonica* cultivars that have pretty lovely flowers with tones that hint of blue. Several have lavender hues that are very attractive. C.M. and Lillian Gordy of Ocala, Florida introduced 'Blue Ridge Sunset' in 2005. The medium to large flower is bright lavender pink with a darker lavender center. This dense, upright growing camellia was propagated and distributed by Erinon Nurseries, Plymouth, Florida. Since Erinon has closed, the plant is



Figure 4: 'Blue Ridge Sunset'. *Photo by Gene Phillips*

now propagated and distributed by Loch Laurel Nursery, Valdosta, Georgia. (Figure 4: 'Blue Ridge Sunset'.)

'Princess Lavender' has a large semidouble unusual lavender rose to lavender flower. It blooms in midseason on a vigorous plant. The variegated form is very pretty with white markings punctuating the lavender pink. It was introduced by Wilkinson in 1950 and is propagated at Nuccio's Nurseries, in Altadena, California. (Figure 5: 'Princess Lavender'.)

'Grape Soda' has a small to medium single flower with an unusual lavender to lavender red color that reminds us of being young and relaxing with a tasty grape soda. In Boston we called all these drinks "tonic", so it would have been "grape tonic." There are regional names for many common foods, products and plants. We are all inundated with national ads for submarine sandwiches, but in Philadelphia this sandwich is a "hoagie." 'Grape Soda' is a Nuccio's introduction that blooms mid to late season on a medium upright plant. (Figure 6: 'Grape Soda'.)

The *japonica* with the bluest tones is 'Roosevelt Blues' ('Frankie



Figure 5: 'Princess Lavender'.

Bray'). The flowers are medium semidouble to loose peony with a dark maroonish blue hue. It first bloomed in 1938 as an upright bushy plant. It was introduced by Robert O. Rubel Jr., Longview Nursery, Crichton, Alabama. He was anti-Roosevelt and the New Deal. He used this cultivar in a personal campaign against the reelection of Roosevelt to a fourth term as President. However, Franklin Delano Roosevelt (FDR) was reelected. He is the only president elected to more than two four-year terms. When historians rank American Presidents, FDR is most often ranked third behind Lincoln and Washington. Scions are available at Bob Wines Camellia Garden for those interested in this cultivar.



Figure 7: 'Roosevelt Blues Variegated'.

Photo by Matt Hunter

The variegated form of this older camellia is very beautiful with white blotches contrasting with the purplish maroon. These cultivars can be found in older gardens and parks especially in the South. (Figure 7: 'Roosevelt Blues Variegated'.)

The oldest example of a dark purple red is the small to medium flower of 'William Penn' which is variegated with white markings. It rarely is seen today as it was introduced in 1854 by Ritchie and Dick from Philadelphia, Pennsylvania to commemorate William Penn (October 14, 1644 - July 30, 1718). He was the founder of



Figure 6: 'Grape Soda'.

Photo by Camille Bielby

the Pennsylvania Province, the English North American colony that eventually became the Commonwealth of Pennsylvania. This famous Quaker was an early champion of democracy and religious freedom who directed the planning and development of the city of Philadelphia. (Figure 8: 'William Penn'.)



Figure 8: 'William Penn'.

Photo by Randolph Maphis

HYBRIDS

Saluenensis hybrid 'Bluebird' has a deep bluish pink medium semidouble flower borne on an open upright plant with mid-green foliage in midseason. It was originated by Mrs. Ida Berg, Whakatane, New Zealand. It is a lovely flower that has been widely distributed. (Figure 9: 'Bluebird'.)

'Little Lavender' was originated by McCaskill Gardens, Pasadena, California. The lavender pink miniature to small anemone form is very pretty. It blooms midseason on a vigorous compact upright plant. (Figure 10: 'Little Lavender'.)

Ozzie Blumhardt of Whangarei, New Zealand introduced 'Lavender Swirl' in 1998. This *nonreticulata* hybrid has a soft lavender pink large to very large formal double flower. The bloom is most impressive when very large and in a spiral form. There are many wonderful bright and clear pink small and medium hybrid blooms so we are delighted to see large and very large flowers particularly



Figure 9: 'Bluebird'.



Figure 10: 'Little Lavender'.

in unusual color tones like 'Lavender Swirl'. Nuccio's Nurseries continues to propagate the above hybrids for those of you who wish to add lovely blue toned flowers to your winter garden. (Figure 11: 'Lavender Swirl'.)

Reticulata hybrid 'Fiesta Grande' has a medium semidouble to loose peony light lavender pink flower. It was produced by Meyer Piet and Lee Gaeta in 1986 by crossing a *japonica* with *reticulata* 'Flower Girl'. The variegated form is very attractive with the white markings contrasting nicely with the lavender pink. It makes an attractive landscape plant that shows off a unique flower color for a *reticulata* hybrid camellia. (Figure 12: 'Fiesta Grande Variegated'.)



Figure 12: 'Fiesta Grande Variegated' in full bloom.



Figure 11: 'Lavender Swirl'.

CONCLUSION

While we still wait for a bright clear blue camellia flowers, we can enjoy lavender pink, bluish pink, violet blue pink and dark maroon with purple toned blooms. In a book written in Japanese, *Camellias of Japan*, there are photos of a small brownish camellia, 'Chocolate Ball', and an almost black camellia, 'Black Bird', but no blue cultivars. If you must have a blue camellia, pick several lovely white camellias and place dark blue food coloring in the water, and as if by magic blue markings form on the petals. (Figure 13: Blue camellia using food coloring.)



Figure 13: Blue camellia created with food coloring.

Remembering Our Past: Edward Avery McIlhenny
**“Mr. Ned” a lover
of camellias
and birds**

*Article & Photos
By Bradford King*

Edward Avery “Mr. Ned” McIlhenny was born in 1872 on Avery Island, a high spot of three thousand acres in Louisiana. He was the second son of Edmund McIlhenny who invented Tabasco Sauce.

As a boy growing up on Avery Island, Edward acquired a love for nature. He attended Lehigh University in Pennsylvania and went on Artic expeditions in 1894 and 1897 before returning in 1898 to Avery Island where he created a 170-acre botanical garden and bird sanctuary called Jungle Gardens. Azaleas, papyri, camellias and other exotic botanical treasures were planted.

In the early 1900’s he moved mature camellia trees from local towns and plantations to Avery Island to serve as the central feature of the camellia collection. This is illustrated by ‘Vedrine’ which was propagated from an old unlabeled specimen at Vidrine, Louisiana and named by Mrs. Mary Swords Debaillon. It was introduced in 1935 by McIlhenny. The bright red medium to large anemone to loose peony flower is eye catching. (Figure 1: ‘Vedrine’.)

From 1929 through 1938 McIlhenny imported thousands of camellias from nurseries in England, Germany, Holland, France and Japan. A list of his importations can be found in the *1950 Camellia Yearbook*.

The Japanese *C. sasanquas* he brought to America are noteworthy. One that continues to be very popular is ‘Showa-no-sakae’ (Glory of the Showa Era). It has a soft pink flower with occasional white marbling and a musky fragrance. It is small to medium in size and its form is semidouble to rose form double. It blooms early season. It makes a good ground cover or landscape plant as it is a vigorous low growing compact plant. It was first imported by McIlhenny from Japan in 1935. (Figure 2: ‘Showa-no-sakae’.)

The importations from Europe were the best *japonica*



Figure 1: ‘Vedrine’, a 1935 cultivar on Avery Island.

cultivars that could be located. This included ‘C.M. Hovey’, ‘Marchioness of Exeter’, ‘Nobilissima’, ‘St. André’ and ‘Comte de Nesselrode’ among many others. Edward is credited with introducing ‘Comte de Nesselrode’ to America in 1937. This cultivar dates back to 1872 in Europe and is named for a Russian diplomat. Comte or Count in English is a rank in several European nobilities. The camellia has a large pink flower tipped and edged in white. (Figure 3: ‘Comte de Nesselrode’.) He is also credited with being the first to introduce the bright red medium semidouble flower of ‘St. André’ to the States. (Figure 4: ‘St. André’.) While not necessarily the first to introduce all the cultivars he imported, he propagated and placed them on the market when sufficient stock was available. This was an invaluable help to other camellia collectors and helped stimulate camellia popularity in America. (Figure 5: ‘Marchioness of Exeter’, and Figure 6: ‘C.M. Hovey’.)

McIlhenny also grew thousands of camellia seedlings every year for 40 years enabling him to introduce many new cultivars most of which are no longer frequently seen or propagated. However, The Huntington Botanical Garden collection includes ‘Nina Avery’ and ‘Virgin’s Blush’. ‘Nina Avery’ has a lovely medium semidouble to loose peony white flower washed rose pink introduced in 1949. (Figure 7: ‘Nina Avery’.)

The beautiful *japonica* cultivar ‘Virgin’s Blush’ which first bloomed in November 1944 has a medium semidouble to peony white flower with a light pink tint. It can still be found for sale on the internet. (Figure 8: ‘Virgin’s Blush’.)

The camellia sometimes known as ‘Avery Island’ or ‘Kate Smith’ is actually ‘Mathotiana Supreme Variegat-



Edward McIlhenny

ed'. This very beautiful camellia was grown and propagated on Avery Island in Jungle Gardens, thus accounting for one of its popular unofficial nomenclature names. (Figure 9: 'Mathotiana Supreme Variegated', also known as 'Avery Island'.)

In addition to collecting and propagating plants, "Mr. Ned" as he was affectionately known, founded a bird colony in the 1890's now called Bird City. After plume hunters slaughtered egrets by the thousands for feathers to make fashionable ladies' hats, Mr. Ned gathered up eight young egrets, raised them in captivity on the Island, and released them in the fall to migrate across the Gulf of Mexico. The following spring, the birds returned to the Island with others of their species. This migration continues to this day, as thousands of snowy white egrets and other water birds return to Bird City. This vast, protected rookery owes its existence to Mr. Ned.

When Edward McIlhenny died in 1949, he was well known as a combination of scientist, naturalist and showman. This vital and intelligent man had enhanced the Tabasco factory business, created Jungle Gardens and the Bird Sanctuary that continue to this day.



Figure 2: 'Showa-no-sakae'.



Figure 3: 'Comte de Nesselrode'.



Figure 4: 'St. André'.



Figure 5: 'Marchioness of Exeter'.



Figure 6: 'C.M. Hovey'.



Figure 7: 'Nina Avery'.



Figure 8: 'Virgin's Blush'.




Figure 9: 'Mathotiana Supreme Variegated' or 'Avery Island'. Photo by Randolph Maphis



Figure 1: 'Miss Santa Clara'. Photo by Randolph Maphis



Figure 2: 'Miss Tulare'. Photo by Bradford King

CAMELLIA MISSES: BEAUTY AND MORE BEAUTY

BY BRADFORD KING

Camellias are frequently named for loved ones, especially women. Primarily this is because most camellia hybridizers are male and camellia flowers are beautiful and lovable like their wives, daughters and granddaughters. There are a number of camellias named to honor cities, a state and two beauty pageants.

Camellia reticulata

Four *C. reticulata* camellias are named for the cities of Dallas, Houston, Santa Clara and Tulare.

The city of Dallas, Texas was founded in 1841 and is now the ninth most highly populated city in the United States. The city's prominence arose from its historical importance as a center for the oil and cotton industries, and its position along numerous railroad lines. The noted camellia hybridizer, Frank Pursel from Northern California honored the city when he named a large to very large pink *reticulata* semidouble camellia '**Miss Dallas**'. He also named another large to very large pink semidouble *reticulata* '**Miss Houston**'. Randolph Maphis has this camellia and reports it is slow growing and his plant has never bloomed. The city of Houston, Texas is the fourth most populous city in the United States and the most populous in Texas. Houston was founded in 1836 and was named after former General Sam Houston, who was president of the Republic of Texas. He commanded and won the Battle of San Jacinto. Houston became the home of NASA's Johnson Space Center where the

Mission Control Center is located.

Santa Clara is a family oriented and business friendly city in the heart of Silicon Valley. The city is located in Santa Clara County at the southern tip of San Francisco Bay, which is about 45 miles south of San Francisco. "The Mission City," as Santa Clara is known, was founded in 1852. It is the home of the beautiful campus of Santa Clara University, California's oldest institution of higher education. In 1980 Matt Talia named a large to very large semidouble *reticulata* for his hometown. '**Miss Santa Clara**' has a pink flower tinged with lavender, clearly a feminine bloom.

Unfortunately, we do not encounter these *reticulata* camellias at camellia shows and I haven't seen them in Descanso Gardens, The Huntington or in private gardens here in Southern California. We can only hope that they are still growing in the cities they honor. (Figure 1: 'Miss Santa Clara'.)

The one popular *C. reticulata* we see regularly is the very beautiful, bright red large to very large full peony to rose form double '**Miss Tulare**'. There are not many formal double *reticulata* flowers or rose form doubles which is one reason this camellia is highly valued. It certainly is eye catching when the bright red flower is in top form. It is especially beautiful when it holds its bud center. M.W. Abramson introduced this cultivar in 1975 to honor the city and the women chosen each year to be Miss Tulare in the Tulare County pageant. The small city of Tulare, California has about 60,000 people located in the heart of the Central Valley, eight miles south of Visalia. The city is named for the currently dry Tulare Lake, once the largest fresh water

lake west of the Great Lakes. The expression “out in the tules (toolies)”, referring to the tule rush plant that lined the lake shore, is still common in the dialect of old Californian families and means “beyond far away.” (Figure 2: ‘Miss Tulare’.)

Miss America and Miss Universe

Two *C. japonica* camellias are named for the most famous beauty pageants, Miss America and Miss Universe. The Miss America pageant is a long-standing competition which awards scholarships to beautiful, talented and bright young women from the 50 states, Washington D.C., Puerto Rico and the U.S. Virgin Islands. The winner of the pageant is awarded the title of Miss America for one year. The camellia ‘**Miss America**’ has a large semidouble rose pink flower with occasional intermixed stamens and petaloids. ‘**Miss Universe**’ has a medium to large white peony bloom that may show a green tint before it fully opens. It was introduced by August Kramer of Kramer Brothers Nursery in Upland, California. (Figure 3: ‘Miss Universe’.)

Miss Universe is an annual international beauty contest that is run by the Miss Universe Organization. The contest was founded in 1952 by California clothing company Pacific Mills. The pageant is currently owned by Donald Trump.

California

There are four *C. japonicas* named for cities in California. They are ‘**Miss Anaheim**’ introduced in 1961 by McCaskill Nursery which has a soft pink medium semidouble to loose peony flower. The city of Anaheim is most famous for being the home of Disneyland. The American Camellia Society Convention and Camellia Show were held at Disneyland Hotel in Anaheim, February 1961. The host was the Los Angeles Camellia Council with Reg Ragland as President. The Saturday camellia show was estimated to have over 10,000 attendees. Nuccio’s introduced ‘Disneyland’ a very large rose pink semidouble, and Vern McCaskill introduced ‘Waltz Dream’, a large semidouble orchid rose hybrid, and ‘Miss Anaheim’ as part of the festivities.

‘**Miss Bakersfield**’ has a large bright red loose peony flower seen at The Kern County Camellia show where Bakersfield is located. The city is 100 miles north of Los Angeles and is noted for oil production and agricultural and dairy farms. (Figure 4: ‘Miss Bakersfield’.)

Hollywood is known throughout the world as the historical center of the film industry with movie studios and celebrities. The word Hollywood is frequently used to mean the American cinema even though much of the film industry has moved to West LA and Burbank, California. Hollywood is actually a district in Los Angeles and doesn’t have its own municipal government. The famous Hollywood Walk of Fame consists of more than 2,400 five-pointed terrazzo and brass stars embedded in the sidewalks along 15 blocks of Hollywood.

The camellia ‘**Miss Hollywood**’ has a light pink speckled with darker pink medium formal double blossom. She is like one of the early Hollywood Walk of Fame stars in that she is not seen today but her name has a place in the *Camellia Nomenclature*.



Figure 3: ‘Miss Universe’.

Photo by Bradford King



Figure 4: ‘Miss Bakersfield’.



Figure 5: ‘Miss Pasadena’.

Photos by Bradford King

Pasadena is most famous for the Tournament of Roses and the Rose Parade held on New Year’s Day. However it is also home to California Institute of Technology and the Norton Simon Museum. The Pasadena area was home to over 35 camellia specialty nurseries in the 1920’s until the mid 1980’s. Today Nuccio’s Nursery in nearby Altadena is the only survivor of the population boon and the rising need for land for homes and business.

‘**Miss Pasadena**’ was imported from Japan by Mr. F.M. Uyematsu, the owner of Star Nursery, as an unnamed cultivar. It has a large anemone clear pink flower. (Figure 5: ‘Miss Pasadena’.)

Sacramento is the capital of California and has a long standing attachment to camellias. The flower has been a Trademark of the city since early statehood. The discovery of gold in Coloma in 1848 was indirectly responsible for camellias arriving in Northern California. Camellias made their debut in Sacramento during the Gold Rush when a local seed store owner brought the first seeds from Boston in 1852. ‘**Miss Sacramento**’ has a large scarlet single flower with rounded velvety petals.

Mississippi

Biloxi, Mississippi, the playground of the South, is the hometown of many famous people such as actress Jessica Alba, song writer Jimmy Buffett, boxer Hector Camacho, actor Gary Collins, and Jefferson Davis, who was a U.S. Army General and West Point graduate, U.S. Secretary of War and the only president of the Confederate States of America. This lovely small city has been the setting for nu-



Figure 6: 'Miss Biloxi'.

Photo by Jim Pruckler

flower introduced in 1957 by R.H. Brodie. (Figure 6: 'Miss Biloxi'.)

South Carolina

South Carolina has '**Miss Aiken**', a large semidouble light pink flower; '**Miss Clemson**', a small cherry red formal double flower; and '**Miss Charleston**', a medium to large deep red semidouble with a high center that can also be a formal double bloom. The variegated 'Miss Charleston' is a very popular and successful camellia show winner especially when it is a formal double. The dark red flower with white markings is very beautiful. (Figure 7: 'Miss Charleston Variegated' and 'Miss Charleston Variegated' semidouble.)

The city of Aiken is described on its web site as a quaint community featuring historic homes, beautiful parkways and peaceful pathways with a lively downtown. In the late 19th century and the first part of the 20th century, Aiken served as a winter playground for many of the country's wealthiest families such as the Vanderbilts, Bostwicks, and the Whitneys.

The city of Clemson is intimately linked to Clemson University. The University is a public, coeducational, land-grant and sea-grant research university located in Clemson. It was founded in 1889 and consists of five colleges: Agriculture, Forestry and Life Sciences, Architecture, Arts and Humanities, Business and Behavioral Sciences, Engineering and Science, and Health, Education and Human Development. Clemson University enrolls about 17,000 undergrads and 4,000 graduate students. The flower was introduced in 1970 but is it named for the city or the University?

North Carolina

In North Carolina we find '**Miss Fayetteville**', which has a large pink peony flower. The city is best known as the home of Fort Bragg, a major U.S. Army installation. Fayetteville has received the prestigious All-America City Award from the National Civic League three times.

The Cape Fear Botanical Garden in Fayetteville is a non-profit botanical garden, established in 1989 and dedicated to conserving and displaying plant species and the plant communities of the Cape Fear River basin. The garden contains nature trails, a natural amphitheater, steep ravines with unusual plants, and a varied riparian terrain ranging from pine forest through hardwood hills to river banks. It is one of the gardens on the Camellia Trail well worth visiting.

Georgia

As we move south we find there is a '**Miss Georgia**', which

merous movies (*Biloxi Blues* and *Private Benjamin*) and novels by John Grisham (*The Runaway Jury*, *The Summons*, *The Partner* and *The Last Jury*). The Frank Gehry-designed Georgia O'Keeffe Museum of Art opened in 2010 to acclaim.

'**Miss Biloxi**' has a medium white rose form to peony



Figure 7: 'Miss Charleston Var.' *Photos by Bradford King*



Figure 7:
'Miss Charleston
Var.' semidouble.



Figure 8: 'Miss Savannah'. *Photo by Gene Phillips*



Figure 9: 'Middle
Georgia'.

as a medium single light pink flower edged in white with five petals and petaloids, a **‘Middle Georgia’**, which has a large dark red formal double flower introduced by Dr. Walter Homeyer, a resident of Macon in middle Georgia, and a **‘Miss Savannah’**, which has a large blush semidouble flower with rounded petals that are wavy and upright in the center where they become fluted. Savannah is a grand historic town along-side the Savannah River, which revolves around formal antebellum architecture and low country swamps and mammoth live oak trees tangled with Spanish moss. A Savannah web site states, “With its gorgeous mansions, cotton warehouses and Colonial public buildings, Savannah preserves its past with pride, grace and a slight smirk.... Savannah revels in being the bad girl – the town has been described as ‘a beautiful lady with a dirty face’....Savannah loves its sinful pleasures, be they cheese grits, cocktails, or the bump and grind of partying local students.” We may scratch our heads when the “bad boy” gets the popular girl and criticize the bad girl while secretly enjoying her pluck as long as she isn’t our daughter or granddaughter. (Figure 8: ‘Miss Savannah’ and Figure 9: ‘Middle Georgia’.)

Alabama

It surprised me that there is no ‘Miss Alabama’ camellia. The camellia is the state flower. Miss Alabama has consistently been a top contestant in the Miss America pageant. In fact Alabama has won three Miss America titles: Deidre Downs in 2005, Heather Whitestone, the first deaf woman to win the Miss America crown, in 1994, and Yolande Betbeze in 1951. Betbeze is well known as the Miss America who refused to pose in a swim suit, causing swim suit sponsors Catalina to pull out and start the Miss USA pageant.

Florida

Florida has three cities honored by camellia names. **‘Miss Fort Walton Beach’** has a medium rose pink rose form double to formal double flower that is said to be cold hardy; **‘Miss Lakeland’** has a miniature rose from double to formal double pink flower with red stripes; and **‘Miss Orlando’** has a medium blush pink formal double with incurved petals. Fort Walton Beach is the heart of the emerald coast. It is a family oriented community with strong ties to the military -- Eglin Air Force Base and Hurlburt Field. (Figure 10: ‘Miss Fort Walton Beach’ and Figure 11: ‘Miss Lakeland’.)

Lakeland is midway between Tampa and Orlando and is named for the dominate feature -- its 38 named lakes; consequently much of the culture revolves around these lakes. Swans are one of the most visible features on the lakes. The first swans appeared around 1923 but by 1954 they were eradicated by alligators and pets. A Lakeland resident who mourned the passing of the swans wrote to Queen Elizabeth. The royal family allowed the capture of two of the royal swans. Today the



Figure 10: ‘Miss Fort Walton Beach’. Photo by John Grimm




**Figure 11:
‘Miss Lakeland’.**
Photo by Jim Pruckler

swans now on the lakes of Lakeland are the descendants of the royal swans sent by the queen. (Figure 12: Swan.)

Orlando is nicknamed “The City Beautiful” and its symbol is the fountain at Lake Eola. The city is also sometimes nicknamed “The Theme Park Capital of the World”, as it is best known for the Walt Disney World Resort southwest of downtown Orlando in Lake Buena Vista. Founded by the Walt Disney Company in 1971, the Universal Orlando Resort consists of two parks, Universal Studios Florida and Islands of Adventure, as well as other attractions, including City Walk, SeaWorld, Gatorland, and Wet ‘N Wild Water Park. The city’s famous attractions form the backbone of Orlando’s tourism industry, making the city one of the most visited in America. In addition, those who love camellias will want to visit the Harry P. Leu Gardens. The gardens contain about 50 acres of landscaped grounds and lakes, with meandering trails shaded by 200-year-old oaks and forest of camellias. The Leu Gardens were started by Mr. and Mrs. Harry P. Leu who traveled all over the world bringing back many exotic plants and 240 camellia cultivars.

Conclusion

As we tour the camellia areas of America we discover a number of lovely camellias named for cities, the state of Georgia and Miss America and Miss Universe pageants. Some of the cultivars are widely grown and appreciated. We wonder if the others are still grown in the cities they honor. None of the city web sites have any mention of the camellias named for them. If you live in one of these camellia cities, why not locate the cultivar, propagate a few and plant them for fellow residents to enjoy. Wouldn’t this make an interesting and worthwhile community project for the local garden club or camellia society?



**Figure 12:
A royal (mute) swan.**



Figure 1: 'Clark Hubbs'.



Figure 2: 'Hawaii'. Photo by Gene Phillips



Figure 3: 'Kona'.



Figure 4: 'Raspberry Ice'.

Edgy Camellias

*Fringed, twisted, curled,
crinkled, wavy,
ruffled, pointed,
incurved or notched*

Article & Photos by Bradford King

I looked up “edgy fashion” on the Internet to get a sense of what it means. Very interesting! There is no real definition. There are lists of edgy brands, descriptions of clothing for men “tight slim black jeans” and the “trashy look” for women. And this description: “Ensure your attire implies you are powerful, intelligent and with animal magnetism! Discover what the **brand** names you wear project onto your personality.” Sounds like marketing strategies targeting people younger than those seen at Camellia Society meetings. In addition, no English teacher would allow such rhetoric to stand as a definition without using a red pen to make corrections and suggestions. A logic professor might say it was very picturesque language but totally circular reasoning.

What is an Edgy Camellia? It is a camellia flower that has petal edges that are fringed or petal shapes that are twisted, curled, crinkled, wavy, ruffled, pointed, incurved or notched.

FIMBRIATED PETALS

The vast majority of camellia blooms have smooth petal edges; however, there are also some with fringed petal edges. ‘Clark Hubbs’ may have faded in popularity but has a large impressive peony, brilliant dark red flower with the fringed saw toothed petal edges we know as fimbriated. The plant is described as growing upright and vigorously, but not for me. The plant slowly diminished over a number of years and expired. In addition Dr. Clark Hubbs’ son, who lives near Descanso Gardens in Southern California, consulted me because his plant was not doing well. However, it is a cultivar that deserves to be preserved. It may not win

any more in a camellia show, but the flower is striking when it is shown, usually by a grower who has good camellias from the 1960's and 1970's. This cultivar is of unknown parentage and was originated by Milo Rowell of Fresno, California who named it for Dr. Hubbs of Glendale, California. It won the Southern California Camellia Society Margarete Hertrich Award in 1966. (Figure 1: 'Clark Hubbs'.)

The better known fimbriated cultivars are sports of camellias that are widely distributed. 'C.M. Wilson' has a lovely light pink large to very large anemone flower which mutated giving us 'Elegans Splendor', a large pink anemone flower with serrated edges, and 'Hawaii', which has a medium to large pale pink peony flower with fimbriated petals. This sport itself mutated, producing 'Kona', a white flower with an unusual green bud that opens white with a greenish tint. It, too, has fimbriated petals. When 'Mathotiana' sported a red flower with fimbriated petals it was registered as 'Flowerwood' in 1950 by Toichi Domoto of Haywood California. When an 'Alba Plena' mutated fringed petals, this sport was simply named 'Fimbriata'. Not many camellias have raspberry colored markings, so when Monrovia Nursery caught a sport from 'Cinderella' with a medium light rose pink flower and wide white petal edges with streaks of raspberry on each of its fringed petals, they called it 'Raspberry Ice'. (Figure 2: 'Hawaii', Figure 3: 'Kona', and Figure 4: 'Raspberry Ice'.)

Another older cultivar that has produced a fimbriated petal sport is 'Donckelarii', a large red with white markings and fimbriated petals. It originated in China and was grown in Belgium as early as 1834. Its sport, 'Ville de Nantes', was discovered in France in 1910. The flower has a medium to large dark red bloom with white markings with fimbriated petals. When this cultivar mutated to a medium to large peony to rose form double flower with a dark red and white bloom, it was named 'Lady Kay' in 1949 by A. Cardozo from Palo Alto, California. This flower, however, is reported to only have fimbriated petals occasionally which make me wonder about the underlying genetics of petal edges. The other examples discussed above are flower mutations (genetic changes in cells) that reliably result in fimbriated petals. (Figure 5: 'Ville de Nantes' and Figure 6: 'Lady Kay'.)



Figure 5: 'Ville de Nantes'. Photo by Harold Klick



Figure 6: 'Lady Kay'.



Figure 7: 'Hugh Evans' and praying mantis.

TWISTED PETALS

In general, twisted flower petals are seen on poorly formed camellias flowers due to damage by wind, insects or a bud crowded by other buds or leaves that inhibit the flower from unfurling naturally. There are a few cultivars that naturally have twisted petals that make an interesting and different looking flower. Twisted petals are not found often on *C. japonica* flowers.

One example is 'Casilda', which has a medium fluted single salmon pink flower with twisted petals. We do see twisted petals on a few *C. sasanqua* varieties. This is illustrated by the profuse pink single flowers of 'Hugh Evans' and the large pink semidouble fragrant flower 'Bert Jones.' (Figure 7: 'Hugh Evans' and a praying mantis, and Figure 8: 'Bert Jones'.)

CURLED PETALS

'Erin Farmer' has a white washed flower shaded orchid pink large semidouble to peony flower with twisted curled petals. It was originated by Mr. and Mrs. H.E. Ashby of Charleston, South Carolina in 1956 and was very popular but has not been seen recently in camellia shows. (Figure 9: 'Erin Farmer'.)



Figure 8: 'Bert Jones'.



Figure 9: 'Erin Farmer'.

We do see 'Fashionata' which has a lovely apricot pink large semidouble flower with curled and creped outer petals. It is a sport of 'Faith' caught by F.D. Everette from Mobile, Alabama. A 20-foot tree in full bloom at the Huntington Botanical Gardens is an impressive sight. (Figure 10: 'Fashionata' tree in bloom and a close view of the 'Fashionata' flower.)

CRINKLED AND CREPED PETALS

Some camellia petals are described as crinkled which is the definition of creped. Besides 'Fashionata', described above as having outer creped petals, there are *japonica* and *reticulata* flowers with crinkled petals. A good example of a *japonica* is 'Holly Bright' which has both crinkled flowers and foliage. This makes it an interesting and unusual camellia. The flower is a large semidouble glossy salmon red. Since the unique leaves look like holly foliage its name is fitting.

Two examples of *C. reticulata* hybrids with crinkled petals are 'Bravo', which has a large to very large semidouble scarlet red flower toned lighter in the center, and 'Royalty', which has a very large semidouble bright pink flower that gets deeper in the center. (Figure 11: 'Holly Bright', Figure 12: 'Bravo', and Figure 13: 'Royalty'.)

WAVY OR RUFFLED PETALS

Wavy and ruffled are synonyms and the opposite of smooth but with different connotations. Wavy is more elongated like ocean waves and ruffled more tightly like gathered material on the sleeves or hem of a gown. They make for interesting and attractive camellia flowers.

WAVY

The prototype of a camellia with wavy petals is 'Silver Waves'

which has a very large white semidouble flower with undulating petals, hence its name. (Figure 14: 'Silver Waves'.) One 2012 introduction is 'Nuccio's Bella Rossa Crinkled' which is a leaf and flower sport of 'Nuccio's Bella Rossa'. It has the same color bloom as the parent (red), but is reduced in size to medium, with very wavy petals and crinkled irregular leaves, green in the center with a yellow green margin in a 'Benten' type variegation. In this case it is the foliage that provides the name of the plant, not the flower. (Figure 15: 'Nuccio's Bella Rossa Crinkled'.)

'Francie L' and 'Francie L Variegated' are *reticulata* cultivars that have wavy rose pink petals with the variegated form having white markings. It was a pleasant surprise to see them in bloom in Australia and New Zealand late in their season when it is our fall and their spring. This cultivar has been widely grown throughout the camellia world. (Figure 16: 'Francie L Variegated'.)

There are also *C. sasanqua* cultivars with wavy undulating petals which add to the beauty of these evergreen sun loving landscape plants. One beauty is 'Old Glory', a single to semidouble medium, deep rose pink flower with a white border and wavy petals. (Figure 17: 'Old Glory'.)

RUFFLED

Three examples of camellias with ruffled petals come to mind. First, is 'Hilda Jamison', which has a large semidouble deep pink flower that shades to white at its base with ruffled petals. It was bred by Hilda Jamison, its namesake, in her garden in the suburbs of Sidney, Australia.

Second is 'Feathery Touch', a sport of 'Frizzle White' which has a large semidouble white flower with wavy crinkled petals. 'Feathery Touch' has a white flower with a touch of blush in the flower's



Figure 11: 'Holly Bright'.



Figure 12: 'Bravo'.



Figure 13: 'Royalty'.

center and on the back of the highly ruffled petals. (Figure 18: 'Feathery Touch'.)

Third are 'Egao Corkscrew' and 'Shibori-Egao Corkscrew', sports from *C. vernalis* 'Egao'. They have a ziz-zag growth habit which lends itself to bonsai, and semidouble to loose peony pink flowers with ruffled petals. 'Shibori-Egao Corkscrew' is the variegated form and thus has a pink flower with beautiful white mottling. (Figure 19: 'Egao Corkscrew' and Figure 20: 'Shibori-Egao Corkscrew'.)

CURVED PETALS

The best popular camellia with curved petals is 'Lucky Star' which has an unusual and very attractive shape with offset rows of narrow, upward curved petals which give it a sharp appearance. The flower is a rich orchid pink semidouble. It is a *saluenensis* hybrid introduced by Nuccio's Nurseries in 1995. (Figure 21: 'Lucky Star'.)

INCURVED PETALS

When a formal double flower has incurved petals it is special. One white *japonica* cultivar with this feature is 'Satsuma'. There are three beautiful hybrid cultivars that have this striking petal style. They are 'Dream Boat', which has a medium to large bright orchid pink flower; 'Joe Nuccio', which has a medium orchid pink with deeper pink tones on the petal tips, and 'Water Lily', which has a light lavender pink medium flower. (Figure 22: 'Water Lily' and 'Joe Nuccio' and Figure 23: 'Dream Boat Variegated'.)

POINTED PETALS

There are a number of camellias with pointed petals. The very beautiful 'Pink Dahlia' has a miniature to small formal double flower with pointed petals that resembles a typical dahlia. This *saluenensis* hybrid was introduced by Kraemer Brothers in 1980. While this is one of their last introductions before going out of business in 1986, it is a camellia with lasting appeal due to its color and form. (Figure 24: 'Pink Dahlia'.)

'Shooting Star' is a *rusticana* subspecies of *C. japonica* with a medium semidouble white flower with pointed petals. It is bred and propagated by Nuccio's. The *rusticana* or snow camellias originally came from the colder higher elevations of Japan where they survive insulated by snow cover. They are noted for profusely blooming on bushy compact plants. (Figure 25: 'Shooting Star'.)

NOTCHED PETALS

The petal edge is smooth with a distinctive notch in every petal of 'Nicky Crisp', a characteristic that helps identify this beautiful *non-reticulata* hybrid. The flower is a medium to large light orchid pink with pale yellow at the base of the petals. (Figure 26: 'Nicky Crisp'.)




Figure 10: 'Fashionata' tree and close view of the blossom.



The presence of consistent notched petals is also found on 'Yume', a small single pink flower with genetic white markings. At times the petals will alternate pink and white, a unique feature of this 'Shishigashira' cross with *C. yuhsienensis*. The notched petals are also a genetic trait that can be inherited by 'Yume' seedlings. Gene Phillips has reported in the Southern California Camellia Society "Camellia Review" 2012 Vol. 73 #2 his success with open crossed seedlings with 'Yume' as the seed parent. Four lovely, named but not yet registered, seedlings are shown in the "Camellia Review", all with



Figure 14: 'Silver Waves'.



Figure 15: 'Nuccio's Bella Rossa Crinkled'.



Figure 16: 'Francie L Variegated'.



Figure 17: 'Old Glory'.



Figure 18: 'Feathery Touch'.



Figure 19: 'Egao Corkscrew'.



Figure 20: 'Shirbori-Egao Corkscrew'.



Figure 21: 'Lucky Star'.



Figure 22: Incurved petals of 'Water Lily', left, with two 'Joe Nuccios'.



Figure 23: 'Dream Boat Variegated'.



Figure 24: 'Pink Dahlia'.



Figure 25: 'Shooting Star'.



Figure 26: 'Nicky Crisp'.

notched petals. The flower forms vary from single to loose peony to formal double with colors from pink and white to lavender pink striped. (Figure 27: 'Yume'.)

CONCLUSION

The biological reason plants have flowers is to reproduce. The main flower parts are the calix and sepal which hold the flower bud, the reproductive organs (stamens, stigma and ovaries), and petals to attract pollinators. The original reason humans wore clothing was to survive the environment (weather, insects, terrain, etc.). Wow, people and camellias have adapted way beyond survival and reproduction in how they dress. The fashion industry is huge with one trend known as "edgy". The camellia enthusiast is most interested in the colors, shape and arrangement of the petals which make up the camellia forms. Petal edges and shapes have been discussed to help identify and distinguish among cultivars. And because they make beautiful and interesting flower variations that we treasure in the garden.



Figure 27: 'Yume'.



Spotlight: *Camellia japonica* ‘Magic City’

Recently I had the good fortune to review hundreds of camellia photos from the American Camellia Slide conversion program which included images taken by Jim Pruckler, Lou Bryant and Randolph Maphis. There were many beautiful camellia pictures, some of well-known cultivars and many more I had never heard of, much less seen.

Since there are over 4,000 cultivars listed in the 2014 *Camellia Nomenclature* and as many as 30,000 in the *International Register*, it is no surprise to be exposed to camellias that one has not had the privilege of seeing. There were a few images that really caught my eye. It seems to me when there is an outstanding picture taken of a gorgeous flower; it needs to be shared with others; therefore the spotlight shines on Randolph Maphis’ photo of

‘Magic City’.


This *C. japonica* was introduced in 1965 by Dr. R.T. Cale of Hueytown, Alabama. This peony form, chance seedling was first seen in bloom in 1961. The flower is fire truck red with yellow anthers, white filaments and lovely moiré white variegation. Moiré variegation (like water marked paper) is highly valued. The plant blooms in midseason on a vigorous open upright plant.

‘Magic City’ won the coveted American Camellia Society Illges Japonica Seedling Award in 1989.


The name reminds me of a city at night with twinkling lights or a dark red sunset with stars forming as night falls. There is indeed something magical about this flower. Thank you, Randolph, for this wonderful image. – **Bradford King**

Photo by Randolph Maphis

Beautiful



Sunsets (above) and sunrises (below) on Santa Rosa Island were glorious.



The Pensacola Camellia Club welcomed the American Camellia Society's National Convention and Camellia Show December 11 – 14, 2013. It was a blast for all who attended. The Pensacola Camellia Club was established in 1937 in the lovely city of Pensacola which claims to have the oldest settlement in America established in 1559. The fusion of Spanish, French and English settlers provides a rich cultural ancestry. The city was named after the Panzacola Indians, a tribe that lived near the bay when the Spanish arrived.

Where have you ever stayed that looking from the same window you can see a beautiful sunrise in the east and 12 hours later look west to see the sunset? And beautiful white sandy beaches stretching for miles and miles.....

Camellias registered from Pensacola

Since 1940 over 125 new camellia cultivars have been registered from the Pensacola area. The University of West Florida (UWF) has a wonderful Camellia Garden that specializes in growing these introductions. The garden was established in 2007 as a collaboration between the UWF Retired Employee Association and the Pensacola Camellia Club. The Club has located 105 cultivars from Pensacola with 17 more to be found. The main focus of the garden is to showcase the Pensacola cultivars but other outstanding

Article & Photos By Bradford King

Pensacola



The Head Table at the National American Camellia Society Show. The Show not only had beautiful blossoms but also beautiful music as attendees were entertained by Baptist Church Harpist Bill Warren and jazz pianist Dr. Norman Vickers.



Figure 1: 'Little Babe' and 'Little Babe Variegated'.



Figure 2: 'Campari White'.

camellia varieties have been included in the collection. It is a pleasure to share some of the beautiful Pensacola registered camellias with you.

'Little Babe' and 'Little Babe Variegated' are very popular and have been widely distributed throughout the camellia growing states. This small dark red rose form double to formal double was registered by William M. Harrison in 1974. This flower is capable of winning camellia show points and makes a great landscape plant as it is a vigorous compact grower. (Figure 1: 'Little Babe' and 'Little Babe Variegated'.) Two wonderful sports of 'Elegans' are well known in the Camellia World that began in Pensacola. 'C. M. Wilson' has a large to very large anemone light pink flower and 'Elegans Supreme' has a large to very large rose pink bloom with deep serrations on the petals. Less well known outside of the Pensacola area is the sport of 'Campari', aptly known as 'Campari White', which has a medium formal double flower. (Figure 2: 'Campari White'.)

There are three other Pensacola camellias that also are seen regularly around the country. They are 'Don-Mac', 'Marjorie Magnificent', and 'Princess Lavender'.

'Don-Mac', a dark red medium to large semidouble to loose peony flower, was named by Mrs. Sylvia Donohoo. For many years after World War II, Mr. Rox Cowley and his wife, known to everyone as "Mackey", lived in the East Hill section of Pensacola. In the next block lived Sylvia Donohoo. Mrs. Cowley and Mrs. Donohoo were very good friends and visited each other almost every day. One day when Mrs. Donohoo was visiting Mrs. Cowley they were outside walking around. Mrs. Donohoo spied a small seedling camellia growing under one of the large camellia bushes. She pointed it out to Mrs. Cowley, who told her she was welcome to it if she wanted it. So Mrs. Donohoo dug up the little seedling and replanted it at her house. The seedling thrived, and the rest is

history. The name stands for Sylvia Donohoo and Mackey Cowley. (Figure 3: 'Don-Mac'.)

'Marjorie Magnificent', developed from a seed imported from Japan in 1937, flowered for G. H. Wilkinson of Pensacola in 1944. He named the blossom for his wife. I see this lovely flower early to midseason in the Huntington Botanical Gardens. It has a blush pink medium semidouble to anemone flower. (Figure 4: 'Marjorie Magnificent'.)

'Princess Lavender' was introduced in 1950 by G.H. Wilkinson. The flower is a large lavender pink semidouble. The color tones may vary from lavender pink to deep purple lavender as seen in the photo in Figure 5.

One of the advantages of attending ACS meetings is discovering camellias you haven't seen before. The joy of moving bush to bush to see what was blooming felt like a surprise birthday with unexpected gift after gift. The pale pink flower of 'Laura Cooper' with deeper pink stripes caught my eye. This medium formal double was introduced in 1993 by William Cooper Strout. (Figure 6: 'Laura Cooper'.)

When the research committee for the 2014 *Camellia Nomenclature* reviewed and discussed 'Meme', I had no opinion. I had never seen it, or in fact never knew it existed. This pink *C. reticulata* fades to pale pink in its center. In 1982 Talmadge Edwin Lundy introduced this reticulata cultivar as a large formal double. He regretted listing it as a large but never got around to asking to have the size changed to a medium. Local growers knew it was a medium and petitioned for the size change. It was, therefore, a special treat to see 'Meme' in bloom, both to confirm the size change and to enjoy its very lovely flower. (Figure 7: 'Meme'.)

T.E. Lundy also introduced 'Lady Laura', one of my favorite camellias. It was grown from seed that friends gave to him and named for one of the friends who gave him the seeds.



Figure 3: 'Don-Mac'.



Figure 4: 'Marjorie Magnificent'.



Figure 5: 'Princess Lavender'.

‘LADY LAURA’ — MY FAVORITE CAMELLIA

By Skip Vogelsang

In December 2004, my wife Dianne noticed that the Pensacola Camellia Club was having a show on Sunday. She suggested we stop by after church in hopes of learning how to take better care of the four camellias we had been given by a friend 10 years earlier. And which we had ignored ever since, except for the few weeks they bloomed each year.

We arrived at the gymnasium where the show was held. My expectations were quite low. I was expecting to see a few little old ladies with a couple of card tables and some wilted flowers. Instead, what I saw was beyond belief — an entire gymnasium filled with eight-foot tables, and those tables were filled with camellia blooms. I was mesmerized. I had no idea how many different camellias there were, how many different sizes, shapes and colors. And the Show Chair Roger Vinson informed me there are actually thousands of different camellias while only a few hundred varieties were represented at the show.

When I realized that camellias also were being sold at the show, I immediately began making notes about those I liked. After an hour of concentration and comparison, I knew exactly which camellia I wanted to take home -- ‘Lady Laura’. She was gorgeous, a beautiful bright pink with streaks of darker rose red. Of course, many others were nice, but she was clearly “the one.”

Well, the next step was to go talk to the guy selling the camellias. He very matter-of-factly informed me that he had no ‘Lady Laura’ for sale and had no expectations of having one available anytime soon, period. But as luck, or destiny, or divine intervention would have it, just as I was turning to leave he said, “You see that old guy wearing a hat over there? His name is Doc Lundy and he is the guy who grew the first ‘Lady Laura’, named it and registered it with the American Camellia Society. He is your best shot at acquiring a ‘Lady Laura’.”

What are the chances the guy who developed “the one,” out of thousands, would be just a few steps away from me? Looking back, I’ve decided it was indeed divine



‘Lundy’s Legacy’.

intervention. Just minutes later, I had introduced myself, had a short discussion, and received an invitation to visit his home in Bagdad, Florida. At 87 years of age, Talmadge “Doc” Lundy, PhD, didn’t move as fast as he used to, but I quickly learned that he had a quick wit, a twinkle in his eye, boundless energy, a huge appetite, AND was fiercely independent. He also owned a rather short-tempered ornery streak and a love of camellias. He had forgotten more about camellias than I would ever know.

Over the next two years Doc would teach me how to graft, air layer, gib, and take blooms to a show. Then he would make me drive him to camellia club meetings where I met the rest of the camellia gang. We would spend hours in his camellia garden, going to meals at the local buffet where all the waitresses knew him by name, and listening to some of the funniest stories and one-liners I will ever hear. I learned that ‘Lady Laura’ was developed from a bag of seeds a friend brought to him while visiting from Alabama. And every time I turned around he was digging up a camellia and sending it home with me.

The man had a zest for life, and I was fortunate to know him for a short time. I got to see a side of Doc that few others ever saw. Looking back, I realize that Doc was the grandfather I never had. But I also had to experience the sadness of watching this energetic vibrant man suffer the onset of severe dementia and the loss of his treasured independence prior to his death in 2007. I like to think I made a difference during those sad times because he sure made a profound difference in my life.

So that is my story. The gorgeous ‘Lady Laura’ led me to Doc Lundy, and Doc Lundy instilled in me a love and wonder of camellias. My four camellias have now multiplied into well over 200 varieties (including two ‘Lady Laura’). And in 2009 I was proud to register the last show-worthy seedling which Doc Lundy developed. It was named in his honor — ***‘Lundy’s Legacy’*** which is my second favorite camellia.



Figure 6: 'Laura Cooper'.



Figure 7: 'Meme'.



Figure 8: 'Lady Laura'.

The peony form flower is pink with rose variegation and is beautiful in the garden and at a show. The 2014 *Camellia Nomenclature* Research Committee decided that the most accurate size for her is a medium to large. When gibbed, it is frequently very large. The *Camellia Nomenclature* sizes are based on a naturally grown camellia which is grown outside, not protected or gibbed. (Figure 8: 'Lady Laura'.)

Three outstanding flowers introduced by John M. Davy were seen in the UWF garden and at his home where we had a delectable lunch of fried grouper, mullet, and shrimp with side dishes of potato salad, baked beans and, of course, grits. Love the Southern cooking served at Sara and John's beautiful home on the patio just steps from the camellia garden. (Figure 9: The Davys' patio.)

Meeting other camellia growers and enjoying their gardens are more reasons to attend an ACS convention. John M. Davy's camellias are nestled among pine trees. In 2009 he introduced 'Daddy Mac', a large white peony to anemone with flecks and streaks of dark red, coral pink, light red and light pink. It was named for John's maternal grandfather, John McNair of Pensacola, who was known as Daddy Mac. It was grown by John Davy on his father's property where he grew camellia seedlings. 'Pop's Perfection' is a

small formal double pink bloom with flecks of burgundy to coral pink at the center. It came from William Forest (Pop) Bray's seedling patch located a few miles from John's Dad's home which had been left vacant after Pop's death. John collected scions for propagation and introduced it in 2009. 'Sporting Class' was introduced in 2008. It has a white medium peony flower with flecks, streaks and petals of dark coral pink with light yellow anthers and yellow filaments. John discovered 'Sporting Class' on his last trip to his Dad's place before the property was sold. Since he didn't have a shovel, he cut the plant down and stuck a dozen cuttings at his tree farm. Two years later they bloomed with three different flower colors, which he is watching and evaluating for future registration. Since it mutates new color forms readily he changed the name from 'Last Dance' to 'Sporting Class' which he registered in 2008.

Panhandle growers

After lunch we visited Panhandle Growers owned by John Davy. Sara calls it Dave's forest. Ornamental and shade trees are grown and shipped to landscapers. We watched as live oaks were dug, bagged, and hauled to a holding tank where the trees are held for eight weeks or more while they grow new roots before being



Figure 9: Guests enjoy a seafood buffet at the home of Sara and John Davy in Pensacola.



Figure 10: Preparing to dig.



Figure 11: Digging.



Figure 12: Lifting the tree.



Figure 13: Bagging the tree.

shipped. It was fascinating to see how quickly and efficiently the crew did their work. The supervisor was a knowledgeable neatly dressed woman with tasteful makeup and jewelry who reported that they generally handle 20 trees an hour. (Figures 10-13: Preparing to dig, digging, lifting the tree, and bagging the tree.)

We toured the camellia greenhouses filled with cuttings, stock plants and large potted camellias. We listened to John describe a special approach graft method where large, potted, multiple stemmed mother stock are used. The smaller plant has several stems attached to the larger plant and firmly secured with tape. This produces new flowering plants in one to two years and preserves the original plant. This method is recommended for cultivars in limited supply. (Figure 14: John Davy with approach graft.)

The Pensacola Camellia Show

The Pensacola Camellia show was this year's National American Camellia Society Camellia Show. Nature's beauty continued unabated with some of the largest and most beautiful camellias making it to the show. Most of the camellias were treated with gibberellic acid and entered as grown inside/protected or outside in classes by species and sizes.

ACS SPECIAL AWARDS

This year's ACS award winners were wonderful blooms as can be seen with the accompanying images.

March - May 2014



Figure 14: John Davy holding an approach graft.



Figure 15: 'Edna Bass Variegated'
Arminta C. Cawood Award



Figure 16: 'Purple Swirl'
Frances Shannon Racoff Award



Figure 17: 'Rachel Tarpy'
Evelyn A. Abendroth Award



Figure 18: 'Margaret Davis'
The Australian Camellia Research Society Award

- Arminta Cawood Award - Most Outstanding *Camellia Japonica*: 'Edna Bass Variegated', Skip Vogelsang. (Figure 15: 'Edna Bass Variegated'.)

- Frances Shannon Racoff Memorial Award - Best formal double *Camellia Japonica* 'Purple Swirl', Howard and Mary Rhodes. (Figure 16: 'Purple Swirl'.)

- Evelyn A. Abendroth Award - Best *Camellia Japonica* Rachel Tarpy: 'Rachel Tarpy', Randolph and Mailyn Maphis. (Figure 17: 'Rachel Tarpy'.)

- The Australian Camellia Research Society Award - Best bloom of Australian Origin 'Margaret Davis', Jerry and Carol Selph. (Figure 18: 'Margaret Davis'.)

PENSACOLA AWARDS

- Best Unprotected Bloom - John R. and Jean Comber Memorial Award: 'Hall's Pride Variegated', Chuck and Bev Ritter. (Figure 19: 'Hall's Pride Variegated'.)

- Best Protected Bloom - John Edwards Memorial Award: 'Pete Galli', Walter and Alice Creighton. (Figure 20: 'Pete Galli'.)

- Best White Bloom Protected: 'Melissa Anne', Walter and Alice Creighton. (Figure 21: 'Melissa Anne'.)

- Best White Bloom Unprotected: 'Mary Alice Cox', Chuck and Bev Ritter. (Figure 22: 'Mary Alice Cox'.)

- Best Unprotected Pink Perfection Bloom - Alma Jordan Memorial Award: 'Pink Perfection', Paul Huerkamp.

- Best Unprotected Pensacola Developed Variety Bloom - Richard J. Hooton, Sr. Five Flags Award: 'Sporting Class', John Davy. (Figure 23: 'Sporting Class'.)

- Best Kay Berridge - Kay Berridge Memorial Award (Prize Provided by the Great Fort Walton Beach Camellia Society): 'Kay Berridge', Howard and Mary Rhodes. (Figure 24: 'Kay Berridge'.)

- Best Peggy's Blush - Don and Peggy Applegate Award: 'Peggy's Blush', Jerry & Carol Selph. (Figure 25: 'Peggy's Blush'.)

BOOKENDS

The cocktail party at Judge Roger and Ellen Vinson's lovely home decorated for Christmas was the initial activity for Lynn and me. It ably served as the bookend demarcating the beginning of our Pensacola adventure. Lively conversation with old friends and multiple opportunities to meet new camellia people over delicious appetizers and refreshing beverages was had by all at the Vinsons. (Photo of Christmas decoration with *sasanqua* 'Yuletide' in the Vinson living room on next page.)

The other book end was the Saturday night National Convention Awards Banquet when Ellen Vinson performed. She sang a beautiful varied program that was a wonderful way to end the ACS convention and our visit to Pensacola.

Pensacola Awards



Figure 19: 'Hall's Pride Variegated'
Best Unprotected Bloom



Figure 20: 'Pete Galli'
Best Protected Bloom



Figure 21: 'Melissa Anne'
Best White Bloom



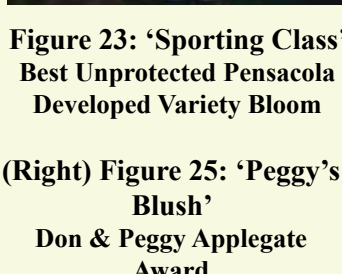
Figure 22: 'Mary Alice Cox'
Best White Bloom Unprotected



Figure 23: 'Sporting Class'
Best Unprotected Pensacola Developed Variety Bloom



Figure 24: 'Kay Berridge'
Kay Berridge Memorial Award



(Right) Figure 25: 'Peggy's Blush'
Don & Peggy Applegate Award



Scenes from the Pensacola Convention



The world of camellias and the world of music were in tune at the Camellia Show as harpist Bill Warren and jazz pianist Dr. Norman Vickers provided background music.



2013 ACS President Matthew Hunter receives Past President's Award from ACS Executive Director Celeste Richard.



Above, Roger and Ellen Vinson, left, visit with Pensacola Camellia Club President Paul Bruno at the convention's opening reception at the Vinson home.



ACS President Don Bergamini taking pictures on the garden tour to show to his club in California. This blossom is 'Lori Clevenger'. Below, he and his wife, Mary visit with Dr. Bradford King.



Below, the 'Yuletide' sasanqua blossoms made a unique decoration at the Vinson home.



Photos by Dr. Norman Vickers & Roger Ann Davis



Figure 14: Bronze camellia seed pod.

Camellias & Roses

Article & Photos By Bradford King

I have frequently heard people talking as if camellias and roses are competitors. I don't get it. Roses need full sun and bloom in the spring and summer; camellias need partial shade and bloom in the fall and winter. As the camellia season is ending along come the roses, then as the roses stop blooming the camellias begin to bloom. It means we have beautiful flowers every month of the year. They both require fertilizer and ample water to be at their best. Roses require more care in terms of pruning and

pest management. Both are bothered by aphids, which can be dealt with by spraying the buds and new growth with water, or by releasing lady bugs.

HISTORY

Camellias and roses both originated in Asia, camellias in the Southeastern temperate areas and the rose in the cooler regions of Central and Western Asia. Both have been cultivated for thousands of years and appreciated for their beautiful flowers. Camellias grow

wild in China, Japan, Korea and Vietnam and have found their way to England, Portugal, Spain, Germany, France, Australia, New Zealand and America. The rose originally was cultivated by the Chinese, Egyptians, Greeks, Phoenicians and Romans. The oldest known rose is the French Rose, *Rosa gallica*, which bloomed throughout Central and Southern Europe and Western Asia where it still survives. The Persians considered it a symbol of love. Ancient roses and *Camellia sinensis*, the tea plant, were highly sought after and traded throughout the Western world.

SPECIES

There are many species of roses that are similar and could be variations of the same species. Thus there is disagreement as to the number of species, with estimates ranging from 100 to 150 and most botanists agreeing the number is closer to 100. Camellia experts believe there are 280 species, but a few are similar and may be reclassified, while there are new species being discovered in the remote areas of China and Vietnam. Therefore both have genetic diversity, with camellias one of the most diverse of the woody plants. This diversity is very important in hybridizing and developing new cultivars.

HYBRIDIZING

The first roses were small, single flowers that bloomed once a year in a limited color range. The same is true with the first *C. japonica* and *C. sasanqua* flowers and to a lesser extent the *C. reticulata*. (Figure 1: A white *japonica*.) However, the *C. reticulata* were enhanced by crosses with *C. pitardii*, probably both by chance and early hybridizing by Buddhist monks in China. The rose and camellia cultivars have come a long way from the simple early flowers.

Modern roses are the Hybrid Tea, Floribundas, Grandflora and David Austin Hybrid English Roses. The most common camellias grown today are *japonica*, *reticulata*, *sasanqua* and *non-reticulata* hybrids. All of the camellia and rose cultivars in these groups are hybrids whether bred by chance or intentionally crossed. Hybridizers of both plants have faced some of the same problems.

The first hybrid tea rose is said to

be 'La France' raised by Guillot in 1867 and was nearly sterile. The introduction of yellow into hybrid tea roses was another major challenge because they, too, were sterile. Doesn't this sound familiar? Yellow camellia breeding was limited by first generation seedlings almost always being sterile and were further hampered because these seedlings were creamy or, at best, pale yellow. Rose breeders produced more yellow cultivars but they were very thorny and highly susceptible to black spot. The rose breeders were able to develop roses that can bloom multiple times in one season by crossing the repeat flowering roses from China with the tea roses.

Dr. William Ackerman, Dr. Clifford Parks and Longwood Gardens developed camellia breeding programs for cold hardy cultivars. Currently there are at least 90 cold hardy camellia cultivars. (Figure 2: 'Winter's Fancy' and 'Winter's Hope'.)

In general, camellias are less susceptible to disease than roses but camellia petal blight continues to elude solution. The rose breeders were able develop roses that can bloom multiple times in one season by crossing the repeat flowering roses from China with the Tea roses. Camellia breeding of repeat blooming cultivars has just



Figure 1: A white C. japonica.



Figure 2: Cold hardy cultivars '*Winter's Fancy*' and '*Winter's Hope*'. Photos by Gene Phillips



Figure 3: '*High Fragrance*' and '*Minato-no-akebono*'.

begun using species from China (*C. azalea*). Many older roses were fragrant and were used to develop more fragrant modern roses. While fragrant camellias are less well known, breeders have made good progress in developing beautiful fragrant camellia hybrids. (Figure 3: '*High Fragrance*' and '*Minato-no-akebono*'.)

COLOR

Camellias and roses come in every color but blue. There are many wonderful red, pink and white flowers. Hybridizing has even produced flowers that are almost black and brown, and this provides the gardener with many wonderful choices. My favorite rose is the Hybrid Tea '*Double Delight*', a cream white flower with cherry red on the petal edges. It has a wonderful perfume fragrance. The *Sunset Rose* book describes it as having "unmistakable blooms of camellia like form."

This form description is a surprise. What I noticed is the color similarities of camellias and roses. For example, my favorite camellia is '*Frank Houser Variegated*' which is a wonderful rose red with white markings. The parallel with '*Double Delight*' is the striking contrast between red and white. (Figure 4: '*Frank Houser Variegated*' and '*Double Delight*'.) My second favorite rose is '*Gemini*', which is a white flower with lovely pink petal edges and similar color tones to '*Katie Variegated*', which is coral pink with white markings. (Figure 5: '*Gemini*' and '*Katie Variegated*'.)

The very dark red camellia '*Night Rider*' has the same hue of black red as the rose '*Diablo*'. When '*Diablo*' is several days old it looks like many open camellias. (Figure 6: '*Night Rider*' and '*Diablo*'.) I think both camellia and rose breeders could develop even better yellow flowers. '*Senritsu-ko*' has a rose form double light

yellow flower with a touch of blush peach on the petals which is very attractive. Many people think this camellia looks like a rose when open.

ROSE FORM DOUBLE

The camellia form called “rose form double” has been adapted from the way a typical hybrid tea rose begins with a lovely tight bud with no visible stamens, and as the flower opens the petals spread, eventually revealing the center. This is clearly seen in the pictures of ‘Senritsu-ko’ in bud form and several days later when fully open. (Figure 7: ‘Senritsu-ko’.)

There are a number of camellias that have the form we call “rose form double”.

The very popular ‘Glen 40’ is one of the best red rose form double camellias. It blooms mid to late season. The variegated form, sometimes called the ‘Thunderbolt’, is also very striking. It was introduced by Azalea Glen Nursery in Loxley, Alabama in 1942. It got its name because it was found in bed 40 and labeled ‘Glen 40’. It has been widely distributed. For example, when walking the dog, I see specimen plants growing and small groups of foundation plantings of this cultivar that were planted in the 1950’s and 1960’s that are full of blooms. It is the most frequent late season cultivar in the area. The compact upright growth makes it an excellent choice around homes. While a slow growing *japonica*, those planted 30 years or more ago require little pruning to look in top condition. Those who shear camellias with a hedge clipper lose most of the flowers for a well-manicured look. I complain to the dog about this practice while briskly walking past them, only to slow down near the homes with more informal camellias full of flowers. (Figure 8: ‘Glen 40’.) A great example of a bright red rose form double *reticulata* is ‘Harold L. Paige’, and it has a very large flower that blooms in late season. (Figure 9: ‘Harold L. Paige’.)

Another wonderful *reticulata* with a rose form double is ‘Phyllis Hunt’. Originated by John Hunt from Australia in 1988, it has a very large flower, edged pink shading to light pink to a white center. It was awarded



Figure 4: ‘Frank Houser Variegated’ (above) and ‘Double Delight’ rose (below).



the Charlotte C. Knox Reticulata Award by ACS in 2012.

There are some beautiful rose form double *japonica* cultivars. ‘General George Patton’ is a medium bright pink introduced in 1946 to honor “America’s Fightingest General” of World War II fame. He is also known for his quotes, for example, “Wars may be fought with



Figure 5: 'Katie Variegated' and 'Gemini' rose.



Figure 6: 'Night Rider' and the 'Diablo' rose.

weapons, but they are won by men. It is the spirit of the men who follow and of the man who leads that gains the victory.” (Figure 10: ‘General George Patton’.)

One of the pioneers of the California camellia growers and breeders, Toichi Domoto, began introducing camellias from Japan to the United States. He is responsible for bringing ‘Akebono’, ‘Chô-chô-san’, ‘Destiny’, ‘Flame’ and ‘Purity’ to America. In addition, Domoto bred and introduced nine *japonicas*, two *non-reticulata hybrids* and one sport, ‘Shiro Chan’. He gave a seedling to Nuccio’s Nurseries many years ago which has been propagated and was named for him in 2006. ‘Toichi Domoto’ is a beautiful medium formal double to rose form double with a rose pink flower with deep rose pink stripes. It is a fitting honor for all he did for the Camel-

lia World. (Figure 11: ‘Toichi Domoto’.)

The large white flower with a tint of blush makes ‘Junior Prom’ an attractive rose form double camellia. The name brings back high school memories and present joy as we watch children or grandchildren shop for gowns and tuxedos. One year my youngest granddaughter chose a stunning ivory satin gown with tier layers to attend her junior prom. Reflections and memories are stimulated by names like “Junior Prom.” (Figure 12: ‘Junior Prom’.)

Camellia names are fascinating and ‘Spring Daze’ illustrates this. One meaning is that spring dazzles and stuns us; it is also an alliteration of sound for “Days” and “Daze”, all of which fits this cultivar. It is a wonderful *non-reticulata hybrid* that is usually a rose form



Figure 7: 'Senritsu-ko' in bud form, looking much like a rose, and in fully open form.



Figure 8: 'Glen 40' in tree form in full bloom above and 'Glen 40 Variegated' below.

double. It has a small to medium blush pink flower with coral pink petal edges. It was introduced by Kramer Brothers Nurseries. This nursery, founded on Long Island, New York in 1896 by Otto and August Kramer, was moved to California in 1929. They were known for their azaleas, camellias and gardenias. Ben Mackall married August Kramer's daughter Marie in 1937, and after August died, Ben and Marie managed the nursery until 1986. When the nursery closed the land was sold to the San Antonio Community Hospital. Kramer's introduced at least 20 *japonica* cultivars. The best known are 'In the Pink', 'Kramer's Delight', 'Kramer's Su-





Figure 9: ‘Harold L. Paige’ blossom above and right as a tree.



preme’, ‘Marie Mackall’, ‘Red Garnet’ and ‘Splash of Pink’. The *non-reticulata* hybrids they introduced are outstanding. Those that have survived the test of time are some of the show winners we exhibit today. These include ‘Angel Wings’, ‘Coral Delight’, ‘Coral Delight Variegated’, ‘First Blush’, ‘Kramer’s Fluted Coral’, ‘Kramer’s Fluted Coral Variegated’, ‘Pink Dahlia’ and ‘Spring Daze’, plus other cultivars less well known today. If you are a camellia show exhibitor, you are bound to have several of these beautiful cultivars. (Figure 13: ‘Spring Daze’.)

FRUIT

All plants produce flowers that when fertilized produce seeds, thus continuing the life cycle. Camellia fruit are known as pods, which have several sections containing from one to seven seeds. Camellia pods are frequently an attractive bronze color. (Figure 14: Bronze pod on front page of this article.) When ripe, the pod opens, spilling the seeds on the ground where they may germinate or be carried by wind, water, animals or humans to other locations. Camellia seeds are a very valuable source of edible oil which has been used for centuries in Asia.

The rose hip is the fruit of the rose plant that typically is red to orange, but ranges from dark purple to black in some species. Rose hips begin to form in spring and ripen in late summer through autumn. Rose hips are used for herbal tea, jam, jelly, syrup, soup, beverages, pies, bread, wine, and marmalade. They also can be eaten raw, like a berry, if care is used to avoid the hairs inside the fruit. These seeds are rich in vitamin C. (Figure 15: Orange rose hips.) A single seed is small, about the size of an apple seed. Generally there are numerous hairy seeds in five chambers.

CONCLUSION

You have to admire and appreciate Eleanor Roosevelt’s humor when she said, “I had a rose named after me and I was very flattered. But I was not pleased to read the description in the catalogue: ‘No good in a bed, but fine against a wall’.”

Roses and camellias both have a place in the garden. The former shines in the summer with its bright colors and fragrant blooms with the camellias taking center stage in the fall and winter. The rose form double form takes its name from the way hybrid tea roses bud up and open as they mature. The rose form double camellia is a favorite in the garden and at camellia shows. There are wonderful red, pink, yellow and white cultivars. The complex bloom can be both male and female fertile, thus providing opportunities to breed other beautiful flowers including formal double camellias.

The rose fruit has been widely used by indigenous people as part of their diet with camellia oil used as a cooking staple for centuries in Asia. Herbal tea is made from rose hips. Tea is made from the new leaves of *camellia sinensis* and is the most popular man-made drink in the world.



Figure 10: 'General George Patton'.



Figure 11: 'Toichi Domoto'.



Figure 12: 'Junior Prom' in bud form and a fully open blossom.




Figure 13: 'Spring Daze'.



Figure 15: Rose hips rich in vitamin C.



Spotlight: *Camellia japonica* 'Show Time'

Nuccio's Nurseries in Altadena, California is world famous for propagating and introducing camellias and azaleas. It was begun by Joe and Julius Nuccio in 1935 in their parents backyard. During World War II Joe worked as a ship wright and kept the plants alive. Julius was in the Army, stationed in the Pacific. After the war, they moved the nursery to its present location in Altadena. Today, it is a thriving nursery, managed and run by Jude (Julius), Joe's son, and Julius' sons, Tom and Jim Nuccio.

New camellia cultivars have been introduced since 1950 when 'Katherine Nuccio' was introduced. They have introduced 131 *japonica* cultivars including variegated forms, 25 *sasanqua* cultivars, 12 *reticulata*, 28 *nonreticulata* hybrids and 5 species seedlings for a grand total of 201 cultivars with more on the way. In addition they have introduced over 100 azalea cultivars. Most of these are still listed in the current catalogue. I found 30 no longer listed of which most are from the 1950's.

It is an outstanding achievement to have introduced this

many camellia and azalea cultivars but even more impressive is the large number of these introductions that are great landscape camellias with show winning flowers. In fact they have been awarded the American Camellia Society Illges Seedling Japonica Award 10 times for 'Guilio Nuccio', 'Nuccio's Gem', 'Cherries Jubilee', 'Nuccio's Jewel', 'Moonlight Bay', 'Royal Velvet', 'Junior Prom', 'Grand Marshall', 'Black Magic' and 'Happy Harlequin'. In addition Nuccio's was awarded the ACS Harris Hybrid Award for 'Nuccio's Ruby', 'Curtain Call', 'Buttons'n Bows', and 'Island Sunset'. When they got a large white sport of 'Elegans Splendor', they named it 'Elegans Champagne' which won the Sewell Mutant award in 1980. The most well known *Camellia sasanqua* is 'Yuletide' which won the Ralph Peer Sasanqua Award in 1974 for the Nuccios.

Today the Spotlight shines on 'Show Time' because it is always a top camellia show winner in the *japonica* very large class. It has a beautiful clear light pink semidouble flower with fluted petals that blooms early to mid-season. The plant grows vigorously in an upright manner. – **Bradford King**



‘Freedom Bell’



‘Tinker Bell’

Tintinnabulation: Camellias, too, ring bells

Photos and article by Bradford King

Tintinnabulation, the ringing of bells, has a long history serving many purposes. Bells were rung to call people to church, temple, tell the time, announce the beginning of military actions and setting out on a campaign. In some places the sound of the bells accompanied the convicted to the scaffold, informed people about local fires, or the death of a monarch, a bishop or even a private person.

Bells have a distinctive pleasing shape and a variety of sounds from the clanging of a cow bell to lyrical music played by bell ringers to celebrate the Christmas holiday. It is no wonder given our fascination with tintinnabulation that there are camellias that have bell in their name.

‘FREEDOM BELL’

In America the most famous bell is the “Liberty Bell” the iconic symbol of American independence. It is now located in Independence Hall in Philadelphia, Pennsylvania.

Bells were rung to mark the reading of the Declaration of Independence on July 8, 1776, and while there is no contemporary account of the Liberty Bell ringing, most historians believe it was one of the bells rung. It acquired its distinctive large crack sometime in the early 19th century; a widespread story claims it cracked while ringing after the death of Chief Justice John Marshall in 1835.

The best known official state motto is “Live Free or Die”. It was adopted in 1945 by New Hampshire and speaks to an assertive independence historically found in American political philosophy. It is much easier to remember than the milder mottoes of other states.

‘Freedom Bell’ is the most famous bell shaped camellia in America and its name carries the same spirited tone as the “Liberty Bell” and “Live Free or Die”.

The flower is a small to medium bright red semidouble with a nicely formed cluster of bell shaped petals surrounding upright

central yellow stamens. It is a *saluenensis* hybrid introduced by Nuccio’s Nurseries in 1965. It blooms early to mid-season on a vigorous upright compact plant. It makes a good landscape plant and is capable of winning at camellia shows as a single or in trays of like blooms. It consistently is in the top ten winners in the *non-reticulata* class at camellia shows.

‘TINKER BELL’

Tinker Bell is a fictional character from J. M. Barrie’s 1904 play *Peter Pan* and its 1911 novelization *Peter and Wendy*. She has appeared in multiple film and television adaptations of the Peter Pan stories but is most well known as a pixie in the 1953 animated Walt Disney picture *Peter Pan*. This classic full length animated film has been seen by old and young. As she flies around waving her wand and sprinkling pixie dust we are delightfully carried back to childhood.

‘Tinker Bell’ has a small perky anemone flower with pink striped rose red petals that has a pixie like quality. It grows vigorously upright and blooms early to mid-season. This *japonica* cultivar was introduced in 1958 by Nuccio’s Nurseries.

‘JINGLE BELLS’

Even those of us who have difficulty remembering words to songs and can’t carry a tune will join in singing a chorus of Jingle Bells during the holiday season.

Oh, jingle bells, jingle bells, jingle all the way; Oh, what fun it is to ride in a one horse open sleigh.

Therefore, when ‘Tinker Bell’ sported a small red anemone flower in 1959, Nuccio’s Nurseries named this little cutie ‘Jingle Bells’. It is compact and upright in growth habit, blooming early to mid season.

‘TAMA BELL’

The word “Tama” is Japanese for jewel. Therefore when a seedling of ‘Tama-No-Ura’ had a miniature to small bell shaped single



‘Jingle Bells’



‘Tama Bell’

flower the Nuccios named it ‘Tama Bell’. The flower is like a little bejeweled bell with its white flower touched with red at the base of its petals. Occasionally there are solid red petals. The plant grows vigorously in a loose upright manner and blooms early to mid season.

‘SNOW BELL’

The japonica ‘Snow Bell’ was imported unnamed from Japan by the Huntington Botanical Gardens located in San Marino, California. They named this medium white semidouble flower with a few loose petaloids and stamens with white filaments in 1959. While not widely distributed, it was described in detail by Hertrich in Volume I page 232 of his book *Camellias in the Huntington Gardens*. The only place I have seen it is in the Huntington Gardens. The lovely shaped white flower with about 15 petals does resemble a snow bell.

‘TINY BELL’

This small salmon pink semidouble to anemone flower was in-

troduced by Toichi Domoto in 1966. It blooms mid to late season on a compact plant. Toichi Domoto was a pioneer camellia grower and breeder who began introducing camellias from Japan to the United States to his Nursery in Haywood, California in 1887. The first and best known was ‘Purity’. In addition to bringing camellias from his native Japan to America, Toichi bred and introduced nine *japonicas*, two *non-reticulata* hybrids and one sport. ‘Tiny Bell’ is not often seen today.

FOR WHOM THE BELL TOLLS

In 1940 Ernest Hemingway published one of his best works, *For Whom the Bell Tolls*, which takes its name from a poem written by John Donne, based on an earlier meditation Donne wrote with key lines that capture universal meanings like “No man is an island”. He answers the question “For whom the bell tolls?” “Therefore send not to know / For whom the bell tolls, It tolls for you”. As we close, enjoy tintinnabulation, your camellia garden, and “Live Free”, remembering none of us is immortal.



‘Snow Bell’



Figure 1: Chihuly Garden of glass flowers with a large tree stump.

Chihuly's work an explosion of light, color

During a recent visit to Seattle, Washington we visited the Chihuly Garden and Glass. The exhibition explores the inspiration and influences that formed Northwest artist Dale Chihuly's work.

Dale Chihuly, born September 20, 1941, is a famous American glass sculptor. His works are considered unique to the field of blown glass, "moving it into the realm of large-scale sculpture," according to the Museum of Fine Arts, Boston.

"I want people to be overwhelmed with light and color in a way they have never experienced," Chihuly says. This rich collection of his glass works in Seattle more than met this goal with the multiple colors and creative use of light and form.

The Glasshouse is a 40-foot-tall glass and steel structure with a 100-foot-long suspended sculpture with a view of the iconic symbol -- The Seattle Space Needle.

The art work in the exhibition hall explodes with

works inspired from nature in vivid colors not seen in the natural world, yet is a wondrous visual experience as illustrated in the photos appearing here. (Figure 2: Macchia Forest by Chihuly.)

The sea and vast stretches of waters of the Puget Sound and Lake Washington are integral to the culture and commerce of the Northwest which inspired the "Float Boat" full of colorful fisherman's buoys. (Figure 3: The Float Boat.)

The Ikebana Glass Boat was influenced by the Japanese art form of flowering arranging, Ikebana. (Figure 4: The Ikebana Glass Boat.) This art form has inspired camellia arrangements every year at the Southern California Camellia Show at The Huntington Botanical Garden. (Figure 5: Ikebana arrangements with camellias.)

In the garden there are four large sculptures and a variety of smaller arrangements all resting among a back-

ARTICLE & PHOTOS BY BRADFORD KING



Figure 4: Ikebana Glass Boat inspired by Japanese Ikebana's long, flower-like glass stems.



Figure 2: Macchia Forest in glass.



Figure 3: The Float Boat, full of fisherman's buoys.

ground of trees, plants, and flowers. (Figure 1: Chihuly Garden of glass flowers.)

I was quickly drawn to the *Camellia sasanqua* 'Yuletide' the only trees in bloom. Its bright red flowers with golden stamens drew a cluster of visitors. One couple from San Diego, California wondered if camellias would grow in their climate. I was pleased to inform them they would and encouraged them to attend the Camellia Show in Balboa Park, San Diego. (Figure 6: A 'Yuletide' tree.)

During this Thanksgiving weekend visiting family, it was a pleasure to see other *Camellia sasanqua* in full bloom. The bright red flowers of 'Kanjiro', pink 'Showa-no-sakae', and the white of 'White Dove' caught the eye. (Figure 7: 'Kanjiro' and Figure 8: 'Showa-no-sakae'.)

There were many mature *Camellia japonica* bushes around homes with lovely dark green foliage full of buds but only an occasional flower on early bloomers like 'Daikagura' and 'Kramer's Supreme'. (Figure 9: 'Kramer's Supreme' and Figure 10: 'Daikagura'.)

Several stores in Redmond Center, Washington used



Figure 5: Japanese Ikebana arrangements influenced some of Chihuly's art work in glass.





Figure 6: A ‘Yuletide’ tree of red blossoms.

camellias in the center of attractive flower pot arrangements. The versatility and beauty of camellias can’t be surpassed.

The coastal areas of the Northwest with their plentiful moisture and only occasional snow and freezing temperatures are good areas to grow camellias, rhododendrons, and azaleas, three of the most beautiful and useful flowering landscape shrubs.



Figure 7: ‘Kanjiro’.



Figure 8: ‘Showa-no-sake’.



Figure 10: ‘Daikagura’.



Figure 9: ‘Kramer’s Supreme’.

Remembering Our Past: Ralph Peer

Ralph Peer a scout for talent and for camellias

*Article & Photos
By Bradford King*

Ralph Sylvester Peer (May 22, 1892 – January 19, 1960) was an American talent scout, recording engineer and record producer in the field of music in the 1920s and 1930s. He attended Kansas City High School, and later the University of Chicago Naval Reserve Officer's Training. After World War I he joined the recording industry. In 1924 he supervised the first commercial recording session in New Orleans, Louisiana, recording jazz, blues, and gospel music groups.

He is credited with what is often called the first country music recording, Fiddlin' John Carson's disc, "Little Old Log Cabin in the Lane" / "That Old Hen Cackled and The Rooster's Goin' to Crow". In August 1927, while talent hunting in the Southern states with Victor Records he recorded both Jimmie Rodgers and the Carter Family in the same session.

Ralph went on to publish and record other country and jazz artists and songs through his Southern Music Publishing Company; for example, Fats Waller, Louis Armstrong and Count Basie. The company became influential in the 1930s, and success came through Peer's introducing Central American music to the world. Peer published songs such as "Deep in the Heart of Texas", "You Are My Sunshine", and "You're Nobody Till Somebody Loves You". When rock 'n' roll came along he published hits by Buddy Holly, Little Richard, and The Platters. He was elected to the Country Music Hall of Fame in 1984.



Ralph Peer, I

Ralph Peer was active in the camellia societies in the Los Angeles area. In the 1950s he helped found the Los Angeles Camellia Society serving as the first President. He was a State Director from California to the American Camellia Society Board of Directors from 1954 to 1958. He served as ACS President from 1957 to 1959. He established the Ralph Peer Sasanqua award for the American Camellia Society. He financed J. Robert Sealy's book on the Genus Camellia.

He and his wife Monique Iverson Peer were married on January 11, 1940. Ralph Peer, II, their heir, was born April 9, 1944. In the late 1940s Ralph took an avid interest in horticulture, growing, and becoming an expert on camellias. Shortly after Descanso Gardens imported the Chinese *Yunnan reticulata* to America, Ralph Peer also received a shipment of the *Yunnan reticulata* cultivars. Over time he generously shared



Figure 4: 'Tomorrow Park Hill', Peer's most famous cultivar.

these cultivars with local growers, Descanso Gardens, and The Huntington Botanical Gardens. These 1948 imports from China to the United States were the beginning of growing and hybridizing new *reticulata* hybrids.

Ralph traveled to many places for business and pleasure, always looking for camellia cultivars to bring back to the States. When in England in 1949 he had 'Kew Rose', a medium pink rose form double, and 'Lady Ardilaun', a small white formal double, brought to America. In 1954 and 1955 he imported three *japonica* cultivars from Taiwan -- 'Chun Cho Yang', 'Eighteen Scholars' and 'Mona Monique'. (Figure 1: 'Mona Monique' and Figure 2: 'Eighteen Scholars'.) He also bred 'Granada', a large to very large, vivid red, semidouble to peony form *japonica*, and a *reticulata* hybrid 'Buddha' seedling he named 'Three Dreams'. It is a large to very large, deep rose pink with wavy crinkled petals. (Figure 3: 'Granada'.)

Peer's most famous camellia introduction is 'Tomorrow Park Hill'. The bloom is large to very large and a light soft pink with deeper petal edges variegated throughout with lovely white markings. It is a sport of 'Tomorrow Variegated'. He named this *japonica* after his estate "Park Hill" in 1964. Park Hill comprised 5 acres overlooking Los Angeles, California with thousands of exotic plants including 3,000 different camellia cultivars. (Figure 4: 'Tomorrow Park Hill'.)

The oldest camellia growing in California is a large, light rose red semidouble flower with broad thick petals that grows on an average spreading *japonica* tree. The original plant was purchased by Harlem Cate at Redondo Pier, Los Angeles, California in 1888

from a sailor on a Japanese tramp steamer. It was planted in a Nursery at Durfee Road, Pico, where it was known as 'Durfee Road'. When the property was up for sale, Ralph Peer bought the plant to save it from being destroyed. Mrs. Peer reported that her husband was planning to purchase her a fine necklace, but when they learned that the 'California' camellia was about to be destroyed, they decided to spend the several thousand dollars to move the plant to a place of honor at their home, "Park Hill", in North Hollywood, California. This was a major undertaking. The roots on one side were cut and then two months later a second side and so on until it was ready to be boxed.

Jimmy Tuliano, the Peers' chief gardener and all around handyman, was in charge. He went into the hole under the tree and daringly cut the tap root. The tree was lifted in April 1959 leaving a 7-foot-deep hole. It was then trucked to Park Hill property in Laurel Canyon which has rocky slopes that needed terracing in order to plant camellias. A good sized level spot was needed to plant 'California'. The identified area was down a 200 foot embankment with a 40 degree slope. Wooden rail tracks were constructed, including a 30 degree corner. Large ropes and wenches were needed to lower this 30-foot-tall tree with the root ball weighing fifteen tons into the prepared hole. Half way down, a large bang was heard as one rope snapped, followed in quick succession by all the other ropes. The tree slid to the corner as those watching anticipated disaster. The tree and root ball bounced through the corner and landed safely on its side in the prepared hole. 'California' was home! When Ralph Peer, II sold Park Hill in 2004, the tree was moved to the Huntington Botanical Gardens where it currently resides. (Figure 5: 'California'.)

There is little doubt that Mrs. Monique Peer was clearly an active partner and interested in camellias. One source attributes the Peer introduction 'Dolores Hope' to her. There is little doubt that Ralph and Monique Peer were acquainted with Bob and Dolores Hope as they both lived in the Hollywood area and were in the entertainment industry. (Figure 6: 'Dolores Hope'.)

Recently the Southern California Camellia society visited Joey and Carolee Goldfarb's compound just below Park Hill. When Ralph Peer, II sold Park Hill, the Goldfarbs received a number of camellias from the Peer family and one very interesting object -- a 1930 vintage metal label maker used to make plant labels. (Figure 7: The label maker.)

Ralph Peer was awarded the Veitch Gold Medal by the Royal Horticultural Society of London in 1954 for "services to the camellia plant". In 2000 a plaque honoring Ralph L. Peer as a "Fellow of the American Camellia Society" was presented to his son, Ralph Peer, II. Today, we, too, need to remember Ralph Peer as a major force in our camellia history.



Figure 5: 'California', a cultivar that would have been lost had it not been for Ralph and Monique Peer.



Figure 7: The Peers' label machine.



Figure 1: 'Mona Monique'.



Figure 2: 'Eighteen Scholars'.



Figure 3: 'Granada'.



Figure 6: 'Dolores Hope'.



Figure 2: 'ACS Jubilee'.



Figure 1: 'Ca'

Careful planning can extend y

You can have camellia flowers from summer to the following spring with careful planning. The camellia season in the United States runs from August through May with occasional earlier and later blooms. In Southern California early season is September through November; mid-season December through February and late season March through May. In other parts of the country there are some differences. The importance of these seasons is that it is helpful in choosing cultivars that bloom at various times, thereby having camellia flowers through out the year. In addition some camellias have a longer blooming season than others. For example, the well-known *japonica* 'Pink Perfection' is listed as blooming early to late season. There are a few dozen *japonica* cultivars that share this trait. Many more will span early to mid-season and mid-season to late. 'Alba Plena' illustrates those that are early to mid-season bloomers while 'C.M. Hovey' is a mid-season to late season bloomer. In general *sasanqua* camellias flower in late summer and fall peaking in Southern California in November; *vernalis* bloom late fall and early winter; *japonica* in the winter and early spring and *reticulata* mid-winter and early spring.

LONG SEASON BLOOMERS

One of the best ways to have camellias in bloom all season is to select cultivars that bloom early to late season. The camellia with the longest known flowering season is '*Camellia azalea*'. This plant loves the hot summer months and under optimal conditions in a green house or in its native China will bloom every month of the year. It blooms outside from July through May at Nuccio's Nurseries in Altadena, California. In my garden in Arcadia, California the plants bloomed from June into March. They have lovely light green smooth oval foliage. Five are planted in the ground in front of seven foot camellia *japonicas* in dappled sunlight where buds are visible in June. This species loves hot 90 degree weather and will tolerate cold winter temperatures (23 degrees), and it should be planted like most *japonica* cultivars and kept moist all year long. The single small to medium soft red flower resembles some azalea blooms which make it a very promising landscape camellia. (Figure 1: *C. azalea* in bloom.)

There are a number of wonderful long blooming *japonica* cultivars to choose from. The formal double to rose form double soft pink medium to large flowers of 'ACS Jubilee' is one to

Article & Photos By Bradford King



Camellia azalea'.



Figure 3: 'Ay-Ay-Ay!'.

your camellia blooming season

consider. It got its name by winning the flower competition to commemorate the fiftieth anniversary of the American Camellia Society. (Figure 2: 'ACS Jubilee'.) The very showy flowers of 'Ay-Ay-Ay!' are strawberry pink striped heavily in dark red with occasional white markings. It is a sport of 'Oo-La-La!' which also blooms early to late season. It has a single to semidouble pink striped red flower with white edges. The medium flower may also have white mottling. (Figure 3: 'Ay-Ay-Ay!'.) 'Nuccio's Carousel' has a beautiful medium to large semidouble tubular soft pink bloom with petal edges toned to a lovely deeper pink. The plant grows in an upright manner and reliably produces many show quality flowers every year. A gibbed flower in fresh condition is awesome. (Figure 4: 'Nuccio's Carousel'.)

When looking for larger size flowers take a close look at 'Carter's Sunburst' which has a pale pink flower with beautiful darker pink stripes and markings. It is usually a semidouble or peony formed flower but occasionally a formal double. It is a good garden plant that produces show quality flowers. (Figure 5: 'Carter's Sunburst'.) A wonderful landscape camellia with a large bud set and a very long blooming season is 'Nuccio's Bella Rossa' and 'Nuccio's Bella Rossa Variegated'. The former has a red formal double flower on a bushy upright plant. The white variegation on the formal double red flower makes 'Nuccio's Bella

Rossa Variegated' very beautiful. If you want a very large white flower, 'Silver Cloud' fits the bill. The irregular peony bloom is borne on a fast growing vigorous upright plant. (Figure 6: 'Silver Cloud'.)

EARLY SEASON

The *sasanqua* camellias herald the season with masses of colorful flowers that will thrive in full sun. Examples of early blooming sasanquas are 'Showa-no-Sakae', a semidouble to loose peony with a lovely soft clear pink flower; 'Bonanza', a large semidouble deep red flower; and 'Dazzler' with a brilliant red semidouble flower. There are many wonderful cultivars blooming in the peak sasanqua season. Three of the most popular and reliable varieties are 'Jean May', a shell pink double; 'Kanjiro', a brilliant rose red semidouble; and 'Shishigashira', a semidouble to formal double bright rose red. Later blooming *sasanquas* are 'Bert Jones', a large silvery pink semidouble; 'Dawn', a semidouble white flower with tipped blush pink petals; and 'Yuletide', a wonderful single bright red flower with bright yellow stamens. (Figure 7: 'Yuletide'.)

VERNALIS CAMELLIAS

The *vernalis* camellias overlap late blooming sasanquas and blend with the early *japonica* cultivars. The best of these sun



Figure 4: ‘Nuccio’s Carousel’.



Figure 5: ‘Carter’s Sunburst’.

loving cultivars are ‘Egao’, ‘Grady’s Egao’, ‘Shibori-egao’, and ‘Star Above Star’. The beautiful deep pink shading to darker pink in the center of the flower ‘Egao’ is one of the loveliest autumn camellias. While ‘Egao’ is classified as species *vernalis*, they are not a separate species but a hybrid with *sasanqua* and *japonica* lineage. Regardless, ‘Egao’ looks more like a *japonica* than a *sasanqua* with its medium pink bloom of 16 to 20 petals with clear yellow anthers. Its Chinese name is ‘Xiaoyan’, which translates to “smiling face”. It was brought from Japan to the USA in 1972 by Nuccio’s Nurseries. The medium leaves and vigorous upright spreading growth habit make this camellia a good specimen plant as well as a camellia show winner. It blooms in Southern California from November until February depending on local conditions. (Figure 8: ‘Egao’.)

When ‘Egao’ is infused with virus variegation it is called ‘Shibori-egao’. This exquisite pink bloom with white blotches is a show winner. It was originated at Kurume in Japan and imported to the USA by Nuccio’s Nurseries in 1974. The leaves are oval and

green with yellow splotches due to the virus. It is less vigorous than ‘Egao’, prefers less sun, and is more spreading in growth habit. Overall, a very showy camellia plant and flower. (Figure 9: ‘Shibori-egao’.)

Grady Perigan of San Marino, California discovered a sport on ‘Egao’. The flower is smaller than ‘Egao’ and is lighter pink and veined with a fine white edge. The plant is also more compact in growth habit with smaller foliage and sets buds at an early age.



Figure 6: ‘Silver Cloud’.



Figure 7: ‘Yuletide’.



Figure 8: 'Egao'.



Figure 9: 'Shibori-egao'.



Figure 10: 'Grady Egao'.



Figure 11: 'Star Above Star'.

It bears the name 'Grady's Egao'. It is propagated by Nuccio's Nurseries. (Figure 10: 'Grady's Egao'.)

'Star Above Star' is a show winner in the species class and a wonderful landscape camellia. The white flower shades to a lovely shade of lavender pink on the petal edges. The medium semidouble flower has overlapping petals that form one star superimposed on another star. This 1964 McCaskill introduction won the 1969 Ralph Peer Sasanqua Seeding Award. It grows vigorously, upright and bushy. This season my plant was in bloom in December continuously blooming into March. (Figure 11: 'Star Above Star'.)

EARLY CAMELLIA JAPONICAS

The early season red *japonica* camellias include 'Red Hots' with a small semidouble flower; 'Wildfire' with a medium semidouble flower; 'Rudolph' with a medium anemone flower; and 'San Dimas' with a large semidouble flower. (Figure 12: 'Red Hots'.) Many of the early *japonicas* will bloom from early to mid-season. This is well illustrated by the beautiful 'Betty Foy Sanders'. (Figure 13: 'Betty Foy Sanders'.) The medium white flower is heavily variegated with rose red streaks. 'Tama-no-ura' progeny have early to mid-season flowers, e.g. 'Tama Americana', 'Tama Beauty', 'Tama Electra' and 'Tama Glitters'. The Nuccios report that 'Tama-no-ura' and 'Tama Peacock' bloom in mid-season. However, ten miles southeast in Arcadia, California which has less altitude and less early morning cold, these cultivars have bloomed early every year in my garden. The point is to keep in mind that your local microclimates will impact flower seasons. 'Tama Peacock' has a wonderful maroon red flower that blends to a white border. The small to medium tubular flowers are abundant when the plant becomes well established on a medium upright bushy plant. This cultivar has a long blooming season making it a great landscape plant that has show quality flowers. It also sets seeds



Figure 12: 'Red Hots'.



Figure 13: 'Betty Foy Sanders'.

readily like its parent, while 'Tama Americana' and 'Tama Beauty' are less fertile as seed parents. (Figure 14: 'Tama Peacock'). The most popular early to mid-season *nonreticulata* hybrids are 'Cile Mitchell', which has a large light orchid pink rose form to formal double flower; 'Freedom Bell', a small bright red bell shaped semidouble flower; and 'Buttons'n Bows', a small formal double light pink flower with shades of darker pink on the petal edges.

'Cile Mitchell' was originated by Hulyn Smith of Valdosta, Georgia and regularly wins camellia show points in the hybrid class. However, it has not been seen in Southern California which points out the fact that distribution and camellia popularity varies in different parts of the country. (Figure 15: 'Cile Mitchell'.)

MID-SEASON CAMELLIAS

There are literally hundreds of wonderful mid-season *japonicas*, *non-reticulata* and *reticulata* camellias that bloom in mid-season. Colors include white, pink, yellow, lavender, coral, and red. In addition flowers come in numerous color combinations and tones. Many are variegated. They also can be semidouble, anemone, loose peony, full peony and formal double from with sizes from miniature to very large. This provides us with choices, choices, and choices enough to please one and all. The biggest mid-season camellia show winner is the creamy white miniature to small anemone flower of 'Man Size'. The beautiful white medium peony flower, dashed and edged with vermillion, of 'Margaret Davis' is a show stopper in the garden and camellia shows in America, Australia and New Zealand. The large dark red semidouble flower of 'Royal Velvet' makes it a big hit in the garden and a top camellia show class winner, and its variegated form also wins points. The most popular *reticulata* camellia in the country is 'Frank Houser' followed by its variegated form. Its very large rose red rabbit eared semidouble to loose peony flower wins in all camellia regions in America. Its only serious rival is its variegated form with lovely white markings. In one recent show 'Frank Houser' won as the best

The Camellia Journal




Figure 14: 'Tama Peacock'.



Figure 15: 'Cile Mitchell' - Photo by Gene Phillips.

single in the natural and gibbed *reticulata* classes respectively and first as a tray of three and tray of five, all entered by different growers. In second place in the single and tray of three was 'Frank Houser Variegated'. Wow what a winner! Several years ago Lynn and I went to Nuccio's Nurseries to get our adult son Brad a 'Frank Houser Variegated' for his July birthday. We purchased two, one as his gift and one for my collection. It seems like I have paid for it several times over because Mom gave son the better of the two, leaving Dad with a nice plant with no buds. Junior won several times before Dad's began to produce good flowers. Don't you just love moms? My secret revenge came this year when my tray of three 'Ruta Hagmann' got first to his tray of 'Frank Houser Variegated'.

This reminds me to also recommend 'Ruta Hagmann' with its very large light coral pink loose peony flower that blooms mid to late season. When fully formed it is a real beauty. (Figure 16: 'Frank Houser', Figure 17: 'Frank Houser Variegated', and Figure 18: 'Ruta Hagmann').

In the past 'Emma Gaeta Variegated' had the distinction of most popular *reticulata* but this Meyer Piet and Lee Gaeta introduction has slipped the last ten years. There are many wonderful *non-reticulata* hybrid camellias, natural and gibbed, especially lovely pinks, coral and light yellow flowers, but not one dominates camellia shows. However, regular winners are 'Julie Variegated', a medium to large peony salmon to peach pink; 'Julia', a lavender pink and white medium to large rose form to formal double; and 'Sweet Jane', a miniature peony to formal double pale pink that shades to deeper pink on the outer petals. (Figure 19: 'Julie Variegated' and Figure 20: 'Emma Gaeta Variegated').

MID TO LATE SEASON CAMELLIAS

'Black Magic' with its dark red waxy flower leads the list as the biggest camellia show winner in the medium class. A great large pink variegated with rose markings flower is 'Lady Laura', introduced in 1972 by T. E. Lundy of Pensacola, Florida. It has become popular throughout the States. 'Nuccio's Jewel' has a beautiful loose peony to peony formed white flower that shades to coral pink on the petal edges making it a good choice for those who like multi toned camellias. The small loose peony maroon flower with golden stamens is aptly named 'Maroon and Gold'. If one prefers a good red formal double flower you can't miss with 'Glen 40'. Step it up a notch and select its variegated form which shows the beauty of white markings on red. (Figure 21: 'Black Magic', Figure 22: 'Glen 40 Variegated' and Figure 23: 'Lady Laura'.)

LATE SEASON CAMELLIAS

The late blooming camellia's biggest asset is in lengthening the camellia flowering season. However, in most cases they bloom too late for camellia shows. When spring weather is hot, the blooms may be smaller than expected, yet in cooler weather they serve as an encore to the camellia season. 'Spring Fling', a medium red formal double, and 'Spring Formal', a deep pink formal double, serve that purpose in my garden. Other



Figure 16: 'Frank Houser'.



Figure 17: 'Frank Houser Var.'.



Figure 18: 'Ruta Hagmann'.




Figure 19: 'Julie Variegated.'



Figure 20: 'Emma Gaeta Variegated'.



Figure 21: 'Black Magic'.



Figure 22: 'Glen 40 Variegated'.



Figure 23: 'Lady Laura'.



Figure 24: 'Eleanor Hagood'.

good choices are 'Cabernet' with a small formal burgundy flower; 'Eleanor Hagood,' a medium pale pink formal; 'Elena Nobile', a flame red medium rose form double; and 'Jack McCaskill, a large peony to formal double antique rose pink edged in silver. (Figure 24: 'Eleanor Hagood' and Figure 25: 'Spring Fling'.)

CONCLUSION

Planting camellias with long blooming seasons and your favorite early, mid and late season blooming camellias will give you flowers from summer to spring. Nine months of camellia flowers is the reward for careful selection and planning. There are many cultivars to choose from. While this article has only begun to enumerate the possibilities, it has provided examples of camellias that have proven themselves as landscape plants, including some that are capable of producing camellia show quality flowers.

The only risky choice is '*Camellia azalea*'. It has just begun to be grown in various parts of the country; we await further experience as to how it adapts to local soil and climate. Many of us are optimistic as it thrives in 90 to 100 degree heat when kept moist and it can tolerate temperatures as low as 23 degrees. The plant flowers from summer to the following spring from new growth which can occur anytime of the year; therefore minimal pruning is recommended for flower production. It produces clusters of buds on the terminals and the bud axis. It grows poorly on its own roots but grafts readily. Grafts will "take" outside in Southern California later than *japonica* cultivars -- March and April. This



Figure 25: 'Spring Fling'.

camellia may even rebloom in your microclimate or greenhouse as it does in southeast China and Longwood Garden greenhouses in Pennsylvania. The risk-reward ratio is more than acceptable as the cost will be less than a dinner out, and if properly cared for (think typical *japonica*), the plant will give you pleasure for many years.



Spotlight: *Camellia japonica* 'Cloisonné'

The beautiful 'Cloisonné' has a soft pink flower with opaque petals delicately outlined with white. It is a medium to large semidouble bloom that is borne on a vigorous upright plant that blooms mid to late season. It was introduced in 1988 by McCaskill Gardens.

Vernon McCaskill was a major camellia hybridizer. The nursery was located in Pasadena, California in what is now a residential area. McCaskill Gardens introduced 72 japonica cultivars and eight non-reticulata hybrids between 1930 and 1988. While most of these cultivars are not seen anymore, the ones we do see are wonderful. The japonica cultivars that are still popular include 'Cloisonné', 'Demi-Tasse', 'Kewpie Doll' and 'White Nun'. The latter is a very large white semidouble seen around homes built in the 1950's and early '60's. 'Demi-Tasse' is a semidouble small to medium peach blossom pink with a unique hose-in-hose form with a row of petaloids between the petals that really makes the flower look like a cup and saucer. It has a show quality flower.

Another winner from McCaskill is the miniature light

pink anemone flower with a high petaloid center of 'Kewpie Doll'. The best non-reticulata hybrids introduced by this grower are 'Waltz Time' and 'Waltz Time Variegated'. The medium semidouble flower is a bright and clear lilac pink.

When variegated with white slashes it is striking and capable of garnering crystal at a camellia show. In 1964 McCaskill introduced 'Star Above Star', a wonderful *C. vernalis* seedling that continues to be popular. It has white petals shading to lavender on the edges on a semidouble flower in the form of one star superimposed on another star.

Cloisonné is an ancient technique for decorating objects, especially enamel. The resulting objects can also be called *cloisonné*. The decoration is formed by first adding compartments. These remain visible in the finished piece, separating the

different compartments of the enamel or inlays, which are often of several colors. McCaskill named his flower 'Cloisonné' as it nicely describes the delicate white outlines that demarcate the lovely shade of pink in this bloom. Under the spotlight we can clearly see this lovely feature in every petal.

- **Bradford King.**



A *Cloisonné* art object.

CAMELLIA ART:

Creativity and inspiration

By Bradford King

Camellias have inspired artists for generations in China and Japan. The camellia was well known in China by the Ming Dynasty (1368-1644). Chinese artisans used it in scrolls, inlaid lacquer and on porcelain decorations. However it never was revered in China as it was in Japan.

The camellia has an honored place in Japan. According to folklore the Japanese people descended from *Amaterasu*, the Goddess of the Sun. One of her emblems was *tsubaki* which we know as *japonica*. Gods were noted for providing practical gifts to their faithful. In Japan this includes the camellia forests where the hard wood was used for weaver's shuttles, spears, arrows and especially charcoal. The charcoal was used to heat homes and for cooking. Artists used it for sketching. Camellia oil made from seeds was highly prized and credited with bringing good fortune to all who used it.


New cultivars, when found in local woods, were highly valued as a sign of the divine. The new cultivar would be given to the temple and sometimes even the Emperor. As the number of new cultivars grew, artists were commissioned to render them in lacquer and brocade and to depict them in books.

The Samurai cultivated gardens, made flower arrangements and wrote poems about camellias. Japanese artisans have used camellias to decorate their work for centuries. It is believed that the Emperor Shomu introduced Camellia *sinensis* and tea drinking in 729 AD. This custom evolved into an experience noted for taking place in a place of refined simplicity and elegance symbolic of the Japanese ideal of beauty. The ceremony was elevated to an art form.

JAPANESE TEA CEREMONY

The ceremony is traditionally a ritual in which powdered green tea is prepared by a skilled practitioner and served to a small group of guests in a tranquil setting. The ritual of the tea ceremony was perfected and popularized in the sixteenth century by Sen no Rikyu. Traditionally the tea ceremony has many aspects that teach a Zen way of life including the attainment of selflessness and a calm state of mind.

During a tea ceremony the tea master and participants enjoy delicious tea, appreciate works of art, and share a good time together. It is customary to have the ceremony in a tea house. They are usually small, simple wooden buildings located in the garden. Tea houses also are found on the grounds of temples, museums and parks. Sen no Rikyu also championed the use of *chabana*, a simple style of flower arranging used in the tea ceremony. He is said to have taught that *chabana* should give the viewer the same impression that those flowers naturally would give if they were growing outdoors in nature. The arrangement can be so simple as to have a single flower that leans in such a manner as to face the



The Descanso Gardens tea house surrounded by trees in bloom.

guests. Its roots are in ikebana.

IKEBANA

Japanese Ikebana — “flowers kept alive” — is the art of flower arranging. There are many schools, of which the most popular are Ikenobo, Sogetsu and Ohara. There are also different styles depending on the school, plants and vase used. The art is based on the harmony of simple linear construction and appreciation of the subtle beauty of flowers and natural material — branches, stems and foliage. Several major schools, with differing histories and theories of artistic style, exist to this day. In its highest form, Ikebana is spiritual and philosophical in nature, but in modern Japan it is more often practiced as a sign of refinement by marriageable young women or older matrons.

The annual camellia show at the Huntington Botanical Gardens sponsored by the Southern California Camellia Society has for years had an Ikebana flower arranging display from a local club. Camellia flowers and plant material are used as part of their arrangements. They are enjoyed by the public and camellia visitors as they are simple and beautiful arrangements that most of us don't regularly get the opportunity to enjoy.

FLOWER ARRANGING

Some camellia shows have camellia arranging displays that are judged as part of the show. The purpose of this division is to provide opportunities for creativity to a wide range of flower growers who appreciate the unique beauty of the Queen of winter flowers—the camellia. The rules for flower arranging may vary in different shows but the following is typical.

All designs must fit within an area 24 inches wide and 36 inches in depth. There is no limit to height. Fresh camellia bloom(s) must be the focal point of the design. The use of accessories is permitted where stated. You may enter only one design in a class. You may enter all three classes.

The camellia show schedule for floral design must be followed. Class 1 is a line design using fresh material with accessories op-

Ikebana flower inspiration

Ikebana flower arrangements at the annual camellia show at the Huntington Botanical Gardens sponsored by the Southern California Camellia Society. Camellia flowers and plant material are used as part of the arrangements.



tional. Class 2 is a mass design featuring camellias using fresh materials. Class 3 is an Asian style design using a single camellia built around three principle groups: Heaven, Man, and Earth.

The designs are judged as follows: Conformance (to schedule requirements 20%; design (elements organized/principle of design) 40%; artistic concept (in selection and or organization) 15%; expression (interpretation of class by exhibiter) 10%; and distinctiveness (marked superiority in all respects) 15%.

Flower arranging at camellia shows is popular with the public and offers exhibitors a chance to be creative. It also is a place for members who may not be big winners in showing camellias a chance to participate and to shine. The winning entries have most often been planned at home—dish, plant materials and camellias picked in advance. In other words, while some spontaneous creative arranging at the show occurs it is not a random act of throwing material together. Exhibitors frequently take the arrangement home to enjoy for a few days. If need be, new flowers may be used to refresh the arrangement.



Winning flower arrangements in the Southern California Camellia Society Show at Huntington Gardens - Left: Winner of Whisper of Winter award; Right: Best of Show flower arrangement.



‘Frank Houser’ a centerpiece for the dinner table.

Home Flower Arrangements



Camellias can add to the festivities and decorations for the Christmas season. This blossom is a ‘Grand Slam’.



‘Ruta Hagman’ in a bowl.

Most camellia lovers will use camellias to decorate their home, whether simply floating in a bowl or in concert with other objects. The watercolor of the famous Colorado Bridge in Pasadena, painted by my wife Lynn, looks even more attractive surrounded by camellias and placed where it can be enjoyed. It is fun to exercise one’s creativity. What about camellias inspires you?

CAMELLIA PAINTINGS

Camellias have been depicted in silk screens, scrolls and paintings in Asia for centuries. More recently the Australian artist, Paul Jones, created a series of beautiful watercolors accurately depicting a number of camellias. He was able to capture the details and depth of the flowers and even the morning dew as it glistens on the petals.

The Southern California Camellia Society got permission to reproduce eight of these paintings to use as note cards. They make great thank you cards. Some people put them in picture frames as gifts or to decorate their home. They also make good raffle and door prizes. A camellia society wishing to use them for fund rais-



A cluster of camellias around this picture create an attractive home decoration.



Tray of three ‘Shikbu’ and tea candles.



This Paul Jones design is one chosen by the Southern California Camellia Society for note cards.



Barbara Patton's painting of *C. nitidissima*.

ing may purchase 25 or more sets at \$7.50 each from Susan Street-er, 1947 Midwick Drive, Altadena, CA 91001, (626) 797-1059, oakpathway@aol.com.

Occasionally an artist will get inspired and paint a garden with a camellia focus. One example is Barbara Patton's oil painting of a *C. nitidissima* for Meyer Piet, a family friend and noted camellia grower and breeder. Meyer and Lee Gaeta worked from Meyer's home garden in Arcadia California breeding camellias. They registered 16 *C. reticulata* hybrids, 12 *C. japonica*, and nine non-reticulata hybrids. The artist is the granddaughter of General George Patton Jr.—who grew up in San Marino California, was educated at West Point and best known for his leadership while commanding corps and armies as a general during World War II. He was also well known for his dramatic attire, controversial out-spokenness, and famous quotes such as, "War is an art and as such is not susceptible of explanation by fixed formula." I am fond of this one when sitting in brain-storming meetings: "If everyone is thinking alike, someone isn't thinking."



CHINA AND PORCELIN

A very lovely white China plate was made by Villeroy and Boch of Luxembourg and decorated with a lovely red camellia flower with nice green foliage. The original pattern of *Camellia facien-lata* 'Vinoso' was drawn by Nicolas Liex under the direc-tion of Jean Farancois Boch about 1850. It is another

wonderful example of camellia art. The plate was given to me at the 2001 International Camellia Society Congress in Los Angeles by delegates from Germany and Austria.



A carved wooden panel in the 'Love for the Lotus Pavil-lion'.



Objects made from camellia wood by Grady Perrigan.

The American Camellia Society gift shop has a good selection of glasses mugs, goblets, and glasses etched with camellia flowers. A china tea pot, with matching cup and saucer are decorated with beautiful pink camellia flowers with nice green foliage. These items may be ordered on line or by calling the gift shop.

WOOD CARVING

The Chinese Garden in the Huntington has many camellias in the landscape, as well as flowering trees and lotus growing in the ponds. A very beautiful wood carved door panel makes a wonderful decoration in the “Love for the Lotus Pavilion”. Camellias are carved in the wood of the teahouse, the “Hall of the Jade Camellia”.

Camellia wood has been used by carvers in Asia for centuries. More recently Grady Perrigan, among others, has made camellia wood objects in his shop. The first step is to find a fairly large trunk or limb. Grady collected his supply from older trees at the Huntington where he worked as a volunteer for years. The wood needs to cure for six months or a year before it is shaped with a lath, carving knives and sanded.

HANDMADE CRAFTS

By and large wood carving is a male craft and creative women are more likely to use camellias in quilting and other handmade crafts. Elva Harwood from New Zealand made a great camellia wall hanging for the Cornwall Congress.



Elva Harwood’s camellia wall hanging.

-- Photo by Gerry Draper



***C. japonica* ‘Wildfire’ a background for Italian statue.**



**A viewing stone
Chrysanthemum.**

SCULPTURES

In the North Vista camellia garden at the Huntington Botanical Garden in San Marino, California the tall glossy camellias serve as a wonderful background for 11 eighteenth century Italian stone figures. When these mature japonicas are in bloom during the winter months it is a spectacular site. They remain attractive all year even when not in bloom because the evergreen camellia japonicas serve as a wonderful background for the sculptures.

VIEWING STONES

Both Japanese and Chinese have used rock formations as part of their gardens

and have used individual stones as garden sculptures. In some cases, they are displayed as viewing stones on trays in a manner similar to bonsai plants. Viewing stone appreciation is the art of enjoying rocks and stones in their natural state. This art form be-



Left: Camellias form a background for these statues in The Huntingdon and azaleas are in the foreground.

Below: ‘Fashionata’ provides a bright bloom and a special setting for this statue.

gan in China almost two thousand years ago. It is 400 years old in Japan and Korea, but only 100 years in the western world. A local Chinese Bonsai Society exhibited several dozen fantastic bonsai trees and some interesting viewing stones.

BONSAI A LIVING ART FORM

Bonsai began in China where many basic techniques were developed. The word bonsai comes from the Chinese words *pun sai*. The art of bonsai was exported to Japan 500 years ago, and the Japanese introduced bonsai to the Western world. Bonsai consists of a living plant and a container. These two should be in harmony; it is part of the art form to select the right pot. A wide variety of trees and shrubs are used in bonsai. The most famous camellia bonsai come from Kumamoto, Japan. They traditionally use a Higo camellia to bonsai. A scion of the desired Higo is grafted on a wild camellia root and placed in a beautiful pot. The old gnarled root gives the effect of age to the bonsai. The bonsai is best displayed when the plant is two feet by two feet to show the trunk, bark, leaves and blooms to best advantage. The leaves and flowers are the same size when grown as a bonsai or in the ground.



A bonsai ‘Ohkan’.

(“*senkaku*”). A first class Higo always has a mass of dense beautiful long stamens arranged like the spokes of a wheel.

In the western world we generally use a container grown camellia to bonsai. ‘Ohkan’ (King’s Crown) is a good example of a Higo that makes a wonderful bonsai. A Higo camellia follows the established aesthetic principles which in Japanese are called “*go ben senkaku*”. ‘Ohkan’ has the five (“*go*”) petals, arranged on a flat plane (“*ben*”), with three main petals creating a triangle



CONCLUSION

Gardening is itself an art form, whether in one’s home garden or a public garden architecturally design by an expert. Home gardening is creative and the result of inspiration and perspiration. A garden may be enhanced with sculptures, wood carvings, bonsai and perhaps a tea house; but it is peaceful and relaxing regardless, especially when camellias are used in the landscape. There is absolutely nothing more beautiful in the winter when camellias are in full bloom.

Remembering Our Past: Toichi Domoto



Figure 1: 'Toichi Domoto', a seedling Domoto gave to the Nuccios and now named for him.

Toichi Domoto introduced camellias from Japan

Article & Photos by Bradford King

Toichi Domoto was a pioneer camellia grower and breeder who introduced camellias from Japan to the United States through his nursery in Hayward, California as well as breeding new cultivars.

Toichi was born in Oakland, California in 1902, the first son of Kanetaro Domoto, who immigrated to this country in 1882. He was one of 13 children born to Teru Morita Domoto. He grew up



Toichi Domoto

in the family nursery business and entered Stanford University in 1921 where he enjoyed life in the Japanese student house and participated in the rooting section at football games. In 1923 Toichi Domoto transferred from Stanford to the University of Illinois, Champaign-Urbana because the floriculture program at Illinois was one of the best.

After graduating, Toichi bought 26 acres in Hayward and opened his nursery specializing in camellias. Financial responsibility, discriminatory land laws, the Great Depression, Domoto Brothers foreclosure, and the 1941 internment of American citizens of Japanese ancestry were some of the burdens he endured without loss of his integrity, love of family, and passion for camellias.

Toichi Domoto married Alice Okamoto in 1940, and their two children were born during the war and relocation years. The family returned to Hayward in 1946.

Julius Nuccio knew Toichi Domoto most of his life as a fellow nurseryman and friend. He described him as a steady, quiet, humble person, with strong opinions regarding plant evaluation. Julius first met Toichi in the late 1930's when he went to his nursery in

Haywood, California because Toichi had the best stock, cultivars and knowledge of camellias and azaleas.

Toichi Domoto is responsible for bringing the following *C. japonica* cultivars to the United States. 'Abundance' came to America from Japan in 1937. This white medium peony is rarely seen today. We also do not see 'Amabilis Variegated', 'Christmas Red', 'Gill Red', 'Haku-Rakuten', 'Lewellyn', 'Moonlight', 'Peach Blow', 'Pink Star', 'Snowball', 'Snowdrift', and 'Sweet Sixteen'. All can be found in the "Historical Edition" of the *Camellia Nomenclature*, which is the 1981 edition. They are also in the 1996 *Camellia Nomenclature Supplement*.

'Cho-Cho-San' has a light pink medium flower which can be semidouble or anemone in form. It, too, is no longer often seen. However, we may see some of his introductions around older homes or enjoy them in public gardens. For example, 'Akebono', 'Pink Ball' and 'Destiny' are in The Huntington Botanical Gardens in San Marino, California. 'Akebono' has a pretty light pink cupped semidouble medium flower that Domoto brought from Japan to the USA in 1948. (Figure 2: 'Akebono'.) 'Pink Ball' has a lovely medium full peony soft pink flower that arrived in 1935 from Japan. (Figure 3: 'Pink Ball'.) 'Destiny' is a sport of 'Lady Clare' which he imported from Japan to the United States in 1955. The large white flower has deep pink stripes. (Figure 4: 'Destiny'.)

We can find 'Flame' in Descanso Gardens and The Huntington



Figure 2: 'Akebono' brought to U.S. in 1948.



Figure 3: 'Pink Ball'.



Figure 4: 'Destiny', a sport of 'Lady Clare'.



Figure 5: 'Flame'.



Figure 6: 'Flame Variegated'.



Figure 7: 'Gosho-Guruma'.



Figure 9: 'Shiro Chan'.



Figure 10: 'Scented Gem'.



Figure 11: 'Spring Festival'.

in Southern California. 'Flame' has a striking large deep red semidouble flower. Descanso Gardens also has a good specimen of 'Flame Variegated'. Nuccio's Nurseries continues to propagate this beautiful flame red camellia japonica. (Figure 5: 'Flame' and Figure 6: 'Flame Variegated'.)

'Gosho-Guruma' has a medium deep red peony flower which was imported in 1935 and can be seen in bloom early season in The Huntington. (Figure 7: 'Gosho-Guruma'.)

'Purity' is a popular rose form double white that is seen in many private and public gardens. This pretty flower blooms mid to late season and was imported by Domoto early in his career.

The most popular and widely known of the cultivars he was responsible for bringing to America is 'Pink Perfection', which was imported in the 1930's but was known as 'Usu-Otome' in Japan. The flower is a small perfectly formed pink formal double, still frequently seen in camellia shows and home gardens. Trees 20 feet tall can be seen when they have been left to grow naturally. They are spectacular when in full bloom. (Figure 8: 'Pink Perfection'.)

In addition to bringing camellias from his native Japan to America, Toichi bred and introduced seven *japonica*, two *non-reticulata* hybrids and two sports. The japonica cultivars are 'Bon Bon', a miniature to small white flower with red markings; 'Mrs. Nellie Eastman', a white medium with red streaks; 'Snowmist', a single miniature white; 'Til Andia', a large white semidouble; 'Tiny Bell', a small semidouble to loose peony salmon pink; 'Tiny Rose', a miniature semidouble rose pink; and 'White Buttons', a white miniature formal double.

The mutations he propagated are the popular 'Shiro Chan', a sport of 'C.M. Wilson', and 'Flowerwood', a fimbriated sport of 'Mathotiana'. (Figure 9: 'Shiro Chan'.)

The two hybrids are also favorites. 'Scented Gem' is a lovely miniature fragrant pink anemone form flower with white petaloids it inherited from 'Tinsie'. The fragrance was inherited from its seed parent, *C. lutchuensis*. The plant grows slowly with small lacy foliage. (Figure 10: 'Scented Gem'.) The Domoto *C. cuspidata* seedling 'Spring Festival' is a lovely pink that has a lighter pink tone in the center. It has profuse miniature rose form double flowers. (Figure 11: 'Spring Festival'.)

The *japonica* camellias he introduced are not often seen today but a japonica seedling he gave to Nuccio's Nurseries has great promise. The Domoto



Figure 8: 'Pink Perfection'.

family and the Nuccios felt this seedling worthy of being named to honor him. 'Toichi Domoto' has a beautiful rose pink medium flower with deep rose pink stripes. Its form is formal double to rose form double. We, too, wish to remember and honor this Japanese American camellia pioneer. (Figure 1: 'Toichi Domoto'.)

Below: The Christian Brothers retreat center, Mont La Salle, nestled in the hills above Napa Valley.

Center: The interior of the Chapel at the retreat center.

Right: The view of the valley with the vineyard in the foreground.



Let it snow ... let it

Snow is precipitation in the form of flakes shaped into tiny crystals. We observe it falling in light white flakes or covering the ground as a white layer. Snowflakes come in many sizes and shapes.

Some scientists have reported that Eskimos have a variety of names for different kinds of snow; others have refuted this claim. Linguists studying the Inuit language seek to resolve these conflicting views.

In the Camellia World, the use of snow to describe the different sizes and forms of white camellias brings no controversy. There are at least 20 *japonicas*, three *sasanquas* and three *non-reticulata* hybrids whose first name is snow. Since there are rarely white *reticulata* hybrids, there are no names using snow. In addition there are camellias whose second name is snow. Let's look at some of the most beautiful white camellias with snow

names as well as the snow camellias from Japan.

Camellia Japonica

'Snow Chan' is a sport of 'Shiro Chan'. It has a wonderful large to very large anemone formed flower that is pure white like fresh snow. It was registered in 1957 by Joe and Julius Nuccio, the founding fathers of Nuccio's Nurseries. When the American Camellia Society held its winter 2013 convention in Napa, California, we had lunch at the Christian Brothers retreat center, Mont La Salle, nestled in the hills above Napa Valley. The chapel is a wonderful example of Spanish Romanesque and Mission Style architecture. The setting inspired a sense of peace and tranquility as we leisurely strolled among the buildings landscaped by mature camellias — 'Herme', 'Victory White', 'Alba Plena', 'Gigantea' and 'Mathotiana'. (Figure 1: 'Gigantea'.)

Article & Photos By Bradford King



snow ... let it snow



Figure 1: 'Gigantea'.



Figure 2: 'Shiro Chan'.



Lynn King in the courtyard with the 'Shiro Chan' tree covered in 'Snow Chan' sports.




Figure 3: 'Snow Princess'.



Figure 4: 'Snow Tulip'.



Figure 5: 'Snow White'.



Figure 6: 'Snow Bell'.

They also had a beautiful 'Shiro Chan' tree with at least half a dozen branches of 'Snow Chan' sports. Positive proof for all to see was one branch with multiple white blooms with lovely pink stripes on each petal, and

the next branch was covered with pure white flowers. A fun and interesting experience was shared with camellia friends. (Figure 2: Close up of 'Shiro Chan'.)

There are miniature flowers like the anemone formed 'Snow Baby' and 'Snowmist', a single introduced by Toichi Domoto, as well as formal double flowers like the small 'Snow Fairy' and the medium 'Snow Princess' and 'Snow Cone'. There are semidouble forms ('Snow Cloud'), loose peony ('Snow Lady'), full peony flowers ('Snow Nymph'), and a large single to semidouble ('Snow Tulip'). All have lovely white petals as if covered in a blanket of snow. (Figure 3: 'Snow Princess' and Figure 4: 'Snow Tulip'.)

One widely distributed large highly built loose peony flower we see at camellia shows is 'Snowman'. The curled and twisted inner petals with notched and incurved outer petals make a stunning entry when in top condition. The plant grows well in a spreading and upright manner making a fine addition to the garden.

It was introduced in 1964 by W. Steward of Savannah, Georgia. (Front Cover: 'Snowman'.)

A more recent introduction 'Snow Swirl' was introduced in 2005 by C. M. and Lillian Gordy of Ocala, Florida. This large pure white formal double sometimes has ruffled petals and is a real beauty. There are also other large semidouble cultivars like the 1959 Star Nursery introduction 'Snow White'. (Figure 5: 'Snow White'.)



Figure 7: 'Snow Fall'.

‘Snow Bell’ was imported unnamed from Japan by the Huntington Botanical Gardens in San Marino, California. While not widely distributed, it was described in detail by Hertrich in Volume I, page 232 of his book *Camellias in the Huntington Gardens*. The only place I have seen it is in the Huntington Gardens where several mature specimens are thriving. The lovely medium flower with about 15 petals has occasional petaloids and yellow stamens with white anthers. (Figure 6: ‘Snow Bell’.)

‘Nioi Fubuki’ (“Scented Snow Storm”) is a medium to large white stripped rose Higo camellia with about 150 prominent yellow stamens. It has a slight scent which gives rise to its name. The plant when in the ground grows vigorously in an open, upright manner and blooms mid to late season. It became an official registered Higo in 1971. It has been used in breeding as it sets seed readily and produces interesting cultivars with a few inheriting the delicate scent. For example, Meyer Piet used ‘Nioi Fubuki’ as the seed parent to produce ‘Bessie Dickson’. This cultivar was named for Meyer’s friend and Jim Dickson’s grandmother. Jim is a third generation camellia lover who is active in his local camellia society and the American Camellia Society.

Hybrids

‘Snow Drop’, a miniature single white with pink petal edges, and ‘Snowstorm’, a single miniature, were developed in Australia, so are rarely seen in America. However, we are familiar with Dr. William Ackerman’s ‘Snow Flurry’, a cold hardy hybrid of *C. oleifera*, which he introduced in 1987. It has a small anemone flower with 12 petals and numerous petaloids. It blooms readily in early fall on a spreading dense plant. It is cold hardy to -10 degrees F.

Dr. Ackerman has introduced 36 fall blooming cold hardy cultivars and 16 spring blooming cold hardy cultivars. Eight have names that begin with Ashton, e.g. ‘Ashton’s Snow’, and 15 with winter, e.g., ‘Winter’s Snowman’. He named another cold hardy hybrid ‘Lu Shan Snow’ which is a white single. He also was a pioneer breeder of fragrant camellias. One white fragrant hybrid he named ‘Ack-Scent Snow’.

Camellia Sasanqua

‘Snowfall’ is a large single Nuccio’s Nurseries introduction. They think this chance seedling is a *sasanqua* –*oleifera* hybrid. It grows vigorously in an upright open



Figure 8: ‘Mine-No-Yuki’ bloom and ‘White Doves’ tree above.

manner blooming in the fall. (Figure 7: ‘Snowfall’.)

The other *sasanqua* cultivars are ‘Snowflake’, a medium, and ‘Snow’, better known as ‘White Doves’, whose priority name is ‘Mine-No-Yuki’. The English translation for this popular Japanese camellia is “Snow on the Ridge”. It is widely grown because it has a lovely small semidouble to loose peony flower making it an excellent landscape camellia. (Figure 8: ‘Mine-No-Yuki’ flower and the ‘Mine-No-Yuki tree above.)

Second Name Snow

There are few camellias that have used snow as part of their name. One example is ‘Pink Snow’ a *C. hiemalis* cultivar with a clear light pink anemone flower that resembles its seed parent ‘Mine-No-Yuki’ in form. It



Figure 9: 'Rose and Snow'.

was introduced by Paul Hines of Beaumont, Texas in 1951.

Gerbing Azalea Gardens listed 'Rose and Snow' in their 1941-1942 Catalogue. The flower is a medium rose-pink with white spots that resemble snowflakes. I see this lovely South Carolina *japonica* introduction blooming early season in The Huntington. (Figure 9: 'Rose and Snow'.)

In 1932 Gustav Gerbing began developing his gardens on Amelia Island, Florida. He was a key figure in the horticultural industry in post war Florida. He developed a show garden and nursery with 250,000 camellias and azaleas on 15 acres along the banks of the Amelia River. He introduced a number of new cultivars. Ralph May, his successor, introduced 'Jean May', a lovely shell pink *sasanqua* that continues to be a very popular sun camellia. Today home sites share a three-acre Camellia and Azalea Park where the nursery was located.

McCaskill Gardens in Pasadena, California introduced a seedling named 'Autumn Snow'. This single white *C. sasanqua* was described by William Hertrick in Volume III *Camellias in the Huntington*. Vernon McCaskill was a major camellia hybridizer who introduced 72 *japonica* cultivars and eight non-reticulata hybrids between 1930 and 1988. The nursery property is now a housing development.

Jill Read of Lucedale, Mississippi introduced 'Southern Snowball' in

2012. It has a medium anemone to full peony white flower that blooms early to late on a vigorous, dense and upright plant. (Figure 10: 'Southern Snowball'.)

Camellia Rusticana

These camellias are thought to be a *japonica* subspecies that come from the higher elevations of Japan where they grow insulated from the cold by a layer of snow. As the snow melts in spring the plants burst into a mass of color. This is why they are known as Snow Camellias. They are generally profuse, blooming with smaller flowers borne on a plant characterized by a bushy compact growth habit. They are typically entered in the species class in Southern California camellia shows. They have a variety of bright colors and flower forms making

them good landscape plants for the garden foreground.

Good examples include the following cultivars. 'Botanyuki' is a miniature anemone formed flower with blush pink petals and a cluster of yellow central petaloids giving the perception of a light yellow bloom. The white flower, a heavily striped rose-red medium to large rose form double flower of 'Hanami Gasa', is very sharp looking. 'Izumi' has a lovely coral pink medium semidouble flower. 'Kasuga Yama' has a small irregular semidouble red flower with white markings such that it resembles a smaller version of 'Daikagura'.

The miniature to small white anemone formed flower of 'Shiro Karako' looks lovely on its spreading bush. 'Yuki Geshiki' has a pretty small to medium blush pink anemone to peony flower with creamy petaloids.

Conclusion

The beautiful white camellia is linked in our mind's eye with snowflakes, snow mist, snow swirls, snow fall, snowstorms and snowmen. It is no wonder so many snow white camellias have snow names. We all appreciate the importance of rain in producing beautiful camellia flowers. We dread hail as it damages blooms. Yet there is a special beauty when a camellia in full bloom has a light covering of snow. While this never happens in Southern California, I had the pleasure of observing red and pink camellias covered in snow one early morning in Nevada City, California. By noon the snow had melted. Let it snow. Let it snow. Let it snow.



Figure 10: 'Southern Snowball'.



Spotlight: *Camellia japonica* ‘Elegans Champagne’

‘Elegans Champagne’ is the finest of the many sports that have mutated from the “Elegans Family”. It is the Dom Perignon of camellias. Champagne is the wine of celebration. Ships are launched with it, toasts are made at weddings and special occasions, and intimate moments between lovers are shared by sipping a glass of bubbly.

Dom Pierre Perignon was a Benedictine monk who in 1688 was appointed treasurer at the Abbey of Hautvillers near Epernay, France. Management of the wine making and the cellars were part of his duties. While he did not invent champagne, he developed the basic principles still used in making champagne. Today we have a brand of champagne named after him called Dom Perignon champagne. Many people laud this brand as the best champagne in the world due to its delicious flavor and thousands of tiny bubbles.

The Spotlight focuses on ‘Elegans Champagne’ as

the Dom Perignon of camellias. The large to very large white flower with creamy petaloids bubbling up from the center may show a burst of yellow stamens like champagne bubbles. It is a beautiful flower that when gibbed looks absolutely gorgeous. This lovely japonica cultivar is a sport from ‘Elegans Splendor’ which is itself a beautiful flower and a sport of ‘C.M. Wilson’. The green leaves are heavily serrated making it easy to identify even when not in bloom.

It was introduced in 1975 by Julius and Joe Nuccio the founding brothers of Nuccio’s Nurseries. There are many brands of champagne and many *japonica* cultivars but there is only one Dom Perignon champagne just as there is only one ‘Elegans Champagne’. Some may prefer other brands of champagne or other *japonica* cultivars, but there can be no disagreement that ‘Elegans Champagne’ deserves a place in the Camellia Spotlight. – **Bradford King**



Figure 1: ‘Stars ’N Stripes’

Joseph's coat of many colors

By Bradford King

In the Bible we are told that Joseph's father favored him and gave him a gift of a coat of many colors. As a result, he was envied by his brothers, who saw the special coat as an indication that Joseph would assume family leadership. In the Camellia World there are some flowers with multiple colored striped flowers that are particularly showy in the garden and may also lead their peers in camellia shows. While there are many grand *C. reticulata* flowers, some with wonderful viral variegation, there are no truly multicolored striped cultivars. There are many two toned sasanqua camellias usually white with pink, rose or red borders but it is rare to find a striped one. Likewise there are few non-reticulata hybrids with multiple colors with stripes, dashes and splashes of color. The exception is ‘Stars ’N Stripes’. It is a unique beauty with the single white flower striped rose red, frequently with a red border. It blooms profusely on a medium upright spreading plant. It is technically a hybrid as

it is a chance seedling of ‘Christmas Rose’ whose parents are ‘William’s Lavender’ and ‘Shishi Gashira’. However, it has all the qualities of a *C. sasanqua* from its general appearance to blooming season, flower type, leaf size, and sun tolerance. (Figure 1: ‘Stars ’N Stripes’.)

‘AY-AY-AY!’ is a very showy sport of ‘OO-LA-LA!’, itself a showy garden variety with a single to semidouble medium pink flower striped red with a white edge. ‘AY-AY-AY!’ has a strawberry pink flower heavily striped with dark red sometimes with additional white mottling. These cultivars have a long blooming season which makes them wonderful landscape plants providing interesting, colorful flowers not often seen by the uninitiated. They were introduced by Nuccio’s Nurseries. (Figure 2: ‘OO-LA-LA!’ and Figure 3: ‘Ay-Ay-Ay!’)

Miles Beach of South Carolina introduced a medium peony blush pink flower with wonderful splotches of rose pink and dark red highlights named for his mother ‘Mary Edna




Figure 2: 'OO-LA-LA!'



Figure 3: 'AY-AY-AY'



Figure 4: 'Mary Edna Curlee'

The American Camellia Society

The American Camellia Society is located at Massee Lane Gardens, 100 Massee Lane, Fort Valley, Georgia 31030, the headquarters of the organization. Executive Director is Celeste M. Richard, crichard@americancamellias.org, 478-967-2358. Established in 1945, ACS is a non-profit organization dedicated to the promotion of the genus *Camellia* L. and the education of the public about camellias. Contributions are welcomed to help further the goals of the Society and can be made to: The American Camellia Society, 100 Massee Lane, Fort Valley, GA 31030. Contributions deductible in the year made.

Join Us!

Members receive the annual American Camellia Yearbook and four issues of *The Camellia Journal*. U.S. Single/Joint: \$30; Foreign - Canada: \$44.50; Mexico \$55.50; Other: \$64.50.

Massee Lane Gardens

Massee Lane Gardens, the historical home of the American Camellia Society, is a 40-acre garden featuring the extensive camellia collection of the Society and several specialty gardens. Guided tours are always available in this year-round garden, where color follows color throughout the year. Two galleries feature the world's largest public display of Edward Marshall Boehm porcelains and other porcelain artists in the Annabelle Lundy Fetterman Educational Museum and the Stevens-Taylor Gallery.

The spacious Gallery and gardens may be rented for beautiful events. For information and reservations call the Gift Shop at 877-422-6355 or ask@americancamellias.org. Further information is available at www.americancamellias.org.

ACS Affiliations include:

International Camellia Society: American Horticultural Society: American Public Gardens Association: National Council of State Garden Clubs: Royal Horticultural Society.

The Camellia Journal

The *Camellia Journal* is published quarterly in March, June, September and December by the American Camellia Society.

Editor: Bradford D. King

bdk@usc.edu

Publications Editor: Roger Ann Davis

rogerannDavis@yahoo.com

Advertising: Camille Bielby

cbielby@americancamellias.org

Production: Roger Ann Davis

Opinions expressed in articles in this magazine do not necessarily reflect the policy of the ACS or of its officers or directors. While the *Journal* endeavors to assure the reliability of its advertising, neither the *Journal* nor the ACS assumes responsibility for any transaction between our advertisers and our readers. © 2013 American Camellia Society articles may not be republished without written permission.

The Camellia Journal (USPS 555-900) (ISSN 008 204X)

Published quarterly by the American Camellia Society in Fort Valley, GA. Four issues per year. March, June, September, and December. Subscription price is included in the annual membership dues. Periodical Postage paid at Fort Valley, GA and additional mailing offices. POSTMASTER: Send address changes to: *The Camellia Journal*, 100 Massee Lane, Fort Valley, GA 31030.



Figure 5: 'Lady Laura'



Figure 6: 'Toichi Domoto'



Figure 7: 'Clown'




Figure 8: 'Happy Harlequin'

Curlee'. It has not been seen frequently in Southern California so it has been the envy of local growers when it is shown. It is the multiple colors that attract attention as there are too few camellias with such color combinations. (Figure 4: 'Mary Edna Curlee'.)

I am a big fan of 'Lady Laura'. The large peony pink flower with lovely rose markings makes it stand out in the garden and a blossom that can win points in a camellia show. The flower is spectacular when gibbed and thus a frequent winner. It was introduced by T.E. Lundy in Pensacola, Florida in 1972 and is widely grown. It is also said to be rose form and formal double, but my plant blooms reliably and consistently with many lovely peony formed flowers. (Figure 5: 'Lady Laura'.)

In 2006, 'Toichi Domoto', a rose pink with deep pink stripes, was introduced by Nuccio's Nurseries. This beautiful medium formal double to rose form flower was named for Toichi Domoto, a pioneer hybridizer from Northern California. He gave this seedling to Nuccio's years ago to evaluate. It is a wonderful way to honor this great camellia breeder. (Figure 6: 'Toichi Domoto'.)

The medium semidouble flared trumpet shaped white flower with heavily variegated rose red streaks, flecks, spots, and splotches in different hues makes 'Betty Foy Sanders' a striking flower. It was registered by Fred Smith from Georgia in 1965 and named for the wife of the governor of Georgia at that time. It is another cultivar that when gibbed can be best of class. It also does well in the garden, growing upright and bushy. If given time, it will be one of the taller plants in the garden showing why we think of camellias as small trees. (On the Cover: 'Betty Foy Sanders'.)

'Clown' has a medium, full peony flower. The petals vary from rose red, clear red, to dark red and white. The colors are in fine stripes. The center has small petals and petaloids with short stamens intermingled with larger petals and some are curved like a rabbit's ears. Its many colors and complicated form does look like an abstract artist's version of a circus clown. Most of us enjoy the colorful antics of clowns but a few people are intimidated and frightened by clowns. This interesting flower was introduced by Julington Nurseries, Jacksonville, Florida in 1960. (Figure 7: 'Clown'.)

'Clown' leads us to 'Happy Harlequin'. Harlequin is defined as a clown having multicolored irregular variable shapes. This describes 'Happy Harlequin', which has a semidouble veined strawberry pink flower with rose red stripes that has deeper hues at its center with an irregular narrow white margin. The flower is showy and grows vigorously upright and somewhat open. This Nuccio's Nurseries introduction has begun to win fans. It was awarded the Illges Japonica Seedling Award in 2012. (Figure 8: 'Happy Harlequin'.)

In 1987 Monrovia Nursery, Azusa, California introduced 'Raspberry Ice', a medium semidouble light rose pink flower with wide white petal edges and streaks of raspberry on each petal. This striking flower is a sport of 'Cinderella' which is a sport of 'Fred Sander'. (Figure 9: 'Raspberry Ice'.)

Monrovia Nursery Company, Inc. was founded in 1926 by the aptly named Harry Rosedale and is headquartered in Azusa, California. The company grows more than 20 million container plants in 2,000 varieties at their five nurseries in California, Georgia, North Carolina, Ohio, and

Oregon. Among the offerings are camellias, conifers, ferns, perennials, rhododendrons, and trees. The company has introduced some 300 exclusive varieties, holding more than 200 patents and trademarks. Monrovia supplies more than 5,000 garden centers with its plants. In addition the company crafts topiary forms some of which can be seen at Disneyland and Walt Disney World. Monrovia has a 60-acre, state-of-the-art nursery devoted solely to camellia production in Visalia, California. This has been done to keep camellias totally separate from other nursery plants to prevent the spread of harmful pathogens like Sudden Oak disease. The company propagates and sells more than 100 different camellia cultivars.

‘Mabel Bryan’ and its sport ‘Mabel Bryan Strawberry’ are older cultivars that have lovely multicolored petals. ‘Mabel Bryan’ has a large semidouble white flower with pink and red stripes, and ‘Mabel Bryan Strawberry’ has the red and pink stripes but on a light pink background veined deeper. (Figure 10: ‘Mabel Bryan’ and Figure 11: ‘Mabel Bryan Strawberry’.)

‘Haru-no-utena’ is also an older cultivar that came to us from Japan. It has a medium semidouble flower with petals that stand up, making this white flower with rose spots and stripes stand out. In some instances, the light pink is substituted for the white. Is this actually a sport? In order to be a mutation the flower must consistently be pink with the rose stripes for three years on the same stem or branches. What do those of you who grow this cultivar observe?

The multiple colored flowers with stripes discussed so far have been medium or large. The small beautiful pink and white formal double flower with red striped flowers of ‘Les Marbury’ makes the cut. Not only is it beautiful but it tolerates heat and is cold hardy. It was originated by Dr. J.M. Habel, Jr. of Virginia. The flower buds of this cultivar just before opening are also very attractive. (Figure 12: ‘Les Marbury’ and Figure 13: ‘Les Marbury’ - three buds.)

Don Bergamini from Northern California and ACS President elect introduced ‘Chris Bergamini’ in 1999. The miniature to small white anemone flower has lovely striped markings in various tones of red and pink. It is capable of winning show points. The plant grows upright at an average rate and was named for Mary and Don’s grandson. (Figure 14: ‘Chris Bergamini’.)

In the book of Genesis, Joseph was sold into slavery by his jealous brothers and rose to become the second most powerful man in Egypt after the Pharaoh. Our multicolored striped camellias are not sold into slavery but do become picturesque additions to the garden with some rising to become show winning flowers. Joseph dreamed of fame. We dream of more of these unique camellias. Joseph also planned for famines to be able to feed the people of Egypt. We too must not rely on chance and plan to breed more of these wonderful multicolored camellias to feed the hunger for beauty in the Camellia World.



Figure 9: ‘Raspberry Ice’



Figure 10: ‘Mabel Bryan’



Figure 11: ‘Mabel Bryan Strawberry’



Figure 12: ‘Les Marbury’



Figure 13: Three buds of ‘Les Marbury’



Figure 14: ‘Chris Bergamini’



FIGURE 3: 'SOMETHING BEAUTIFUL'



FIGURE 8:

SMALL CAMELLIAS: DELI ARTICLE & PHOTOS

The beautiful and lovely small camellias are only two and a half to three inches in size, yet they have the same range of forms, blooming periods and types of growth habits as other camellias plants. Many make quality show exhibits as well as excellent garden plants. A few are fragrant and others have been used in hybridizing programs. There are many wonderful japonica cultivars and some non-reticulata hybrids that will make your garden pop when in bloom.

JAPONICA SHOW FLOWERS

The usual small japonica camellia show winners are 'Red Hots', 'Kiku-toji', 'Something Beautiful', 'Pink Perfection', and 'Little Babe Variegated'. 'Red Hots' is a small to medium tubular, brilliant red semidouble flower with pointed petals, and the plant grows upright with attractive dark green foliage. This columnar

shaped plant will fit in areas with limited width. Introduced by Nucchio's Nurseries in 1992 it has become very popular in a relatively short time. There are so many red camellia seedlings it really took an outstanding flower and plant to gain the status that 'Red Hots' has earned. On the other hand, it is very interesting that I have never seen 'Kiku-toji' in Southern California camellia shows, yet this cultivar is not new, coming from Yokohama, Japan to America in 1895. The formal double deep red blotched white flower grows on a vigorous bushy plant and is a regular winner at camellia shows in the Southeast. (Figure 1: 'Red Hots' and Figure 2: 'Kiku-toji'.)

'Something Beautiful' is popular for its small formal double pale pink flower edged with burgundy red. This little beauty was introduced by Edwin and June Atkins of Shalimar, Florida in 1985. (Figure 3: 'Something Beautiful'.) 'Pink Perfection' is as close to perfect as a formal double flower can be. The plant, brought from Japan to Sacramento, California in 1875, produces pink flower



'DEMI-TASSE'



FIGURE 4: 'PINK PERFECTION'

GHTFUL AND LOVEABLE

BY BRADFORD KING

after flower that are essentially identical year in and year out. It remains one of the most popular camellias in America where it is seen in older gardens and as a landscape plant for new homes everywhere camellias are grown. 'Little Babe Variegated' has a dark red formal double to rose form double flower with attractive white markings. It is a 1974 introduction by W. Maurice Harrison of Pensacola, Florida. (Figure 4: 'Pink Perfection' and Figure 5: 'Little Babe Variegated'.)

There are hundreds of other beautiful small japonica flowers that are grown and enjoyed in the United States. One of the most interesting is 'Tama-no-ura' with its unique picotéd border. The plant grows rapidly into a mature upright and open plant with slender branches that sweep freely. This japonica reliably produces many small single bright red flowers with heavy white borders. It sets seeds readily and has been used to produce seedlings with the popular genetic white border. There are dozens of this seedling that

have been introduced by camellia growers over the years. It was discovered in Japan in 1973 by a charcoal gatherer and was imported to America by Nuccio's Nurseries in 1978. This nursery has introduced nine Tama seedlings to the public. 'Tama Peacock' is, to my way of thinking, the best of these. The flower has a beautiful maroon red washing and a large white border. The form is semidouble and tubular. It too sets seeds readily and produces a golf ball sized lovely bronze toned seed pod. New growth frequently has lovely dark bronze tone leaves that, when mature, turn green. The plant grows upright and has branches that hang down loosely. (Figure 6: 'Tama Peacock' and Figure 7: 'Tama-no-ura'.)

If you like semidouble camellia flowers with attractive petaloids, 'Demi-Tasse' and 'Hishi-karito' are two of the most distinctive. 'Demi-Tasse', has a lovely peach toned pink blossom that is small to medium semidouble with a hose-in-hose form and a row of petaloids between the petals that when correctly formed



FIGURE 1: 'RED HOTS'



FIGURE 2: 'KIKU-TOJI'



FIGURE 5: 'LITTLE BABE VAR.'

—PHOTO BY RICHARD BUGGELYN



FIGURE 6: 'TAMA PEACOCK'



FIGURE 7: 'TAMA-NO-URA'



FIGURE 9: 'HISHI-KARITO'



FIGURE 10: 'TINKER BELL'

looks like a cup and saucer. This uniquely formed flower was introduced by Vernon McCaskill in 1962. McCaskill was a major camellia hybridizer in Pasadena, California. The nursery he owned introduced 72 japonica cultivars and eight non-reticulata hybrids between 1930 and 1988. 'Hishi-karito' is an old cultivar imported from Japan in 1934.

rising from the 'Ellegans' family. There are only a few small anemone formed flowers of which one of the best is 'Tinker Bell'; this pink striped rose red plant blooms early to mid-season. It was introduced in 1981 by Nuccio's Nurseries. 'Jingle Bells' is a rose red sport of 'Tinker Bell' with a nice small anemone flower. We certainly



FIGURE 11: 'JINGLE BELLS'

It continues to be popular because the delicate pink small to medium flower with a fountain of white petaloids in the center is very pretty. It reliably produces many uniform flowers that make wonderful trays of like blooms. (Figure 8: 'Demi-Tasse' and Figure 9: 'Hishi-karito'.)

Anemone formed flowers account for only about 10 percent of camellia flowers with most of them miniature or the large sports

could use more anemone formed camellias. (Figure 10: 'Tinker Bell' and Figure 11: 'Jingle Bells'.)

Two of the best small peony formed flowers are 'Maroon and Gold' and 'Marchioness of Salisbury'. 'Maroon and Gold' has a loose peony maroon flower with a cluster of golden stamens poking out from among the petals; it blooms early to late season on a vigorous upright plant. The camellia 'Marchioness of Salisbury'



FIGURE 12: 'MAROON AND GOLD' PLANT

came from England in the 1800's to Magnolia Gardens, South Carolina. Magnolia Plantation and Gardens was founded in 1676 by the Drayton family and is the oldest public gardens in America, opening its doors to visitors in 1870 where camellias have been a mainstay. 'Marchioness of Salisbury' has a dark plum maroon flower with white markings. (Figure 12: 'Maroon and Gold' and Figure 13: 'Marchioness of Salisbury'.)

Many people are most impressed with formal double camellia flowers. This is particularly true for the following small formal double blooms. 'Baby Pearl' has a white flower shaded and washed with a lovely tone of orchid pink; 'Cabernet' has a rich dark red color reminiscent of a burgundy wine hence its name; 'Grace Albritton' has a light pink flower with marvelous hues of a deeper pink on the edges of the petals; 'Little Man' has a white flower with pink edges, and this mid-season bloomer may have either a formal double or rose form double flower. (Figure 14: 'Baby Pearl', Figure 15: 'Cabernet', Figure 16: 'Grace Albritton' and Figure 17: 'Little Man'.)

HYBRID SHOW FLOWERS

There are no well-known small reticulata hybrids but many well-known non-reticulata hybrids. In almost all camellia shows non-reticulata hybrids are entered in the same class and not separated by size as is the case with the more numerous japonica cultivars. Camellia show judging is based on a point scoring system with 25 points each for form, color, size and condition. It is interesting that out of the eight cultivars gaining the most points in the non-reticulata hybrid class five are small. In part this is due to the fact there are only a few large non-reticulata hybrids but there are certainly many medium sized flowers. Generally the biggest show winners are 'Spring Daze', 'Freedom Bell', 'Punkin', 'Sweet Jane' and 'Buttons 'n Bows'. It is no surprise that these cultivars win points because they all have very beautiful small flowers.

'Spring Daze' is a *saluenensis* hybrid with a blush pink flower with coral pink edges. In Southern California it is almost always rose form and is shown open therefore looking like a peony shaped flower, but in Northern California it blooms as a tight centered for-



FIGURE 13: 'MARCHIONESS
OF SALISBURY'



FIGURE 14: 'BABY PEARL'



FIGURE 15: 'CABERNET'



FIGURE 16:
'GRACE ALBRITTON'



FIGURE 17: 'LITTLE MAN'



FIGURE 18: 'SPRING DAZE'
(OPEN FORM)



FIGURE 19: 'SPRING DAZE'
(BUD FORM)



FIGURE 20: 'SWEET JANE'



FIGURE 21: 'BUTTONS 'N
BOWS'



FIGURE 22: 'NIGHT RIDER'



FIGURE 23: TOM NUCCIO SHOWS PURPLE ROOTS OF 'NIGHT RIDER'

mal double. They don't look like the same flower and both are smashing. When both have excellent entries, the bench judging team may send both forms to the head table for the rest of the judges to vote their preferences. (Figure 18: 'Spring Daze' open form and Figure 19: 'Spring Daze' bud form.)

Originally there were no red colored hybrids. Breeders were able to get color breakthroughs over time. The very best small red hybrid is the widely grown 'Freedom Bell'. It has a bright red bell-shaped semidouble flower that blooms early to mid-season on a vigorous upright compact plant.

'Punkin' has a rose pink tiered or hexangular formal double formed flower with incurved petals. It was originated by H. Novick of Woodland Hills, California in 1988. This Southern California bred camellia is not seen in Southern California camellia shows but has a strong following on the East Coast.

'Sweet Jane' is a japonica cross with *C. transnokoensis* which produces a flower with pale pink center, shading to deeper pink petals. It has a peony form that blooms mid-season on a vigorous upright plant. The formal double light pink flower with deeper pink petal edges describes 'Buttons'n Bows'. It is a *saluenensis* hybrid that grows at an average rate into a compact very bushy dense plant. (Figure 20: 'Sweet Jane' and Figure 21: 'Buttons'n Bows'.)

There are a variety of hybrids with interesting colors and markings that must be mentioned even though they are not the biggest show winners. For example, perhaps the darkest red camellia is the small semidouble flower 'Night Rider'. It is an interesting plant with a long recessive gene that accounts for the dark red flower color, red roots and attractive deep maroon new foliage. It is a 'Kuro-tsubaki' seedling bred by Os Blumhardt of New Zealand and introduced in 1985. (Figure 22: 'Night Rider' flower and Figure 23: Tom Nuccio holding a pot showing the red toned roots.)

Dr. Kaoru Hagiya from Japan bred 'Yume'. It is a 'Shishi Gashira' x *C. yuh-sienensis* hybrid with a single pink flower with distinctive white markings. This



FIGURE 24: 'YUME'



FIGURE 25: 'KI-NO-SENRITSU'



FIGURE 26: 'SENRITUSU-KO'



FIGURE 27: 'KOGANE-NISHIKI'



FIGURE 28: 'SPRING MIST' - INDIVIDUAL BLOSSOM AT RIGHT



variegation is genetic not the result of a virus. Petals may alternate three white and three pink petals or have pink and white petals. It is a profuse blooming very showy garden camellia. Yume means dream in English. It sets seed readily and can produce lovely seedlings. (Figure 24: 'Yume'.)

The other color breakthrough in camellia hybrid breeding is the addition of yellow toned camellia flowers. 'Kicho' (Yellow Sweet Tune) has a small tubular pale yellow single flower. 'Kiho' (Yellow Phoenix) has a light yellow single tubular flower with wavy petaloids. 'Ki-no-senritsu' (Melody of Yellow) has a small to medium soft yellow peony to loose peony flower. 'Senritsu-ko' (Pinkish Melody) has a small to medium formal double to rose form double light yellow flower with peach pink tones on the petal edges. 'Kogane-nishiki' (Metallic Gold Fabric) has a small single flower with slender stripes of red on a pale yellow background. (Figure 25: 'Ki-no-senritsu', Figure 26: 'Senritsu-ko' and Figure 27: 'Kogane-nishiki'.)

FRAGRANT FLOWERS

Almost all of the fragrant camellias resulted from crosses be-

tween *C. lutchuensis* with *C. japonica* cultivars. Three of the best small cultivars are 'Koto-no-kaori', Spring Mist' and 'Sweet Emily Kate'. All have inherited a sweet scent from *C. lutchuensis* that seems to be best in a new flower in the warmth of midday. In my experience 'Sweet Emily Kate' has a weaker scent than 'Spring Mist' with 'Koto-no-kaori' the strongest when at its best. However, with that said, there is much variability in fragrance in terms



FIGURE 29: 'SWEET EMILY KATE'

of when and where one samples a flower's scent. 'Koto-no-kaori' (Perfume of Ancient Capitol) was bred in Japan. It has a single rose pink flower that blooms early to mid-season on an upright, lacy plant. Dr. Clifford Parks bred 'Spring Mist' which has a semi-double blush pink flower that shades to white; it blooms mid-season on a vigorous upright plant with an open growth form. 'Sweet Emily Kate' has a blush pink flower shading to a pale pink center with an irregular loose peony form. It blooms mid to late season on a slow growing plant with brittle sweeping branches. (Figure 28: 'Spring Mist' flower and tree, Figure 29: 'Sweet Emily Kate' and Figure 30: 'Kato-no-Kaori'.)

SPECIES

Two attractive red toned small camellias species are now available from some camellia nurseries. *C. azalea* (*C. changii* Ye) has a small to medium bright red single flower. The red hue is unlike other red camellias. The new buds elongate before blooming, looking like a lipstick. Buds cluster on terminal branches and in axis stems. This camellia blooms from June to May in Southern California with a peak midsummer blooming period. In their native China they bloom all year long. At Longwood Gardens in Pennsylvania they also bloom repeatedly all year long in the heated green houses and conservatory. This species has smooth oblong leaves with no serrations. It has potential as a landscape camellia and grows bushy upright and can be kept neat and open with grooming. It is reported to reach 10 feet when mature. I save the cuttings to graft for two reasons; first, the plant is hard to come by, and second, it is notoriously impossible to grow from cuttings. My plants are planted in front of mature japonica cultivars where they have adjusted well to various amounts of dappled sunlight. In brief they are grown like a japonica cultivar. Since it is hot and humid where they grow in China, they should do well on the East Coast with these conditions. They tolerate temperatures as low as 23 degrees and will thrive in hot 90 to 100 degree weather. My impression is that they need 65 to 70 degree day time temperatures



FIGURE 30: 'KATO-NO-KAORI'

to bloom. However, we have much more to learn about this plant and its culture. This species is the best bet to be used in a breeding program with the goals of producing summer blooming and repeat blooming hybrid camellias. The first summer blooming hybrids have been reported in China and a few re-blooming seedlings have been produced in America.

C. amplexicaulis has a cup shaped plum toned red flower with eight thick petals with a tiny white edge and a nice cluster of yellow stamens. The leaves are large and heavily serrated. Two clones are available in America. One has very long leaves (seven inches) with a red flower. The second has smaller leaves, a slightly brighter red flower with attractive bright red buds. In Southern California both bloom mid to late season but in its native Vietnam it blooms summer and autumn. It is reported that this species has been induced to flower at other times. My plants grow upright and have very open with loose branches that are vulnerable to damage; the long leaf form may need to have its branches tied up. Therefore, I find the short leaf plant a better candidate for the landscape plus the flowers and buds are brighter and more attractive. This species has great potential in hybridizing as it crosses well with a number of japonica cultivars. As of April 2013 no one in America has registered any of its seedlings.

CONCLUSION

Small camellia flowers are cute, pretty, charming, sweet, and endear themselves to camellia growers for their appealing ways. They may be small but should never be overlooked. The popular saying, "Some of the best things come in small packages", fittingly describes these little beauties.

Remembering Our Past: **HOWARD ASPER**



Figure 1: ‘Howard Asper’, one of many cultivars he introduced.

Howard Asper a prolific camellia breeder

Article & Photos by Bradford King

Howard Asper was Curator of Camellias at Descanso Garden, La Canada, California where he helped build the camellia collection, overseeing camellia propagation and harvesting camellias for the cut flower industry. He was present when the first *Camellia reticulatas* were imported from China to Rancho del Descanso (Descanso Gardens) in 1948. He reported that five of the original 20 died. Several months later Ralph Peer of North Hollywood imported the same 20 cultivars and all but three died. Fortunately these three were the same as some of the five that didn’t make it in Descanso; consequently 18 cultivars of the original 20 were now in America.

When Howard became Superintendent of The Huntington Botanical Gardens, San Marino, California, he supervised the gardens to ensure the rare trees and plants brought from the far corners of the world thrived.

Howard was born in 1905 to William Asper and Emma Snoke. He married Hazel Crawford and had two children. He had a passion for camellias and was dedicated to propagating and hybridizing them on his own time. Hazel and Howard Asper bought 10 acres of land near the town of Escondido, a city occupying a shallow valley ringed by rocky hills, just north of the city of San Diego where they built an attractive cottage in 1952. They proceeded to grow camellias on weekends and holidays when he worked at

June - August 2013

the Huntington. He retired in 1962 and named the property Green Valley Nurseries where they grew Birds of Paradise, *Magnolia grandiflora* and thousands of camellia seedlings. He successfully crossed two members of the Theaceae family that belonged to different genus, *C. pitardii* x *Tutcheria spectabilis*, which produced yellowish flowers in late summer and early fall. Intergeneric crosses at that time had been thought to be impossible.

Howard was a prolific camellia breeder who introduced the following *reticulata* hybrids: ‘Aztec’, ‘Cherry Ripe’, ‘Dream Girl’, ‘Flower Girl’, ‘Forty-Niner’, ‘Four Winds’, ‘Show Girl’, ‘Fire Chief’, ‘Howard Asper’, ‘Milo Rowell’, ‘Mouchang’, ‘Pharaoh’, ‘Red Emperor’, ‘Valley Knudsen’, ‘William Hertrich’ and ‘Valentine Day’.

Let’s look at a few of his introductions in more detail. In 1963 he registered a large deep red flower, aptly calling it ‘Fire Chief’, and a very large salmon pink which he named for himself. They are both beautiful cultivars. (Figure 1: ‘Howard Asper’ and Figure 2: ‘Fire Chief’.) Two of his “Girls” have lovely pink tinted flowers; ‘Flower Girl’ has a large to very large pink semidouble to peony flower and ‘Show Girl’ a large to very large pink semidouble to peony flower. (Figure 3: ‘Flower Girl’ and Figure 4: ‘Show Girl’.) In 1966 he introduced ‘Mouchang’ which has a very large semidouble salmon pink flower. (Figure 5: ‘Mouchang’.) The very large old rose hue of ‘Pharaoh’ with wavy petals is another wonderful flower which was introduced in 1971. (Figure 6: ‘Pharaoh’.)

Many people consider ‘Valentine Day’ the very best of his intro-



Mrs. Alys Honey, left, Mrs. H. Whittlesey and Mr. and Mrs. Howard Asper.



Mr. and Mrs. Howard Asper admire his Harris Hybrid Award winner 'Valley Knudsen'.

ductions. It is a cross between *reticulata* 'Crimson Robe' ('Dataohong') and *japonica* 'Tiffany'. It is a large to very large salmon pink bloom with a formal double form with a rose bud center. It is one of only a few formal double *reticulata* flowers. 'Valentine Day' is a spectacular bloom. (Figure 7: 'Valentine Day'.) Its variegated form is a striking pink blotched white formal double flower. (Figure 8: 'Valentine Day Variegated'.) 'Valley Knudsen' continues to be popular at camellia shows for its deep orchid pink large semidouble flower. This *C. saluenensis* seedling x *C. reticulata* 'Buddha' has received the following awards: Aubrey Harris Hybrid Award, 1971; Frank L. Stormont Reticulata Award, 1972; and William E. Woodroof Camellia Hall of Fame Award, 1981. (Figure 9: 'Valley Knudsen'.)

When serving as Superintendent of Gardens at The Huntington Botanical Gardens he worked with William Hertrick whose life time work was to build a world class camellia collection. William Hertrick began growing camellia seeds in 1912 for grafting under stock of new cultivars which were set out in the North Vista and in the North Canyon. In 1942 the Southern California Camellia Society began to help build the camellia collection. The Society donated camellias and developed a test garden helping to develop new cultivars. The Society continues to have an annual Camellia show the second week in February at The Huntington. Howard Asper honored William Hertrick by naming a very large deep cherry red semidouble with heavy irregular folded petals and intermixed petaloids for him in 1962.

Howard was invited by the president of the Mexico City Garden Club, Alys Honey, to visit, lecture and demonstrate grafting in February 1972. In fact he grafted 60 scions he brought with him for distribution to club members. Alys Honey, a member of ACS, thanked the American Camellia Society and Howard Asper for helping Mexico in growing 50 outstanding varieties in her 1973 Camellia Yearbook article (Page 9). She also explained that older camellias have been grown in Mexico for years. Mexico is a country that we rarely have heard camellia news from in recent years.

Howard died on July 18, 1993 in Escondido. He was described by those who knew him as kind, understanding, and generous with his knowledge. In the Camellia World he is best known for doing crosses that produced very large, beautiful flowers like 'William Hertrick', a seedling of *C. reticulata* 'Cornelian'.



Figure 9: 'Valley Knudsen'



Figure 10: 'William Hertrick'



Figure 2: 'Fire Chief'



Figure 5: 'Mouchang'



Figure 3: 'Flower Girl'



Figure 6: 'Pharaoh'



Figure 4: 'Show Girl'



Figure 7: 'Valentine Day'



Figure 8: 'Valentine Day Variegated'



Spotlight: *Camellia japonica* 'Nuccio's Cameo'

Nuccio's Nurseries has introduced 205 camellias since 1935 and continues to offer new varieties today. The first introduction bearing the Nuccio name was 'Katherine Nuccio' in 1950 which has a semidouble large rose pink flower.

'Guilio Nuccio', a large to very large coral rose red, came to us in 1956. In addition it has a variegated form and two sports, one fimbriated and a second pink. There are a number of other *japonica* cultivars considered worthy of the Nuccio name, including 'Nuccio's Bella Rossa', a large red formal double, and its variegated form a sport 'Nuccio's Bella Rossa Crinkled'. Others are our spotlight 'Nuccio's Cameo', 'Nuccio's Carousel', a medium to large soft pink flower, toned darker pink on the outer petals; 'Nuccio's Gem', a medium white formal double bloom; 'Nuccio's Jewel', a medium peony white flower with shades of coral pink petal edges; 'Nuccio's Pearl', a medium formal double blush white flower with pointed petals toned deeper pink; and

'Nuccio's Pink Lace', a medium to large blush pink peony flower. There is also one *reticulata*, 'Nuccio's Ruby', which has a large to very large deep red flower with ruffled petals, and one non *reticulata* hybrid, 'Joe Nuccio', a medium formal double orchid pink bloom with incurved petals toned deeper pink.

The Camellia Spotlight highlights just one of these beautiful Nuccio introductions. 'Nuccio's Cameo' is a medium to large pink formal double flower that occasionally opens as a rose form double. My plant has reliably bloomed for 20 years from early to late season on an upright compact bushy plant which makes it an excellent landscape camellia.

Cameo is a method of carving an object such as an engraved gem, item of jewelry or vessel. It features a raised relief image. 'Nuccio's Cameo' is like a beautiful engraved gem with its raised formal double flower which is why we shine the camellia spotlight on it.

Bradford King

A New Feature - Remembering Our Past: D.W. DAVIS NURSERY



‘Mrs. D.W. Davis’, one of many beauties at the Davis Nursery.

The Hundred Dollar Baby: ‘Mrs. D.W. Davis’

Article by Bradford King

Beginning in 1954 when ‘Mrs. D.W. Davis’ was first introduced, she became a camellia that attracted keen attention at camellia shows with a long list of customers signing up to get a plant to add to their collection. Mr. D.W. Davis grew this ‘Elizabeth Boardman’ seedling from a seed planted in 1947. The D.W. Davis Nursery was located in Seffner, Florida, a small town 15 miles from Tampa. He named the flower for his wife although he himself referred to the bloom as “Mama”. It first bloomed in 1952. This blush pink semidouble flower is very large, frequently exceeding 6 inches in diameter. It grows on a vigorous upright plant that blooms in midseason. The lovely green leaves make this camellia plant attractive all year.

It became known as the “hundred dollar baby” be-

cause all of the first plants sold for at least \$100 each. In today’s dollars this would put a big dent in a thousand dollars. In fact Mr. Davis turned down an offer of \$1,000 for this camellia when it was just a two-foot seedling with one beautiful flower. ‘Mrs. D.W. Davis’ won the coveted “John P. Illges Medal” for an outstanding camellia *japonica* seedling in 1954. She has continued to be a classy camellia seen in gardens throughout the Camellia World and wins points at camellia shows more than 50 years after her debut.

‘Mrs. D.W. Davis’ mutated at Descanso Gardens a large full peony blush flower introduced in 1970. The genes of ‘Mrs. D.W. Davis’ live on in other camellias. One *reticulata* we are familiar with is the very large, beautiful semidouble ‘LASCA Beauty’ bred by Dr. Clifford Parks. David Feathers introduced a seedling of ‘LASCA Beauty’ he named ‘Lauretta Feathers’, which has a nearly white flower with a light blush tint. It is



Mrs. D.W. Davis

rare for reticulata cultivars to have near white or white blooms; consequently John Wang has used it in his breeding program to develop other light colored camellias. The genes of 'Mrs. D.W. Davis' live on in known and unknown camellias.

D.W. DAVIS NURSERY

Mr. D.W. Davis and the development of this family nursery are also interesting stories. Mr. Davis was a railroad conductor for 23 years in Georgia who began growing camellias as a hobby after retiring to Seffner, Florida. He purchased a half dozen camellias from a horticulturist who informed him that he lived too far south in Florida for them to grow. They all grew fine but he discovered they were too shaded. He learned his camellias did much better in half shade. When he was still a railroad conductor, he bought 15 cent sweet pea seeds because he loved the flower. He made eight dol-



The original photograph of 'Mrs. D.W. Davis'.

March - May 2013

The American Camellia Society

The American Camellia Society is located at Massee Lane Gardens, 100 Massee Lane, Fort Valley, Georgia 31030, the headquarters of the organization. Executive Director is Celeste M. Richard, crichard@americancamellias.org, 478-967-2358. Established in 1945, ACS is a non-profit organization dedicated to the promotion of the genus *Camellia* L. and the education of the public about camellias. Contributions are welcomed to help further the goals of the Society and can be made to: The American Camellia Society, 100 Massee Lane, Fort Valley, GA 31030. Contributions deductible in the year made.

Join Us!

Members receive the annual American Camellia Yearbook and four issues of The Camellia Journal. U.S. Single/Joint: \$30; Foreign - Canada: \$44.50; Mexico \$55.50; Other: \$64.50.

Massee Lane Gardens

Massee Lane Gardens, the historical home of the American Camellia Society, is a 40-acre garden featuring the extensive camellia collection of the Society and several specialty gardens. Guided tours are always available in this year-round garden, where color follows color throughout the year. Two galleries feature the world's largest public display of Edward Marshall Boehm porcelains and other porcelain artists in the Annabelle Lundy Fetterman Educational Museum and the Stevens-Taylor Gallery.

The spacious Gallery and gardens may be rented for beautiful events. For information and reservations call the Gift Shop at 877-422-6355 or ask@americancamellias.org. Further information is available at www.americancamellias.org.

ACS Affiliations include:

International Camellia Society: American Horticultural Society: American Public Gardens Association: National Council of State Garden Clubs: Royal Horticultural Society.

The Camellia Journal

The Camellia Journal is published quarterly in March, June, September and December by the American Camellia Society.

Editor: Bradford D. King
bdk@usc.edu

Publications Editor: Roger Ann Davis
rogerannandavis@yahoo.com

Advertising: Camille Bielby
cbielby@americancamellias.org

Production: Roger Ann Davis

Opinions expressed in articles in this magazine do not necessarily reflect the policy of the ACS or of its officers or directors. While the Journal endeavors to assume the reliability of its advertising, neither the Journal nor the ACS assumes responsibility for any transaction between our advertisers and our readers. © 2013 American Camellia Society articles may not be republished without written permission.

The Camellia Journal (USPS 555-900) (ISSN 008 204X)

Published quarterly by the American Camellia Society in Fort Valley, GA. Four issues per year. March, June, September, and December. Subscription price is included in the annual membership dues. Periodical Postage paid at Fort Valley, GA and additional mailing offices. POSTMASTER: Send address changes to: The Camellia Journal, 100 Massee Lane, Fort Valley, GA 31030.

*'No, she will never be patented. It isn't mine to patent. God did the work.
I'm just His caretaker here.'*



Mr. D.W. Davis

lars by selling the blooms and used the money to buy 100 small Formosa azalea liner plants. He planted them in the back yard thus beginning his nursery business.

The Nursery in Seffner began in 1940 on 20 acres of citrus land and became a full time enterprise in 1946. An acre and a half of the land was dedicated to field grown camellias and two acres of lath houses were devoted to azaleas. The nursery became a thriving business due to hard work, love of flowers, and a willingness to experiment by growing camellias and azaleas in Florida where they were thought to be unsuitable. The Davises grafted 1,500 plants of newer camellias that had been unknown at that time in Florida gardens.

Mr. Davis was dedicated to teaching others how to grow camellias, especially in the sandier soils of Florida. He was the guest star in the first life sized camellia garden to be telecast from inside a studio in 1955 where over 40 blooming camellias some 18 feet tall were shown on TV. His daughter-in-law assisted him by showing the beautiful flowers during the telecast. Richard Davis, his son, sent me the material for this piece and told me he grafted 1,500 camellias as a young man for the nursery.

Mr. D.W. Davis was asked if he would patent 'Mrs. D.W. Davis'. He replied, "No, she will never be patented. It isn't mine to patent. God did the work. I'm just His caretaker here."



'Mrs. D.W. Davis Descanso'.



'Mrs. D.W. Davis' genes live on in this large, beautiful semidouble 'LASCA Beauty' bred by Dr. Clifford Parks.

Photos by Bradford King & Family Photos Provided By Richard Davis



Figure 1: 'Kramer's Supreme'.

'Supreme' and 'Special' Are Confusing as Camellia Names

Article & Photos by Bradford King

Supreme and special are great descriptors that have been used as part of camellia names in the past. Some good examples are 'Kramer's Supreme', 'Eleanor Martin Supreme', 'Dixie Knight Supreme' and 'Adolphe Audusson Special'. Supreme and special are no longer allowed when naming a new cultivar because they tend to exaggerate cultivars qualities and can be confusing. 'Elegans Splendor' is, however, a valid name for a sport. In addition some variegated camellias like 'Daikagura' also have non-variegated plants which meant calling it 'Daikagura Red' which can lead to misunderstandings.

March - May 2013

'Kramer's Supreme'

Kramer Brothers Nurseries, Rancho Cucamonga, California, was founded on Long Island, New York, in 1896 by Otto and August Kramer who for twenty years grew potted plants and cut flowers. They moved to California in 1929. They were known for their azaleas, camellias and gardenias. While this wonderful camellia nursery is no longer with us, many of the camellias they propagated and introduced are still grown and enjoyed today. Kramer's *japonica* introductions include at least 20 cultivars of which four begin with Kramer. The most popular is 'Kramer's Supreme' which has a large to very large red peony flower introduced in 1957. "Supreme" is in this case a noun used to tout the cultivar and market it to the public. This is not confusing and some



Figure 2: 'Dixie Knight Supreme'.



Figure 3: 'San Dimas Variegated' showing a moiré pattern of variegation.




Figure 4: 'San Dimas'.



Figure 5: 'Elegans Splendor'.

would say it has a supreme flower; others could argue it is an exaggeration. It should be noted that it is common for nurseries to use their name as part of a cultivar name as it tells the public its originator and builds on its reputation. When this cultivar was variegated it was named 'Kramer's Supreme Variegated'. This is clear. Now for the confusion. Figure 1: 'Kramer's Supreme'.

'Dixie Knight Supreme'

'Dixie Knight Supreme' is a variegated form of 'Dixie Knight'. The medium deep red loose peony flower with irregular petals is described as "heavily moiré with white". It was originated by Wheeler's Nursery in Macon, Georgia. It is interesting that both the *Camellia Nomenclature* and the *International Camellia Register* also list a 'Dixie Knight Variegated', describing this flower as deep red variegated with white. This raises the issue of whether there are clearly defined patterns of variegation that can define a cultivar. While this would be wonderful, I think not. Camellia variegation is not stable. In fact most experienced growers and nurseries believe there are from three to six strains of the camellia variegation that can produce the desired white markings on a camellia flower. Flowers on the same plant can have a number of types and amount of white markings. Moiré (moiré) can be defined simply as "variegated", or more descriptively as having a clouded appearance like that of watered silk. The latter is the type many growers cherish as it looks like white, blurry water markings rather than clear, crisp splashes, blotches or stripes. There is no reliable way to get this specific pattern on camellia flowers. We would assume that Wheeler's Nursery chose to name the variegated flower "Supreme" and used the term moiré to describe it to appeal to the public as a marketing strategy. It is a much more classy description than "Variegated". My guess is that back in the 1960's the 'Dixie Knight Variegated' listing was added to acknowledge the cultivar as variegated, which is not clear



Figure 6: This photo shows an ‘Adolphe Audusson Special’, ‘Prima Ballerina’ and an Allen’s Hummingbird.

from describing it as “Supreme”. ‘Dixie Knight Supreme’ is the name we see for this cultivar at camellia shows and nurseries and it is how it is popularly known. ‘Dixie Knight Supreme’ in Figure 2 does not have the classic moiré pattern but is a very beautiful heavily variegated bloom. Figure 2: ‘Dixie Knight Supreme’.

‘San Dimas’

A good example of the moiré white pattern on a dark red flower is seen on ‘San Dimas Variegated’. Figure 3: ‘San Dimas Variegated’ showing a moiré pattern of variegation.

According to the Nuccio family we got it wrong in the *Camellia Nomenclature* and so did the *International Camellia Registry* when credit for originating ‘San Dimas’ was given to Clark Thomas of San Dimas, California.

Clark Thomas wanted a red camellia to plant at the town hall to honor his home town of San Dimas, California. The Nuccios granted his wish and named a medium to large dark red semidouble irregular flower with occasional petaloids ‘San Dimas’. It is a reliable early to midseason bloomer. Clark Thomas is the person who caught a beautiful sport from ‘C.M. Wilson’. It was first introduced by Paul Gains Nursery in 1969 and called ‘C.M. Wilson Splendor’. In 1971 it was propagated and widely distributed by Nuccio’s Nurseries of Altadena, California, and renamed ‘Elegans Splendor’ upon the recommendation of Julius Nuccio, who may be retired from the Nurseries but is still sharp as a tack. He is the one who straightened us out. ‘Elegans Splendor’ is considered by many to be the most beautiful of all of the ‘Elegans’ family mutations. It has a large to very large anemone light pink flower with white edges on its deeply serrated petals. The name of a sport should include the name of the mutation’s parent as the first word (‘Elegans’) and then a second word to distinguish among other Elegans cultivars such as ‘Splendor’ or ‘Champagne’. Figure 4: ‘San Dimas’ & Figure 5: ‘Elegans Splendor’.

March - May 2013

‘Adolphe Audusson Special’

The large semidouble dark red flower of ‘Adolphe Audusson’ originated in 1877 in France. While it is a well-known cultivar in America, its variegated forms are currently more popular. ‘Adolphe Audusson Variegated’ can have just a few white markings or have uniform spotted white markings, and when it is predominately white it is renamed ‘Adolphe Audusson Special’.

‘Adolphe Audusson Special’

This can be confusing as it is not a different cultivar. It is simply when the white variegation is more than 50 percent of the flowers color it can be entered and judged in a camellia show separately from ‘Adolphe Audusson Variegated’. My ‘Adolphe Audusson Variegated’ plant can have flowers



Figure 7: 'Daikagura'.



Figure 8: 'Daikagura Red'.

blooming at the same time that are red, with a few white markings all the way to over 80 percent white. This is another good example where the camellia virus is not stable and can be expressed variably. It is my informal observation that there are more heavily variegated flowers at the bottom of the plant than the top branches, but this is a trend not anywhere near a perfect correlation. 'Adolphe Audusson Variegated' is considered to be one of the better under stocks to use in grafting to make a variegated camellia. A potential rootstock that itself has large amounts of virus white flowers that carry the form of variegation desired is a sound propagation strategy. The amount and types of virus infection may be unpredictable but increasing the odds in one's favor makes good sense. Figure 6: 'Adolphe Audusson Special', 'Prima Ballerina' & a hummingbird.



Figure 9: 'Conrad Hilton'.

Daikagoria

This large to very large bright rose red camellia is an irregular semidouble with variegated markings. It was originated in Japan in 1788 and is widely distributed worldwide. The name when translated into English means "Great Sacred Dance". The Japanese frequently give camellias picturesque and symbolic names as they did in this case which may be lost on non-Japanese speakers. The non variegated form is called 'Daikagura Red'. From a *Nomenclature* perspective we would have liked that 'Daikagura' be used to name the non-variegated form and the variegated would be 'Daikagura Variegated'.

However, a camellia name is frequently used to attract attention and sell plants. Therefore, it is interesting to note that Coolidge Nursery sold a customer 'Daikagura' in the mid- 1940's. The customer called to complain that the plant had pink flowers, not the desired rose red blooms with white markings she paid for. The Nursery quickly accommodated the customer by replacing the plant and taking the pink form back to the Nursery. They proceeded to propagate the pink mutation that almost got away from them, naming it 'High Hat'. The Coolidge Nursery was active from the mid 1920's until the mid 1950's in the Pasadena area of Southern California before it was sold to accommodate the burgeoning population. When 'High Hat' sported a white flower the proper nomenclature name should have been 'Daikagura White'. However it was named 'Conrad Hilton' by F.R.



Figure 10: 'High Hat'.

Honn of Arcadia, California in 1955. Figure 7: 'Daikagura', Figure 8: 'Daikagura Red', Figure 9: 'Conrad Hilton' & Figure 10: 'High Hat'.

Pink Yuletide

The most recent name confusion occurred in May 2012 when Monrovia Nursery changed the name of a sport of



Figure 11: 'Pink Yuletide' is also known as 'MonDel' and its registered trade name is 'Pink-A-Poo'.

'Yuletide' from 'Pink Yuletide' to *Camellia sasanqua* "Mon-Del" (patent #21687) and sold it under the registered trademarked name 'Pink-A-Boo®'. There is already a *C. japonica* 'Pink-a-boo' introduced by John Spencer in 2009 with a medium anemone white flower that as it ages turns a blush pink and may end with a blush yellow tint. Monrovia Nursery staff has been professional and pleasant to work with in registering the bloom for inclusion in the *Camellia Nomenclature*. They describe 'MonDel' as a single pink flower with a sweet fragrance. It has seven petals which makes it look larger than its 2.5 inch diameter. 'Mon' stands for Monrovia Growers and 'Del' for a daughter of Brad Crocker who discovered the sport on the grounds of Monrovia Nursery in Azusa, California. Figure 11: 'Pink Yuletide'.

Conclusion

We have several conflicting perspectives for camellia naming. The *Nomenclature* perspective is to have a sports name that describes the family name. Nurseries want name recognition and eye catching descriptive names to sell their plants. Camellia hobbyists want to honor family and friends. Traditional Japanese want more aesthetic and symbolic names for their flowers. We certainly don't need to add confusion by changing established camellia names. On the other hand, as we move forward in naming new camellia cultivars it brings clarity when descriptors that may exaggerate or misrepresent a cultivar are omitted. Many camellia people have and will continue to honor family and friends by naming a camellia for them. For example, the camellia with the longest name

is 'Dona Herzilia De Freitas Magalhae'. The bloom has a distinctive purple anemone bloom when grown in its native Portugal soil but may have a dull red flower elsewhere. Figure 12: 'Dona Herzilia De Freitas Magalhae'.

In conclusion, it is best to use common words or proper names if not excessively long. This leads to clarity and is more easily remembered so commemorate those you love by keeping it to three words or less when registering a new camellia.



Figure 12: 'Dona Herzilia De Freitas Magalhae'.
- Photo by EFA (Diputacion de Pontevedra)



Figure 19: 'High Fragrance'.

BEAUTIFUL PEONY CAMELLIAS

ARTICLE & PHOTOS BY BRADFORD KING

FULL PEONY

The full peony and loose peony form camellias are some of the most beautiful flowers grown today. The shape of the peony camellia closely resembles the herbaceous perennial peony plant that is a traditional floral symbol in China. The peony is native to Central Asia, China, the Mediterranean region and the United Kingdom and is extensively cultivated in Europe and America. It is a long lived perennial that reliably blooms every spring. The peony is named after Paeon, a student of Asclepius, the Greek god of medicine and healing. When Asclepius became jealous of his pupil, Zeus saved Paeon from his vengeance by turning him into a peony flower.

The full peony form has a tight raised mass of irregular petals and petaloids. At times there are irregular stamens and in other cases there are no stamens visible. 'Debutante' is the iconic example of the full peony flower with no visible stamens. It is a very popular landscape camellia that can thrive in more sun than most other japonica camellias. The plant takes some time to develop before producing blooms. However, once the plant matures there are an abundant number of lovely light pink flowers which certainly make up for the wait. (Figure 1: 'Debutante'). 'Professor Charles Sargent' was introduced in 1925 by Magnolia Gardens, making this dark red medium flower one of the first full peony camellias to be popularized in America. The plant was named for the Harvard University Professor who was the first Director of the Arnold



Figure 21: ‘Showa Supreme’.

Arboretum and an advocate for setting aside land for future generations to enjoy, for example the Adirondack State Park in New York. (Figure 2: ‘Professor Charles Sargent’).

Harvey F. Short, a prolific early Southern California hybridizer, introduced ‘Fire Falls’ in 1953. It is a seedling of ‘Professor Sargent’. It has a medium to large crimson flower with irregular petals which was initially propagated by Coolidge Rare Plant Gardens in Pasadena, California (1920’s to 1950’s), one of the more than 35 Southern California Nurseries no longer in business. While Harvey Short introduced several dozen cultivars, we see few today, not even his ‘Pink Clouds’ which won the Margarete Hertrich Award in 1952-1953. We do see his ‘Owen Henry’, a large sport from ‘Garden Glory’ that has a light orchid pink flower with strawberry undertones. (Figure 3: ‘Owen Henry’). Those who like red full peony flowers have more recently chosen ‘Grand Marshal’ which has a more uniform and attractive richer deeper red flower that may also throw anemone formed blooms. The variegated form is especially valued with the white markings and moiré pattern contrasting with dark red making an impressive flower. (Figure 4: ‘Grand Marshal Variegated’).

Kramer’s Brothers Nurseries moved from Long Island to Up-land, California in 1929, where Otto and Augustus grew azaleas, camellias and gardenias. Augustus introduced a wonderful seedling in 1957 which he called ‘Kramer’s Supreme’. It has a large

red peony flower that at times has a mild fragrance. This plant has won the following awards: The Frank Williams Award in 1958, The Margarete Hertrich Award 1958 and the William E. Woodroof Hall of Fame award 1978. While this wonderful camellia nursery is no longer with us, many of the camellias they propagated and introduced are still grown and enjoyed today. Kramer’s japonica introductions include at least 20 cultivars. The best known are ‘In the Pink’, ‘Kramer’s Delight’, ‘Kramer’s Supreme’, ‘Marie Mackall’, ‘Red Garnet’ and ‘Splash of Pink’. (Figure 5: ‘Marie Mackall’.)

One of the best white full peony camellias is ‘Silver Chalice’. It has a medium to large flower that grows on a vigorous plant that blooms from early to late season. A white flower with wonderful shades of orchid pink on the petal edges was introduced by Nuccio’s Nurseries. This mid to late season beauty was named ‘Nuccio’s Jewel’ in 1978. It can be a tight full peony flower or a loose peony showing petaloids and stamens. It is a lovely flower in either form. (Figure 6: ‘Nuccio’s Jewel’).

There are a number of peony camellias that have come to us as flower mutations. The Australian camellia ‘Aspasia MacArthur’ has sported many times. One of the very best is the absolutely smashing ‘Margaret Davis’. This medium flower has a creamy white flower with dashes of rose and petals edged in vermillion. It won multiple awards as a seed-



Figure 1: 'Debutante'.



Figure 2: 'Professor Charles Sargent'.



Figure 3: 'Owen Henry'.




Figure 4: 'Grand Marshall Variegated'.

ling and continues to win points in Australia, New Zealand and the United States at camellia shows. A lesser known but lovely sport of 'Aspasia MacArthur' is 'Jean Clere', a red flower with a narrow band of white on the petal edges. It was discovered by R.H. Clere on an old tree at Taranaki, New Zealand. (Figure 7: 'Jean Clere' and Figure 8: 'Margaret Davis').

Another source of flower mutation is 'Elegans' which mutated to 'C. M. Wilson', which itself sported giving us a pale pink peony flower named 'Hawaii'. This cultivar won the 2012 Illges Best Japonica Seedling award. (Figure 9: 'Hawaii'). The inner genetic abnormalities of this flower family continued to mutate. 'Hawaii' sported a white flower with an unusual green tint named 'Kona'. Before the flower fully opens into a peony flower it may be almost totally green. (Figure 10: 'Kona'). The fiftieth American State, as you know, is Hawaii, and it is also the name of the largest island making up the state. The big island is famous for Volcano National Park, the site of an active volcano. The town of Volcano is where camellias are most often seen in the state of Hawaii. In addition the Hawaii State Agriculture Department is experimenting with *Camellia sinensis* to determine if tea can be a profitable crop in Hawaii. The city of Kona is on the big island and is the area where coffee is grown. The Kona coffee blend is rich in flavor

either brewed or as a flavored ice cream. 'Kona' also mutated into a large white flower named for another Hawaiian island -- Maui. 'Maui' has an attractive anemone flower.

LOOSE PEONY

The loose peony form flower has many loose petals which may be irregular with intermingled stamens and at other times has a center of intermingled petals, petaloids and stamens. Large sized loose peony flowers include 'Lady Laura', 'Miss Charleston', 'Snowman' and 'Tiffany'. 'Lady Laura' is a pink bloom variegated with rose markings; 'Miss Charleston' is a deep red; 'Snowman' is white; and 'Tiffany' is a light coral pink. While they share the loose peony form and have wonderful large flowers their colors are distinctive. (Figure 11: 'Lady Laura', Figure 12: 'Snowman' and Figure 13: 'Tiffany'). 'Tama Beauty' has a medium rose pink flower with a genetic white border. A good example of a small loose peony flower is 'Maroon and Gold', which has maroon petals and golden stamens that give this flower its name. (Figure 14: 'Maroon and Gold').

Many of the camellia *reticulata* cultivars have loose peony blooms at least some of the time. 'Miss Tulare' has a wonderful bright red large to very large flower that may be loose peony to



Figure 5: 'Marie Mackall'.



Figure 6: 'Nuccio's Jewel'.



Figure 7: 'Jean Clere'.



Figure 8: 'Margaret Davis'.



Figure 9: 'Hawaii'.



Figure 10: 'Kona'.



Figure 11: 'Lady Laura'.



Figure 12: 'Snowman'.



Figure 13: 'Tiffany'.



Figure 14: 'Maroon and Gold'.



Figure 15: 'Frank Houser'.



Figure 16: 'Ruta Hagmann'.



Figure 17: ‘Anticipated Variegated’.



Figure 18: ‘Ki-no-senritsu’.

formal double. ‘Frank Houser’ is often semidouble but at times has a very large rose red peony flower with rabbit ears. It makes for a spectacular flower which is why it is a winning camellia show flower. (Figure 15: ‘Frank Houser’).

‘Valley Knudsen’ can be either semidouble or loose peony with a lovely deep orchid pink flower. There are other very good large pink peony formed reticulata flowers. ‘Jean Pursel’ is a light orchid pink; ‘Howard Asper’ is a rose pink; and ‘Ruta Hagmann’ is a very light coral pink. I overheard someone proclaim, “How can anyone own a camellia named Ruta Hagmann”? Well, because it has a great camellia flower and the breeder named it after his wife. By the way Ruta means friend. Many Hagmann families in pre-1700 Zurich originated in the village of Haag in Switzerland. The village name is from the German word “Hag” which is pronounced “hock” which means a hedge or grove of trees. After 1700 the double “n” was added to the family name. At least one branch of this Swiss family settled on the frontier of Pennsylvania and Virginia. One or more of these ancestors moved west settling in California. David Hagmann of Orinda, California grew a chance seedling from ‘Curtain Call’ naming it ‘Ruta Hagmann’. It is widely grown because it is a beautiful camellia. (Figure 16: ‘Ruta Hagmann’).

PEONY FORMED HYBRIDS

There are a number of non-reticulata hybrid cultivars that have the wonderful peony form. Les Jury of New Plymouth, New Zealand was a prolific hybridizer. He introduced a purple red peony camellia in 1962 naming it ‘Anticipation’. This large flower has been well distributed in the camellia growing world as it is one of the first red colored saluenensis hybrids. The variegated form is even more striking. (Figure 17: ‘Anticipation Variegated’).

‘Ki-no-senritsu’ (Yellow Melody) is an example of another color breakthrough in hybrid camellias. It has a small to medium peony pale yellow flower. It was bred by Tadao Yamaguchi of Ishikawa, Japan and is propagated by Nuccio’s Nurseries of Altadena, California. (Figure 18: ‘Ki-no-senritsu’).

It is interesting that a number of the fragrant camellias have a peony form. These include ‘Fragrant Pink’, a miniature deep pink loose peony flower introduced by Dr. William Ackerman; ‘High Fragrance’, a medium peony with a pale ivory pink flower with

deeper pink on the petal edges introduced by James Finlay of New Zealand; ‘Scentuous’, a miniature to small loose peony white flower with pink edges also introduced by Jim Finlay; and ‘Sweet Emily Kate’, a blush pink that shades to light pink in the center of this small to medium loose peony flower introduced by R. Garnett of Australia. (Figure 19: ‘High Fragrance’ and Figure 20: ‘Scentuous’).

PEONY FORMED SASANQUA

Most of the sasanqua camellias have single or semidouble flowers that bloom in the late summer and fall. Two examples of peony flowered sasanqua camellias are ‘Showa Supreme’ and ‘Silver Dollar’. ‘Showa Supreme’ is a seedling of ‘Showa-no-sake’, a medium light pink with an irregular double flower with a musky scent. ‘Showa Supreme’ has a larger pink bloom with a nice loose puffy peony form. ‘Silver Dollar’ has a medium white peony flower that grows on a compact mounding plant. Both of these cultivars were introduced by Nuccio’s Nurseries. (Figure 21: ‘Showa Supreme’).

CONCLUDING COMMENTS



Figure 20: ‘Scentuous’

Peony formed camellia flowers are wonderful additions to the garden. The majority are japonica cultivars with beautiful colors. There are also some very large reticulata flowers that are spectacular when peony formed. There are a few sasanqua and hybrid peony formed flowers. Some of the best fragrant cultivars have peony flowers. The peony form takes its name from the herbaceous peony plant which is revered in China and is a popular perennial plant in America. The peony form camellias bring back childhood memories where every spring on my grandparents’ farm purple red peonies bloomed. What are your first memories of peony flowers? As we look forward to the camellia season can you visualize the wonderful peony form camellias in full bloom? I can hardly wait!



Spotlight: *Camellia reticulata* 'Harold L. Page'

The Chinese Yunnan *reticulatas* were imported into the United States in 1948 by Ralph S. Peer of Hollywood and Descanso Gardens of La Canada, California. These garden forms of *reticulata* are believed to be early hybrids of *C. reticulata* and *C. pitardii* variety *yunnanica*. There are a number of these cultivars that have been growing for hundreds of years in China. These cultivars were also imported to Australia by Sir William Macarthur to his estate, Camden Park. He is credited with distributing them in Australia and New Zealand. Camellia enthusiasts bred these imported cultivars with each other, *C. japonica* cultivars, and *C. saluenensis*.

The result of this effort is that we now have about eight hundred *reticulata* hybrids in the western world. One of the best of these is 'Harold L. Page'. The very large, bright red, rose form double to peony flower is

spectacular. The plant grows upright, vigorously and blooms late in the season. J. Osegueda of Oakland, California, crossed *C. japonica* 'Adolphe Audusson' with *C. reticulata* 'Crimson Robe' ('Dataohong') to get this seedling.

The blossom was named in 1972 for Harold L. Page, the most senior man in the Northern California camellia world, who was blind and 90 years of age when this cultivar was introduced to honor him.

The flower was awarded the "Aubrey Harris Hybrid Award" and the "Frank L. Stormont Reticulata Award" in 1980. In 1986 it was added to the "William E. Woodroof Camellia Hall of Fame".

This wonderful flower continues to be popular and widely grown throughout the camellia world. Let the spotlight shine on 'Harold L. Page'. – **Bradford King**



Figure 1: 'Minato-no-akebono', a fragrant hybrid with small flowers.

MINATURE CAMELLIAS:

Pretty, perky and not to be overlooked

Article & Photos by Bradford King

When I moved to California from New England, the first camellias to attract my attention were the big red ones. First impressions are greatly influenced by size. Many men favor red colors so the big red ones initially get attention. As we gain experience and learn more about camellias, appreciation for the range of sizes, colors, and flower forms develops and expands. There are dozens of miniature pretty, perky, and lovely camellia flowers. The plants themselves are not usually dwarf but rather have a variety of growth habits just like other camellias. Some of the plants also are very good for landscaping.

USEFUL SPECIES

At first glance many of the camellia species have tiny white flowers. But where would the world be without *Camellia sinensis*?

Yes, the flower is nothing to look at, but the new foliage is used to make tea. This makes it the most widely grown and useful camellia in the world. Worldwide tea is second to water as the beverage of choice. Iced tea is more popular in America than hot tea. We drink it in so many ways -- sugarless, fruit flavored, with a slice of lemon, a sprig of mint, diet, low calorie, as well as brown or green, and my favorite, half lemon aid and half tea frequently called and marketed as "Arnold Palmer". In addition Long Island iced tea is an alcoholic drink.

A few years ago when entering Nuccio's Nurseries, I was greeted by a distinct lovely perfumed scent emanating from a four foot *Camellia lutchuensis* in full bloom. It was the sweet fragrance, not the profuse little white flowers and dainty pointed foliage that made the first impression, but the total package was impressive. Almost all of the hybrid fragrant camellias have *Camellia lutchuensis* as one of their parents. The best fragrant miniature hybrids are 'Fragrant Pink', a dark pink peony flower; 'Cinnamon

Cindy', a rose pink peony flower with white petaloids; 'Scented Gem', a fuchsia pink anemone flower with white petaloids; 'Fragrant Joy' a dark lavender pink rose form flower and 'Minato-no-akebono' (Harbor at Dawn) a light pink toned deeper pink flower. (Figure 1: 'Minato-no-akebono' and Figure 2: 'Scented Gem')

SHOW FLOWERS

There are miniature flowers that are frequent winners at camellia shows. Some of the biggest winners are 'Man Size', 'Fircone', 'Fircone Variegated', 'Men's Mini', 'Little Slam' and 'Little Michael'. Year in and year out 'Man Size' is the biggest show winner in the miniature class and frequently gathers more award points than any other japonica regardless of size. The plant grows open and upright and bears creamy white miniature anemone form flowers. It is indeed a beautiful flower. (Figure 3: 'Man Size')

'Fircone' is widely distributed since it was introduced in 1950 by Rhodellia Nursery in Oregon. It has a blood red miniature tight semidouble flower that looks like a fir cone. The variegated form is preferred by many as the white markings make a dramatic contrast with the dark red bloom. They both win points at camellia shows. The plant grows vigorously and bushy making it a great garden plant. (Figure 4: 'Fircone')

Nuccio's Nurseries introduced 'Little Slam' in 1969. The full peony flower's rich red color is reminiscent of their 1962 introduction of 'Grand Slam' which has a large to very large semidouble to anemone form with a similarly toned red flower. 'Little Slam' won the "William E. Wylam, Miniature Award" in 1971 and the "John A. Taylor Jr. Miniature Award" in 1981. It continues its winning ways at current camellia shows.

There are numerous other quality miniature camellia show flowers. The deep red miniature with a silver shine that has a semidouble to anemone form defines the lovely 'Men's Min'. It is a chance seedling introduced by A. H. Walters of Laurel, Mississippi, in 1972. 'Little Michael' has a miniature to small anemone blush pink flower with an attractive cluster of blush pink to creamy toned petaloids. It is more popular in California where it was developed by Franklin Moore of West Covina than the East coast. (Figure 5: 'Little Michael')

There are many other wonderful miniature camellias that may or may not win at camellia shows. The following come to mind: 'Little Bo Peep', a pale pink formal double flower; 'Lemon Drop', a white flower with a lemony center and a formal double to rose form double form; and 'Pearls Pet', which has a rose pink anemone flower. Those who like picotéd flowers will enjoy 'Tama Bambino', a rose pink peony flower with a lovely white border, and the miniature to small 'Tama Bell', which has a white, bell shaped single flower with red at the base of



Figure 2: 'Scented Gem'

The American Camellia Society

The American Camellia Society is located at Massee Lane Gardens, 100 Massee Lane, Fort Valley, Georgia 31030, the headquarters of the organization. Executive Director is Celeste M. Richard, crichard@americancamellias.org, 478-967-2358. Established in 1945, ACS is a non-profit organization dedicated to the promotion of the genus *Camellia* L. and the education of the public about camellias. Contributions are welcomed to help further the goals of the Society and can be made to: The American Camellia Society, 100 Massee Lane, Fort Valley, GA 31030. Contributions deductible in the year made.

Join Us!

Members receive the annual American Camellia Yearbook and four issues of The Camellia Journal. U.S. Single/Joint: \$30; Foreign - Canada: \$44.50; Mexico \$55.50; Other: \$64.50.

Massee Lane Gardens

Massee Lane Gardens, the historical home of the American Camellia Society, is a 40-acre garden featuring the extensive camellia collection of the Society and several specialty gardens. Guided tours are always available in this year-round garden, where color follows color throughout the year. Two galleries feature the world's largest public display of Edward Marshall Boehm porcelains and other porcelain artists in the Annabelle Lundy Fetterman Educational Museum and the Stevens-Taylor Gallery.

Beautiful rental events are held in the spacious Gallery and gardens. For information and reservations call Lesia Dortch at 877-422-6355 or ask@americancamellias.org. Further information is available at www.americancamellias.org.

ACS Affiliations include:

International Camellia Society: American Horticultural Society: American Public Gardens Association: National Council of State Garden Clubs: Royal Horticultural Society.

The Camellia Journal

The Camellia Journal is published quarterly in March, June, September and December by the American Camellia Society.

Editor: Bradford D. King

Publications Editor: Roger Ann Davis

Advertising: Celeste M. Richard

Production: Roger Ann Davis

Opinions expressed in articles in this magazine do not necessarily reflect the policy of the ACS or of its officers or directors. While the Journal endeavors to assume the reliability of its advertising, neither the Journal nor the ACS assumes responsibility for any transaction between our advertisers and our readers. © 2012 American Camellia Society articles may not be republished without written permission.

The Camellia Journal (USPS 555-900) (ISSN 008 204X)

Published quarterly by the American Camellia Society in Fort Valley, GA. Four issues per year. March, June, September, and December. Subscription price is included in the annual membership dues. Periodical Postage paid at Fort Valley, GA and additional mailing offices. POSTMASTER: Send address changes to: The Camellia Journal, 100 Massee Lane, Fort Valley, GA 31030.



Figure 4: 'Fircone'

the petals. These "Tama" cultivars were bred by Nuccio's Nurseries using 'Tama-no-ura' as the seed parent to get the genetic picotated effect. 'Chris Bergamini' is a newer introduction propagated by Nuccio's and developed by Don and Mary Bergamini. They named this white striped, with varying hues of pink and red, miniature to small anemone flower for their grandson. It has begun to be seen at camellia shows where it has won points. This cultivar was awarded the "John A. Tyler Jr. Miniature Award" in 2007. (Figure 6: 'Chris Bergamini' and Figure 7: 'Lemon Drop')

The 1971 McCaskill Nursery introduction 'Kewpie Doll' has a lovely light pink miniature anemone flower with a high petaloid center which makes this a very cute and distinctive flower which still wins shows in Southern California. (Figure 8: 'Kewpie Doll') 'Grace Albritton' has a beautiful, miniature to small, light pink, formal double flower with deeper pink edges that blend to white with a pink center. It was introduced in 1970 by A. D. Albritton of Tallahassee, Florida. It is a cultivar that has mutated many times. (Figure 9: 'Grace Albritton')

HYBRIDS

There are no miniature *C. reticulata* hybrid cultivars that are popular in America but there are some non-reticulata hybrids that are attractive additions to a diverse camellia collection. 'Buttermint' is a *C. kissi* seedling with a very creamy white to pale yellow, formal double to rose form



Figure 5: 'Little Michael'

double flower. It blooms profusely on an upright plant. A cluster of three or more makes an attractive addition to the garden. The Huntington Botanical Gardens placed seven of these plants along a path in the Chinese Pavilion.

'Bunny Ears' is a *C. rosaeflora* hybrid seedling introduced by Nuccio's in 1999. The pink flower has a semidouble flower with interesting rabbit eared petals. It blooms mid to late season on a vigorous bushy, upright plant.



Figure 3: 'Man Size'

Ray Garnett of Australia introduced a *C. tansnokoensis* hybrid he named 'Sweet Jane'. The flower has a pale pink center that shades to deeper pink tones on the outer petals. The miniature peony to formal double flower grows on a vigorous upright plant. The new growth is a deep copper bronze. The numerous flowers are long lasting, weather proof, and shed whole which make a great landscape plant. (Figure 10: 'Buttermint', Figure 11: 'Bunny Ears', and Figure 12: 'Sweet Jane')

CONCLUSION

Miniature camellia flowers are indeed pretty and perky whether winning points in a camellia show or gracing a place in your garden. The plants grow like other camellias with some having vigorous growth habits. In addition



Figure 6: 'Chris Bergamini'



Figure 7: 'Lemon Drop'



Figure 8: 'Kewpie Doll'



Figure 9: 'Grace Albritton'

there are some wonderful fragrant camellias with lovely flowers that emit a variety of pleasing aromas. It is particular interesting that many of the best miniature flowers have an anemone form. In general about 10 percent of camellia japonicas have an anemone

form but the rate is higher for miniature flowers. Half of the dozen japonicas discussed here have an anemone form. In part it is understandable that the most popular miniature camellia flowers tend to have complex forms (anemone and peony) with beautiful colors.



Figure 10: 'Buttermint'



Figure 11: 'Bunny Ears'



Figure 12: 'Sweet Jane'

[Return to TOC](#)





Camellias that deserve more attention

Article & Photos by Bradford King

Famous people get attention and deserve it. This includes all of our American Presidents regardless of their political affiliation. There are people who are covered by the media who frankly don't deserve our attention. No names will be named but one group is the movie stars who abuse alcohol and drugs and act badly. Great athletes, both male and female, get our well-deserved attention when they perform in their sport, but why do we listen to them when they get paid to influence what we buy?

In the camellia world we have camellias that do deserve our attention: 'Frank Houser', 'Man Size', 'Royal Velvet', 'Black Magic', and many others. However, there are many little known camellias that deserve more attention. Some are older cultivars that have been passed over; others are new and not well known.

Oldies but goodies

As Jude (Julius) Nuccio told me, "Just because it's new doesn't make it better". I must agree. We were discussing two red colored older camellias. One was 'Flame', imported by Toichi Domoto from Japan in 1917. It is a japonica with a striking deep red semidouble flower, and there is an equally attractive variegated bloom. Let us not forget Touchi Domoto himself, a pioneer camellia grower and breeder from Haywood, California. Besides importing 'Akebono', 'Ch-Cho-San', 'Destiny', 'Flame', and 'Purity' to America; he introduced nine japonicas, two nonreticulata hybrids, and a sport. (*Figure 1: 'Flame'*)

The other red cultivar Jude and I were discussing was 'Mark Allen'. This red semidouble to loose peony has a dozen or more petals and twice as many

Figure 6: 'Southern Charm'

long slender petaloids, which are cupped like a spoon, with yellow stamens poking through them. It was introduced in Charleston, South Carolina, by Mr. and Mrs. H.E. Ashby in 1957. Sterling Macoby in his "The Colour Dictionary of Camellias" wrote, "One of my favorite camellias, 'Mark Alan Variegated', blooms for me months on end, and the individual flowers hang on for weeks with no sign of fading. They are unusual semidouble blooms with elongated lily-shaped petals, centered with a striking mass of petaloids. Coloring is wine-red, marbled in white." (Figure 2: 'Mark Alan Variegated')

Kramer Brothers Nurseries began on Long Island in 1896 and moved to California in 1929, and there the brothers introduced 20 japonica cultivars. 'Kramer's Supreme' and hybrids 'Angel Wings', 'Coral Delight Variegated', 'Pink Dahlia', and 'Spring Daze' are still popular. However, what about the Kramer Brothers' japonica 'Marie Mackall' introduced in 1980?

'Marie Mackall' has a light pink flower with deeper pink tones on the petal edges. It has a large semidouble to rose form double bloom (Figure 3: 'Marie Mackall'). It was named by Ben Mackall for his wife who he married in 1937. She and Ben ran Kramer's Brother Nurseries after her father, August Kramer, died until 1986 when the nursery closed. The land was sold to San Antonio Community Hospital. I see a wonderful specimen of 'Marie Mackall' full of blooms in mid-winter in the Huntington Botanical Garden on one of the walkways near the Japanese garden.

Many of the major gardens in America, like the Huntington and Descanso Gardens in California, were developed by wealthy landowners with a passion and vision for their gardens. These "public gardens" play a major role in preserving camellias, importing camellias, and introducing new cultivars. Most are no longer privately owned. Magnolia Plantation and Gardens in Charleston, South Carolina, is a major exception as it is still in the Drayton family. It was founded in 1676, making it the oldest public garden in America. It opened to visitors in 1870. The Magnolia Gardens are known for their Romantic Garden and the thousands of camellias in their collection, which includes a large number imported from Asia and Europe. A wonderful example is 'Gigantea' imported from Europe to Magnolia Plantation in the 1840's. (Figure 4: 'Gigantea'.) Since camellias are not indigenous to America, it was these wealthy families as well as a number of nurseries that imported the first camellias to the states.

In addition, these major public gardens at times introduced new camellia cultivars. One example, from the Huntington Botanical Gardens, is 'Margarete Hertrich', which was released in 1944. It is named for the wife of William Hertrich, who was superintendent



Figure 2: 'Mark Alan Variegated'

of the Huntington's Botanical Garden and founder of the camellia collection. The flower is a white formal double with a wonderful shape. (Figure 5: 'Margarete Hertrich'.) It certainly rivals the more widely grown and popular white formal double 'Sea Foam' and 'Nuccio's Gem'.

As a Bostonian living in Southern California since 1985 who has had the opportunity to visit all of the southern camellia growing states, I have enjoyed the people and their southern charm. Therefore when I was walking in the Huntington and was taken by a magnificent mature camellia tree with an abundance of very large semidouble cream white flowers named 'Southern Charm' I was impressed. It really lived up to its name. But I wondered why it isn't more popular? It was introduced in 1955 by Fisher and also has been known as 'Queen Juliana'. (Figure 6: 'Southern Charm'.)

Bobbie Green of Fairhope, Alabama, rediscovered and propagated 'Sawada's Mahogany', an older cultivar developed by Sawada in 1971. It has a striking medium to large peony and dark red flower with white petaloids. It grows vigorously and upright, making it a good landscape camellia. I think these dark red flowers are special and deserve more attention. What do you think?

I particularly like visiting gardens and looking at the camellia collections. Some of the selections are unknown to me; others are known from books, photos or shows. I have been pleasantly surprised at how wonderful these camellias can be, though they are new to me. For example, my son and his wife ask my recommen-



Figure 1: 'Flame'



Figure 3: 'Marie Mackall'



Figure 4: 'Gigantea'



Figure 5: 'Margarete Hertrich'


dations for good cultivars to grow, but they also have minds of their own. They chose 'Ramona' because they like formal double flowers. Since I have never seen it exhibited in a camellia show, it was unknown to me. It has a lovely light pink, medium formal double flower that grows on a strong, upright, bushy plant. It deserves more attention as not all camellias have to be popular show camellias. It was introduced in 1979 and is propagated by Nuccio's Nurseries. (Figure 7: 'Ramona'.)

'Richard Nixon' is a beautiful white anemone flower, shaded pink and striped rose pink. It was named for Richard Nixon prior to his becoming President. It has not been distributed widely. I found it in the Huntington Botanical Gardens. Several plants are available at Loch Laurel Nursery in Valdosta, Georgia, and Nuccio's Nurseries are propagating it for future marketing. It is a beautiful flower, but why isn't it grown more often? Is it Nixon's resignation in disgrace or the camellia? By the way 'Richard Nixon' is a much more attractive camellia than the cultivar named for his wife. (Figure 9: 'Richard Nixon' and Figure 9: 'Pat Nixon'.)

There are many other wonderful older camellias that deserve more attention. Many are grown in home gardens and need to be looked out for as new owners frequently don't appreciate them. We



Figure 7: 'Ramona'



Figures 8 & 9: 'Richard Nixon' and 'Pat Nixon'



Figure 10: 'Old Glory'

are very fortunate that public gardens grow many of them in their collection for future generations to enjoy.

Newbies

There are dozens of new camellias registered every year. Which ones will go from starlets to award winning camellias? One necessary ingredient for camellia success is that it must be propagated in sufficient numbers to become distributed to other camellia growers. This is not easy for an individual to accomplish. They may make grafts for friends and relatives especially if named for one. Generally for a cultivar to become popular it needs to be propagated by a nursery.

Two wonderful new *sasanqua* introductions from Nuccio's Nurseries come to mind. 'French Vanilla' grows fast, upright, and spreading with a large creamy white single flower. It makes a good landscape plant and can be used for espaliered or as an informal hedge. (Figure 11: 'French Vanilla') 'Old Glory' was introduced in 2009. It has wonderful single to semidouble medium white, with a deep rose pink flower, with wavy petals, that in deed looks like the flag. It grows upright at a medium rate. (Figure 10: 'Old Glory'.)

The last ten years in Southern California 'Red Hots', a small to medium, bright red semidouble tubular flower with pointed petals, wins regularly at camellia shows in the japonica small single class and trays of like blooms. However, I think 'Red Devil', a look-alike to the above cultivar, deserves more attention. It has a small to medium dark red flower with petals that are pointed and cupped. The plant grows slowly, upright, and bushy as compared to the very upright columnar growth habit of 'Red Hots'. As for as I know there is no variegated 'Red Hots' but occasionally 'Red Devil Variegated' is seen. Many think they are too similar to grow both. Some of us grow both and a few prefer the darker red flower with pointed cupped petals of 'Red Devil'. A well-formed 'Red Devil Variegated' is smashing, with the contrast of dark red and white markings. (Figure 12: 'Red Devil'.)

Don Bergamini of Martinez, California, registered 'Chris Bergamini' with ACS in 1999 and Nuccio's Nurseries first



Figures 11 & 12: 'French Vanilla' & 'Red Devil'



Figure 13 & 14: 'Chris Bergamini' & 'Princess Masako'



Figure 15: 'Toichi Domoto'



Figure 16: 'Mary Edna Curlee'

listed it for sale in 2009. It is a lovely miniature to small white anemone flower, striped with varying shades of pinks and reds. The flower was named for Don and Mary's grandson. The flower is beginning to be shown at camellia shows and to collect wins, and it received the most votes in the miniature class at the ACS Camellia Show at Massee Lane Garden February 2011. (Figure 13: 'Chris Bergamini')

Nuccio's Nurseries began offering 'Princess Masako' in 2010. It is a japonica cultivar that was originated in Japan by Soshin Hirai. This medium to large, white lotus style semidouble to loose peony flower has wonderful red stripes of different lengths, sometimes with a red border. It is a mutation of 'Ikari-shibori'. The plant grows vigorously upright and when mature becomes more spreading. It is named to honor the crown Princess of Japan. Those who love striped flowers will want to grow this new import from Japan. (Figure 14: 'Princess Masako')

In addition, Nuccio's Nurseries honored Toichi Domoto, the pioneer hybridizer noted earlier, by naming a beautiful, medium japonica rose pink flower with deep rose pink stripes for him. It is a rose form to formal double bloom. Both the flower and the man deserve our attention. (Figure 15: 'Toichi Domoto')

A wonderful pink splotched, medium peony flower with rose pink and darker red highlights was introduced in 1996 by Miles Beach of South Carolina. 'Mary Edna Curlee' is another beautiful and desirable striped flower that deserves more attention. Miles is director of the camellia collection at Plantation Gardens near Charleston, America's oldest public gardens. (Figure 16: 'Mary Edna Curlee')

Martin Stoner, Ph. D, crossed *C. hybrid* 'Coral Delight' with *C. japonica* 'Kramer's Supreme', getting a cranberry red, medium to large semidouble flower that has begun to win in the nonreticulata classes as a single and in trays of like blooms. It produces many uniform blooms. He named it for his wife, thus the name 'Darleen Stoner'. It is propagated by San Gabriel Nurseries in California and Nuccio's Nursery. The Huntington Botanical Garden planted it in the court yard of the Chinese Garden. (Figure 17: 'Darlene Stoner')



Figure 17: 'Darleen Stoner'

(Figure 17: 'Darleen Stoner')

Camellia Forest Nursery in Chapel Hill North Carolina began offering 'Solstice' in 2010. It is a medium rose form double flower with light yellow petals. It was bred by Dr. Clifford Parks by crossing *C. flava* with *C. japonica*. The plant grows vigorously and upright making an attractive plant. This is one of the newest yellow cultivars so it is on the pricey side because supplies are very limited.

Conclusion

There are thousands of camellia cultivars with new entrees registered every year. Why one gets attention and another doesn't is both interesting and puzzling. Camellias in great favor in one time period recede in popularity with others taking their place. Do you have an old favorite that deserves more attention? We would love to have a regular story in this journal dedicated to them. Please send a digital photo, a short description of the cultivar and why it deserves more attention to me at bdk@usc.edu.



**New tea house at Huntington.
Left: 'Nokogiriba-tsubaki'
Right: 'Small Leaf Peony'**



A New Tea House and Ceremonial Tea Garden in the Huntington Botanical Gardens

Article & Photos by Bradford King

The Huntington Botanical Gardens in San Marino, California, completed a refurbishment of their Japanese Garden in April 2012. The pathways, pond, and irrigation system were redone. In addition, where several mature California Live Oaks were destroyed in the winter wind storm of 2011, major new plantings were added, and this includes dozens of camellias, especially the sun loving 'Showa-no-sake' and hundreds of azaleas. The three-quarter acre site of the new tea garden features a ceremonial tea house, traditional entry gate, winding paths paved with raised stones and pebbles, a stream and a ceremonial bench. The hillside location overlooks the main Japanese garden, koi pond, historic bridge, and the restored Japanese home.

The Ceremonial Tea House

Sen Soshitsu, a grand Master designate of the Urasenke Tradition of Tea, commissioned the tea house which was built in 1964 by Sotoji Komuten, a Japanese company known for its traditional architecture. The tea house was named Seifu-an (Arbor of Pure Breeze) by Sen's father, Tantsai (1893–1964). The original tea house was shipped in pieces to the United States, where it was reassembled on the grounds of the Pasadena Buddhist Temple in Pasadena, California. Over the years the tea house and the members of the Buddhist Temple aged. They decided to donate the tea house to The Huntington. The tea house was dismantled in 2010 and transported back to Kyoto, Japan, to be refurbished, where the son of the original builder, Yoshiaki Nakamura, recognized the structure as his father's craftsmanship. When the rebuilding was completed, it was disassembled and returned to California to be reassembled in The Huntington's new tea garden.

Seifu-an was one of the first tea houses built in the United States after World War II and is most likely the oldest remaining from those times. The tea house is composed of a four-and-a-half-mat room, nine by nine feet. *Tatami* mats are used as the floor covering and serve as a traditional means by which the interior floor dimen-

sion is measured. The mats represent geographic directions: north, south, east, and west. The center half-mat symbolizes the earth.

The north wall of the tea house is solid, a traditional architectural feature, meant to protect against the cold north wind. The east side functions as the entrance; the west side is composed of sliding panels that serve as both walls and doors. When the panels are removed, the space can be expanded to a six-mat area. When the outer doors are opened, the tea house's interior becomes visible for public demonstrations of the "Way of Tea".

Tea ceremonies at The Huntington follow the Urasenke Way of Tea. This is one of the three tea schools dating back to the 16th century. The ceiling of the tea house is composed of the remaining parts of the cypress tree not used in the main construction of the house, including bark, upper limbs, and branches, as well as bamboo and wisteria vines. At the center of the tea room is a sunken hearth used for building a charcoal fire and heating water for tea. The structure can seat eight guests, and when the doors are fully open the activity inside is made visible.

The Tea Garden's Landscape

The Tea Garden overlooks the historic Japanese Garden. The design includes the pathway and garden area leading to the tea house from the entry gate and a small covered waiting bench where guests traditionally congregate before entering a ceremonial tea house. Near the tea house there is a stone water basin used before a traditional tea ceremony begins for guests to rinse their hands and mouths in a symbolic act of purification.

The Tea House Garden is enclosed with a traditional bamboo fence. There are dozens of trees -- Japanese yews, pine, boxwood, dogwood and several varieties of Japanese red maples. There are also azaleas and camellias -- *C. reticulata* 'Small Leaf Peony'; *C. japonica* 'Nokogiriba-tsubaki', 'Tama Electra', 'Ki-no-senritsu', 'Camden Park', *C. sasanqua* 'Painted Desert', and *C. sinensis* (tea). They are all gracefully planted around the open spaces inside and outside the fence which gives the garden the feeling of a peaceful forest setting.

The Tea Ceremony



Water to cleanse oneself before the Tea Ceremony.



The Tea House.



LEFT: Entering the Tea House.

ABOVE: Sweets to eat before the Tea Ceremony.

RIGHT: Tea Ceremony Bench with water, tea, and bamboo serving utensils.



LEFT: The Tea Ceremony.

ABOVE: Green Tea in bowl.

RIGHT: Message of the day is peace.



CAMELLIA KNOW-HOW

Spider Mites

By Bradford King

Spider mites are members of the mite family. There are about 1,600 species. Generally they live on the under sides of leaves where they spin webs to help protect the colony from predators, thereby getting the name spider mites. They cause damage to the foliage by puncturing the foliage cells to feed which robs the camellia of its vitality, and this can be critical in a drought when adequate moisture is not provided. The spider mites are less than 1 mm and vary in color. They lay small, spherical transparent eggs. Hot dry conditions are the most prolific times for spider mites. When temperatures are 80 degrees or more and humidity less than 60 percent, a spider mite can hatch in as little as three days and become sexually mature in five days. One female can lay as many as 20 eggs a day and live for two to four weeks, thus laying thousands of eggs. This accelerated reproductive rate allows spider mite populations to adapt quickly to resist chemical control methods. When the same pesticide is used over a prolonged period, it becomes ineffective.



Figure 1: Top of an infected leaf.



Figure 2: Underside of the infected leaf.

is the conclusive sign of the presence of a spider mite colony. (Figure 1 shows the top of an infected leaf and Figure 2 shows the underside of the leaf). Figure 3 shows a healthy leaf and a yellow leaf which is ready to shed due to age. Figure 4 shows leaves damaged by spider mites.)

CONTROL

Camellias in containers should be isolated and kept together as this will reduce the risk of the infestation spreading. Spider mites are able to move from plant to plant on the air currents. Keeping the infested camellias in a group will help in retaining moisture by reducing air flow between plants. Spider mites prefer dry conditions with low humidity; therefore retaining humidity and moisture will assist in eliminating spider mite colonies. The best way is to spray them with a hose with cold water several times a day, thereby drowning mites and removing eggs, as well as providing moisture and cooling. Special attention should be given to spraying the underside of the leaf as that is where they live and breed. Keeping the camellia pots out of the hot afternoon sun is also one of the best ways to inhibit infestation and the spread of spider mites.

Camellias planted in the ground obviously can't be moved and isolated in clusters, but a careful and firm spray of the foliage, especially the underside of the leaves, with cold water is a first step in control. The use of insecticidal soap or oil spray is a good second step. Petroleum based horticultural oils or neem oils are acceptable when applied when temperatures are less than 90 degrees. Oils and soaps must contact mites to kill them, so full coverage of the foliage is essential. Spraying once a week for three weeks will control the outbreak. This is usually adequate for control especially when there is adequate moisture, as water stressed camellias are more likely damaged.

Miticides may be used. The most common are Avid, Kelthane, and products that contain pyrethroids. These chemicals are applied once every five days until spider mite infestation is eliminated. Personally, I don't recommend pesticides in the home garden especially when there are children and pets. In fact, spider mite outbreaks may occur after the use of pesticides as they also destroy the predatory mites and other helpful insects. Several laboratory

LIFE HISTORY

Spider mites develop from eggs, which usually are laid near the veins of leaves during the growing season. Spider mite eggs are extremely large in proportion to the size of the mother. After eggs hatch, the old egg shells remain on the foliage. Spider mites live in colonies on the underside of the camellia leaf. In parts of the country that remain warm and relatively dry, like Southern California, spider mites can feed and breed all year on evergreen camellias. In colder parts of the country, spider mites overwinter under rough bark scales and in ground litter, leaves, wood, and even trash. When warm weather returns in spring and summer, feeding and egg laying begins again continuing their life cycle.

IDENTIFICATION

The first sign is usually foliage that looks dirty but the dirt is not removed by a spray of water. The top of the camellia leaf turns a gray dusty green or rusty bronze when infested. The underside of the leaf is where they live and breed. It may be hard to see the spider mites themselves with the naked eye even when they are active, as they look like dark bumps on the underside of the leaf. The presence of small white webs on the underside of the leaves

studies have shown that insecticides stimulate mite reproduction. For example, spider mites exposed to carbaryl (Sevin) in the laboratory have been shown to reproduce faster than untreated populations.

Biological control is preferred. Spider mites have many natural enemies which limit their populations in the landscape and garden, especially when undisturbed by pesticide sprays. The most important predatory mites are the western predatory mite and *Phytoseiulus* species. These predatory mites are about the same size as spider mites and other plant feeding mites but have longer legs and are more active. These predatory mites can be purchased and released to create populations to control spider mites. For more information on where to buy these predators look at <http://www.cdpr.ca.gov/docs/ipminov/bensuppl.htm>. Insects also are important predators, for example, the six spotted thrips, the spider mite destroying lady beetle, and lace wings. However, for the best results practice good camellia culture, especially avoiding a dry dusty environment. Dusty conditions contribute to spider mite outbreaks. Regular watering of camellias, pathways and dusty areas will help as water stressed camellias are less tolerant of spider mite damage. Mid-season washing of camellia plants with water to remove dust may help prevent mite infestations occurring in late season heat.




Figure 3: A healthy leaf and a yellow leaf ready to shed due to age.

SUMMARY

Camellias are hardy and most are disease and pest free. Good camellia culture will prevent most problems before they occur. Occasionally a new plant or an individual cultivar will develop a problem. A minor infestation of spider mites may only need to



Figure 4: Leaves with spider mite damage.

be monitored. However, control of an infestation with a spray of water on both sides of the foliage is recommended, and it is easy and efficient. When there is visible leaf damage to a number of leaves, the use of horticultural oil every week for three weeks will control the outbreak. In general, good camellia culture will keep camellias healthy and also will help beneficial parasite mites and insects keep the plants healthy and pest free.

Waxing Camellias

By Debbie Odom
Savannah, Georgia

Supplies List

5 1lb boxes of paraffin "Gulf Wax"
1 Pint mineral oil
Double Boiler or Electric Wok
Candy Thermometer with a metal base—not glass
Wood or plastic spoon
Deep pan of ice water
Moss Straw or towel for draining

Prepare your work space by laying out a bed of straw or moss. I prefer to use a large basket. This will be used to drain your waxed camellias.

Paraffin is extremely flammable so do not melt your wax over an open fire. Use either a double boiler or you can use an electric wok. Do not use your wok for cooking afterwards.

If you use a double boiler, you want to use one that is as wide and as deep as possible. Your pot needs to be deep enough so that your flower can be completely submersed and not touch the sides or bottom. Using a candy thermometer melt your wax to 138 degrees. Temperatures below 138 will cause the wax to glob and temperatures above 140 degrees will burn your flower and very possibly YOU.

Check and adjust your temperature often.

Choose flowers that are fresh, light in color, free of water or mist, and preferably bugs.

Cut at least a 2" stem as you will need this to hold on to the flower as you wax.

If you choose to wax flowers with powdery pollen on the stamens, you can use a small makeup brush to gently brush off some of the pollen so that it doesn't discolor your wax.

To wax, hold the flower by the stem and pull back any leaves so that they will not get into the wax. Wax discolors the leaves and your objective is to have your waxed flower look natural.

Completely submerge your camellia into the wax using a slant approach instead of going in face first. Don't leave your camellia in the wax too long or it could burn it. Just dip it in and remove it.

Gently shake off excess drips, then using a slight slant entry ease your flower into the pan of cold water. Slanting entry makes the petals retain their natural shape. Plunging your flower into the water too quickly or face first will make the petals stick together and become flattened out.

Remove your flower after a few seconds and let the water drip off.

Drain your flower either on a towel or as I do, on a bed of moss or straw .

After waxing your camellias will last any where from 1 day to 3 weeks before turning brown. The wax form will hold indefinitely and can be spray painted with a metallic gold or silver spray paint.

Waxed camellias do not need water! They can be displayed in many different ways, in a basket of straw decorated with ribbons or sprays of ivy, on a glass dish, lace doily , or on a glass mirror. Only your imagination is your limit!

Summer 'Sweetheart'



Closeup of Summer 'Sweetheart'

By Bradford King

Judge Roger Vinson and Ellen Vinson were visiting the San Francisco Botanical Gardens in mid July 2012 and found 'Sweetheart' in full bloom. Is summer when it usually blooms? Is this a result of San Francisco's micro climate cooled by winds off the Pacific? As the well known humorist Will Rogers once said, "The coldest winter I ever spent was summer in San Francisco".

We know that new *Camellia azalea* hybrids from China bloom in the summer which informs us that some camellias have this trait in their genome. Roger Vinson, when he sent us the photos of 'Sweetheart', declared it would be a good candidate to cross with *C. azalea* to develop summer blooming camellias. We would agree that this rose form double would make a good pollen parent.



Roger Vinson with the gorgeous Summer 'Sweetheart' tree in full bloom.

'Sweetheart' has a lovely, soft apricot pink flower, occasionally with white markings. This japonica is a sport of 'Bleichroeder Pink', which is a soft pink mutation of 'Baronne

de Bleichroeder'. This flower has a soft pink streaked crimson, medium rose form, double flower and was imported from Japan by the Huntington Botanical Gardens in 1917.



Spotlight: *Camellia japonica* ‘Carter’s Sunburst’

‘Carter’s Sunburst’ has a very beautiful large to very large, pale pink flower with deeper pink markings. The flower form is semidouble, peony or formal double. It is a popular garden camellia that can produce show winning blooms from early to late season. It was introduced in 1959 by Elvin H. Carter, Monterey Park, California.

This cultivar has produced a family of sports (flower mutations), which includes ‘Carter’s Sunburst Blush’, ‘Carter’s Sunburst Pink’, ‘Carter’s Sunburst Pink Variegated’, ‘Carter’s Sunburst Sweetheart’, ‘Carter’s Sunburst Variegated’, ‘Chow’s Han-Ling’, ‘Han-Ling Raspberry’ and ‘Han-Ling Snow’. The most widely grown and popular is the original ‘Carter’s Sunburst’, which received the American Camellia Society Nation-

al Camellia Hall of Fame Award for 1978; the Southern California Camellia Society’s Margarete Hertrich award for 1963; John Illges Award for 1964 as the best *Camellia japonica* seedling; the Royal Horticulture Society’s Award of Merit in 1977, and the William E. Woodroof Camellia Hall of Fame award in 1999.

The most impressive ‘Carter’s Sunburst’ sport is ‘Carter’s Sunburst Pink’. It won the Sewell Mutant Award for its distinctive flower color break in 1968 and the William Hertrich Award as the most outstanding *Camellia japonica* mutant in Southern California in 1970. The William Hertrich Award also was won by two other of ‘Carter’s Sunburst’ mutations, namely ‘Chow’s Han-Ling’ in 1984 and ‘Carter’s Sunburst Blush’ in 2001.

The spotlight shines on a magnificent formal double form of a ‘Carter’s Sunburst’ flower. —Bradford King



Figure 10: 'Cardinal's Cap'

Famous People & Camellias

By Bradford King

Naming camellias is both an art and a joy with many named for family and friends we love and cherish. Other camellias are named in honor of famous people and these include presidents, queens, generals, and even one pope. We frequently recognize these famous people, but not the camellia namesake.

PRESIDENTS

Only two camellias are named for Presidents of the United States of America after they became President. They are 'President Lincoln', a medium red, anemone flower, and 'President Franklin D. Roosevelt', a crimson red, medium formal double to peony flower. There is also an attractive variegated plant of the latter camellia. The red flower color is a good fit for powerful men in positions of authority like these Presidents. In surveys of historians ranking the U.S. Presidents, George Washington, Abraham Lincoln, and F.D.R. are consistently ranked in the top three. Presidents Washington and Dwight D. Eisenhower had camellias named after them prior to being elected President when they were generals. In many Presidential surveys, 'Ike' is among the Top Ten. Richard Nixon also had a camellia named after him prior to his becoming President. He usually is ranked in the middle of these surveys, with some considering him "great", or "near great", and others downgrading him for his ethical behavior related to the Watergate break-in and cover up. Regardless of one's opinion about the man and his presidency the camellia named after Nixon is lovely. It has a large, anemone white flower, with shades of pink and stripes of rose pink. (Figure 1: 'Richard Nixon').

AMERICAN GENERALS

Fifteen American Generals have camellias named after them. As General Douglas MacArthur said in closing his famous farewell speech, "Old soldiers never die, they just fade away". The

camellias commemorating these Generals also have faded from popularity. This includes 'General Lafayette', introduced in 1848 and named for General Marquis de Lafayette; 'General Robert E. Lee', introduced in 1948; 'General Washington', introduced in 1844; 'General Dwight Eisenhower', introduced in 1946; 'General Douglas MacArthur', introduced in 1945; and 'General Mark Clark', introduced in 1953. One General whose camellia is still propagated is 'General George Patton'; the Patton bloom is a bright pink, medium rose form, double flower. The General himself was best known for commanding troops during World War II and for his outspokenness. He disliked jokes aimed at himself, considering them to be disrespectful of a commanding officer. General Eisenhower used self-effacing humor which endeared him to his



Figure 1: 'Richard Nixon'



Figure 2: 'General Douglas MacArthur'



Figure 3: 'General Dwight Eisenhower'



Figure 4: 'General George Patton'

The American Camellia Society

The American Camellia Society is located at Massee Lane Gardens, 100 Massee Lane, Fort Valley, Georgia 31030, the headquarters of the organization. Executive Director is Celeste M. Richard, crichard@americancamellias.org, 478-967-2358. Established in 1945, ACS is a non-profit organization dedicated to the promotion of the genus *Camellia* L. and the education of the public about camellias. Contributions are welcomed to help further the goals of the Society and can be made to: The American Camellia Society, 100 Massee Lane, Fort Valley, GA 31030. Contributions deductible in the year made.

Join Us!

Members receive the annual American Camellia Yearbook and four issues of *The Camellia Journal*. U.S. Single/Joint: \$30; Foreign - Canada: \$44.50; Mexico \$55.50; Other: \$64.50.

Massee Lane Gardens

Massee Lane Gardens, the historical home of the American Camellia Society, is a 40-acre garden featuring the extensive camellia collection of the Society and several specialty gardens. Guided tours are always available in this year-round garden, where color follows color throughout the year. Two galleries feature the world's largest public display of Edward Marshall Boehm porcelains and other porcelain artists in the Annabelle Lundy Fetterman Educational Museum and the Stevens-Taylor Gallery.

Beautiful rental events are held in the spacious Gallery and gardens. For information and reservations call Lesia Dortch at 877-422-6355 or ask@americancamellias.org. Further information is available at www.americancamellias.org.

ACS Affiliations include:

International Camellia Society: American Horticultural Society: American Public Gardens Association: National Council of State Garden Clubs: Royal Horticultural Society.

The Camellia Journal

The *Camellia Journal* is published quarterly in March, June, September and December by the American Camellia Society.

Editor: Bradford D. King

Publications Editor: Roger Ann Davis

Advertising: Celeste M. Richard

Production: Roger Ann Davis

Opinions expressed in articles in this magazine do not necessarily reflect the policy of the ACS or of its officers or directors. While the Journal endeavors to assume the reliability of its advertising, neither the Journal nor the ACS assumes responsibility for any transaction between our advertisers and our readers. © 2012 American Camellia Society articles may not be republished without written permission.

The Camellia Journal (USPS 555-900) (ISSN 008 204X)

Published quarterly by the American Camellia Society in Fort Valley, GA. Four issues per year. March, June, September, and December. Subscription price is included in the annual membership dues. Periodical Postage paid at Fort Valley, GA and additional mailing offices. POSTMASTER: Send address changes to: The Camellia Journal, 100 Massee Lane, Fort Valley, GA 31030.



Figure 5: 'Commander Mulroy'



Figure 6: 'Royalty'



Figure 7: 'Queen Bee'

troops. Patton consciously developed a distinctive image to motivate his troops by wearing a highly polished helmet, riding pants, and high cavalry boots, and carrying flashy, ivory handled, nickel plated revolvers as side arms. Generals, like the camellias, come in different forms -- some flashy and others understated. (Figure 2: 'General Douglas MacArthur'; Figure 3: 'General Dwight Eisenhower'; Figure 4: 'General George Patton'.

ADMIRAL

Admiral is the highest rank for naval officers and is parallel to the Army's rank of General. In 1839 a camellia was named for Admiral Horatio Nelson who was famous for his service in the British Royal Navy during the Napoleonic Wars. In 1947 a variegated 'General Dwight Eisenhower' was named for Admiral William Frederick Halsey, Jr., who commanded the Third Fleet during World War II. He was known as a fighting admiral and an early proponent of the air craft carrier as an offensive force. The camellias named after these two admirals are not well known today. However, one popular camellia honors a man who held the rank of United States Navy Commander, a rank just below Captain. This rank is also used in the Coast Guard and law enforcement. The camellia 'Commander Mulroy', named for Thomas B. Mulroy, blooms in mid-season as a medium, formal double, blush to white flower with pink petal edges. (Figure 5: 'Commander Mulroy'.)

ROYALTY

In the United States of America we have no formal royalty. This is due to the principles and attitudes that were part of the founding of our nation. George Washington refused to run for more than two terms as President as he feared it could lead to an American aristocracy. This is one of the many reasons he is rated highly in the presidential surveys as he would easily have won a third election. However, the title King is used for a camellia seven times; the title of Prince, eleven times; the title of Queen, eighteen times, and the title of Princess, eighteen times. There is longstanding tradition for naming camellias for women, which is reflected in the use of royal titles. As you can see, Queen and Princess have more than twice the number of entries than the combined totals for the male royalty. We also find *reticulatas* named 'Royal Robe' and 'Royalty'. (Figure 6: 'Royalty')

When Americans name a camellia King, they use famous historical figures: 'King Solomon' and 'King Lear', or descriptors, 'King Cotton', 'King's Ransom', and 'King's Ruby'. The *reticulata* 'Queen Bee' has a very large, beautiful, soft pink, irregular semidouble flower that blooms mid to late season. This popular *reticulata* is grown widely and used here to represent all the other Camellia Queens (Figure 7: 'Queen Bee'). A relatively new *japonica*, 'Princess Masako', is used here to illustrate the other stunning camellia Princesses. This cultivar was originated in Japan by Soshin Hirai and is propagated in the United States by Nuccio's

Nurseries. This medium to large, white, lotus style, semidouble to loose peony flower has wonderful red stripes of different lengths, with a vermillion border at times. It is a mutation of 'Ikari-shibori'. The plant grows vigorously upright, and when mature, becomes more spreading. It is named to honor the crown Princess of Japan. (Figure 8: 'Princess Masako'.)

POPE AND CARDINALS

During modern times in the Roman Catholic Church the College of Cardinals elects a new Pope. The most well known camellia named after a Pope is 'Pope Pius IX'. It is a popular landscape camellia introduced in 1859 in Belgium and is frequently known as 'Prince Eugene Napoleon'. It has a medium, cherry red, formal double flower with an occasional distracting white line on petals. Cardinals also serve as advisors to the pope and as heads of large churches and dioceses. The distinctive scarlet colored cassock (choir dress) and caps lend themselves to camellia names. For example in the late 1800's, Magnolia Garden named a rose red, medium, semidouble to loose peony flower after Cardinal Duc de Richelieu. Occasionally, cardinals had important secular roles. Cardinal de Richelieu was a powerful Secretary of State and "Chief Minister" in France from 1616 until his death in 1642. (Figure 9: 'Pope Pius IX'.)

The scarlet cardinal's cap is a well known religious symbol. 'Cardinal's Cap' is a miniature to small, anemone formed camellia flower, the color of a cardinal's cap which was introduced by Surina's Camellia Gardens, Sepulveda, California, in 1961. The nursery that introduced it is no longer in business, having succumbed to the population explosion and demand for housing in Los Angeles County in the 1970's and 1980's. Since Andrew Surina, the owner of Surina's Camellia Gardens, was friends with Joe and Julius Nuccio, Nuccio's Nursery propagates this very interesting camellia. (Figure 10: 'Cardinal's Cap'.)

CONCLUSION

Besides family and friends, many camellia introductions bear the name of their hybridizers, or other camellia breeders have honored their camellia mentors by naming a camellia for them. Frank Pursel, for example, named a soft pink, large, semidouble *reticulata* for 'Hulyn Smith'. This camellia is well distributed and honors a past President of the American Camellia Society, who was a prolific hybridizer. (Figure 11: 'Hulyn Smith'.)

We can expect people to continue to commemorate family and friends by naming camellias for them. However, in our modern world it seems people are more enamored with actors, actresses, and the fleeting notoriety of TV reality performers than with Admirals, Generals, Presidents, Popes and Cardinals. Queen Elizabeth and Princess Diana of England never had a camellia named for them. How long before someone in the world names a camellia after the charming Catherine "Kate" Middleton, informally a Princess, but formally known as the Duchess of Cambridge?



Figure 8: 'Princess Masako'



Figure 9: 'Pope Pius IX'



Figure 11: 'Hulyn Smith'



Trio of 'Demure' blossoms.

David Feathers innovator of new camellias

The American Camellia Society posthumously awarded the Tablet of Honor posthumously to David Feathers in February 2011 for his many contributions to the camellia world.



'Tulip Time'

He spent more than forty years as a writer, lecturer and developer of new camellias. He touted the camellia hobby as "a way to health and happiness" Bob Earhart, in his presentation of the Tablet of Honor, noted that David was a generous donor of matching funds to camellia societies and made a significant donation to the American Camellia Society's Fight Petal Blight Fund. He was the editor of the classic book The Camellia Its History, Culture, Genetics and a Look Into Its Future Development. The book jacket has a picture of his introduction 'Arch of Triumph', which is a very large, deep pink to wine red, loose peony reticulata hybrid. He introduced twelve other reticulata hybrids, including 'Lauretta Feathers', a large to very large, blush white edged with pink flower, which is one of a very few cream toned reticulata camellias. He also bred and registered fourteen japonica and eight non-reticulata hybrid cultivars from the mid-1950's through the mid-1990's. One of his best japonicas is the lovely 'Desire' with its formal double medium pale pink formal double flower. Two of his most beautiful pink hybrids are 'Demure' and 'Tulip Time', which are propagated by Nuccio's Nurseries. David also bred fragrant camellias. He introduced 'Salab', a cultivar often used by others in hybridizing fragrant camellias.



'Desire'



Figure 8: 'Princess Masako'



Figure 9: 'Pope Pius IX'



Figure 11: 'Hulyn Smith'



Trio of 'Demure' blossoms.

David Feathers innovator of new camellias

The American Camellia Society posthumously awarded the Tablet of Honor posthumously to David Feathers in February 2011 for his many contributions to the camellia world.



'Tulip Time'

He spent more than forty years as a writer, lecturer and developer of new camellias. He touted the camellia hobby as "a way to health and happiness" Bob Earhart, in his presentation of the Tablet of Honor, noted that David was a generous donor of matching funds to camellia societies and made a significant donation to the American Camellia Society's Fight Petal Blight Fund. He was the editor of the classic book The Camellia Its History, Culture, Genetics and a Look Into Its Future Development. The book jacket has a picture of his introduction 'Arch of Triumph', which is a very large, deep pink to wine red, loose peony reticulata hybrid. He introduced twelve other reticulata hybrids, including 'Lauretta Feathers', a large to very large, blush white edged with pink flower, which is one of a very few cream toned reticulata camellias. He also bred and registered fourteen japonica and eight non-reticulata hybrid cultivars from the mid-1950's through the mid-1990's. One of his best japonicas is the lovely 'Desire' with its formal double medium pale pink formal double flower. Two of his most beautiful pink hybrids are 'Demure' and 'Tulip Time', which are propagated by Nuccio's Nurseries. David also bred fragrant camellias. He introduced 'Salab', a cultivar often used by others in hybridizing fragrant camellias.



'Desire'

CAMELLIA MYSTERIES

By Bradford King

The more you observe camellias, the more you discover they are mysterious. This is due in part to their incredible diversity. There are 280 different camellia species. The most popular worldwide is *Camellia sinensis* grown for its foliage to make tea. The tiny white flowers are unimpressive but necessary to produce seeds. Camellia seeds from a number of species e.g., *C. oleifera*, are used for cooking oil in Asia. There are other species with large heavily veined leaves like *C. nitidissima* and *C. amplexicaulis* while *C. azalea* has long and narrow smooth leaves with no serrations. The fruit of *C. yunnanensis* looks like Christmas ornaments hanging from a tree. There are at least 120 reticulata cultivars growing in Yunnan, China, with some hundreds of years old. Today, in the Western World, there are 800 new reticulata hybrids, all bred since 1948. These are facts, now for the mysteries.

MUTATIONS

Camellia mutations are intriguing. Where do they come from? Why do some cultivars sport many times and others never. We know that ‘Aspasia’, ‘Elegans’, ‘Betty Sheffield’ and ‘Tomorrow’ have mutated many times. (Figure 1: ‘Tomorrow’s Dawn’ a sport of ‘Tomorrow’) But how does this work? What is the genetic mechanism? Do a few cells go rogue? Does a gene have some anomaly? Why does it show itself on one branch and not another? In addition, I wonder why it happens when it happens. Are there environmental factors that trigger the mutation? If so what are they? For example, how did this flower show up on ‘Kramer’s Supreme’? It is nothing like the hundreds I have seen on this individual plant and the thousands that bloom every year on everyone else’s ‘Kramer’s Supreme’. (Figure 2: Sport found on ‘Kramer’s Supreme’)

This is some of what we know. Sports are genetic mutations in plant characteristics. These can be changes in flower form and color as well as leaves, branches, and growth habit. The most common color changes are in white flowers with some color. Mutations are a valuable source of new plants. In camellias there are many *japonica* sports but very few *sasanqua* and *reticulata* mutations. The reasons for sporting are part of the plants’ evolutionary and inheritance mechanisms. The growth of a plant involves continual cell reproduction. When a cell divides, two chromosomes with similar genes are produced. When a gene copy varies from the original gene this is a mutation. Most mutations occur in the body cells (somatic tissues). When this is located at the growing point the entire twig or branch may be affected. When a mutation occurs at the growing point of a camellia we say it has “sported”. The sudden appearance of a change in a plant’s flowers, leaves, or branches is the first sign that a mutation may be taking place.

When a mutation occurs in a seed it can be passed on to subsequent generations through the reproductive cells. The resulting individuals will have the mutant condition in both the body cells and germ cell. This means that when the mutant plant sets seed they will also inherit the new characteristics. We are most interested in “bud sports”, or mutations in the body cells that produce flower sports. There are some documented cases of sporting occurring from adjacent tissue damage, but this doesn’t explain all the known mutations.

This brief overview of mutation may help, but we are still left



Figure 1: ‘Tomorrow’s Dawn’, a sport of ‘Tomorrow’.



Figure 2: ‘Kramer’s Supreme’ sport.

with basic mysteries. Why do the cell chromosomes change? Why does it occur when it occurs?

VIRAL VARIATION

Where did the viruses that give camellia flowers white blotches come from? I assume they are in the soil, which is absorbed along with moisture by the roots and transported through the plant. But what is the origin of the virus? We know there are old camellia cultivars in China that have the virus, such as the beautiful ‘Cornelian’ (‘Damanao’). (Figure 3: ‘Cornelian’) It was selected from a bud mutation of ‘Shizito’. Are these viruses specific to just camellias? How many strains are there? Most camellia nurseries and experienced growers think there are three to six strains. Is there a specific strain that gives a flower a moiré pattern? We know very little about camellia viruses and that is the mystery. It is also interesting that intentionally introducing a virus isn’t always successful and unwanted introductions occur. For example, one of the two original ‘Debutante’ camellias in my garden was variegated, but not the other. Why is this? Other growers have told me that ‘Debutante’ frequently becomes variegated. Okay. Does this mean that



Figure 3: ‘Cornelian’.

some cultivars are more prone to accept the virus? This seems probable to me as is its flip side, that some cultivars are more resistant to the virus.

It is most likely that the virus has several modes of transferring to a new plant. It is believed that garden tools and insects can serve as transfer agents of viruses in plants. In addition, infected roots may join with uninfected roots, thus transferring the virus. But we are still left with the mystery of where the viruses come from.

It is also mysterious that flowers on the same infected camellia can be a solid color, have a few markings, many blotches, and even be almost all white. Camellias are like the beautiful and mysterious women of movies and fantasy, always providing a new look to keep us enthralled. (Figure 4: ‘Adolphe Audusson’ with three different flowers with varying amounts of variegation) (Figure 5: An example of virus variegation -- ‘Firedance variegated’ and ‘Glen 40 variegated’)



Figure 4: These ‘Adolphe Audusson’ flowers have varying amounts of variegation.

GENETIC VARIATION

Many camellia flowers are decorated with beautiful and colorful markings. How did the white, pink, rose and red markings on solid toned blooms come to be? We know it is embedded in the plants genetic make-up as it is well known that colors are linked to the DNA in the genes. (Figure 6: ‘Betty Foy Sanders’). But how did Betty Foy Sanders, a white flower, come by its dashes and slashes of rose red that make it so striking?

We also know camellia foliage variegates. That is even more a mystery as it is believed that variegated foliage is less efficient in photosynthesis and thus not in keeping with the principle of the survival of the fittest. (Figure 7: ‘Taiyo’)

We can hope that as scientists unravel these genetic mysteries we may eventually know how such changes occur; until then let’s

enjoy the interesting foliage and beautiful flowers.

CAMELLIA FORMS

The original *C. japonicas* found in the wild were single red or white flowers. How did semidouble, peony, anemone, rose form double, and formal double flowers develop? We know that flower color, form, and size are traits that are inherited. It must be that the original japonica’s small single flowers had recessive genes capable of evolving more complex forms, most likely beginning with what we call semidouble flowers, some of which when bred together can produce more complicated flowers. Specifically, if a semidouble flower has a few petaloids this is a sign that it may produce seedlings with more petaloids. In addition, we know that the odds of getting a complicated flower form improve when one or both parent flowers are semidouble and continue to improve when there are more petaloids, as are found in anemone and peony forms. However, in general the more petaloids the less fertile is the flower. Petaloids are stamens mid-way to becoming petals. When all stamens, including petaloids, have become petals we have a sterile formal double flower. We may not know the specific genetic

mechanisms that produce a formal double flower but it is certain that it lies within the plants genes. When we look through a scientific lens at this issue we are not satisfied, but when we look at a perfectly formed formal double flower we are more than satisfied. We are struck by its magnificent beauty. (Figure 8: Flower with petaloids, ‘Cherries Jubilee’) (Figure 9: A formal double flower, ‘Sawada’s Dream’)

INFERTILE SEEDLINGS

It is a fact that almost all first generation seedlings from *C. nitidissima* are infertile. This is very frustrating to camellia hybridizers who thought that if they back-crossed the F1 seedlings to *C. nitidissima* they would inherit more pure yellow. This is why



Figure 5: ‘Firedance Variegated’, left, and ‘Glen 40 Variegated’.
These are examples of virus variegation.

we have some creamy and pale yellow camellias but none as pure golden yellow as *C. nitidissima*. Why are they infertile? We don’t know. A partial explanation is that *C. nitidissima* is in section *Chrysantha* and the crosses were with *C. japonica*, *C. reticulata* and *C. saluenensis*, all from section *Camellia*. Species are placed in sections based on key morphological characteristics. Even more mysterious is why in rare cases are these F1 seedlings fertile? These rare seedlings offer the breed opportunity to develop new yellow cultivars.

HERE’S LOOKING AT YOU

You probably have observed every now and then a much larger and more spectacular bloom than any other on a specific camellia; in fact, it may be the best you have ever seen on this plant. This is the flower you hope will arrive for a camellia show. It stands up and looks at you. But why did it just show up? We know that good culture, disbudding, and weather influence a bloom but ONE spectacular random flower out of hundreds is a mystery. I try to just enjoy this magnificent flower and not get caught up in wondering how and why. Some mysteries just need to be enjoyed. They all don’t have to be solved.



Figure 7: ‘Taiyo’ with variegated foliage.



Figure 6: ‘Betty Foy Sanders’ (Left).



Figure 8: ‘Cherries Jubilee’ (Above)



& Figure 9: ‘Sawada’s Dream (Right).

Camellia flowers over five inches in diameter are classified as very large. The wonderful rich colors and varied forms make the very large camellia blooms spectacular, and they stand out in the garden where they are easy to see and enjoy. When massed at a camellia show, they impress the public and challenge the judges since size accounts for 25 percent in selecting the best flower for each cultivar. When very large blooms are treated with gibberellic acid, they can be colossal, reaching eight or more inches. They are absolutely magnificent. Visitors can be heard saying “Wow!”

Gigantic Reticulata Flowers

Very large *reticulata* flowers have been in cultivation in Yunnan Province, China, for hundreds of years. One of their claims to fame is that many naturally have large and very large blooms. The first *reticulata* camellias imported came to America in 1948, and a number of these cultivars had very large flowers. For example, ‘Butterfly Wings’ has a lovely, rose pink, semidouble flower with irregular, broad, wavy petals that resemble the wings of a butterfly; ‘Crimson Robe’ has carmine red, semidouble flowers with irregular petals; and ‘Mouchang’ has a salmon pink, single to semidouble flower. It has been determined that *reticulata* cultivars, regardless of flower size, adapt well to Southern California and cross well with *C. japonica* cultivars, and the resulting cultivars are now known as *reticulata* hybrids. The most awesome of these are the very large blooming hybrids.

The very best of these is ‘Frank Houser’ and ‘Frank Houser Variegated.’ ‘Frank Houser’ is the biggest camellia flower show winner in America, regardless of where it is grown. In fact, in 2011 it garnered 237 points while its variegated form was second with 170. These numbers separately out point all other cultivars, and if combined, put ‘**Frank Houser**’ far and away as the most winning flower since records have been kept. The flower is a rose red with “rabbit eared” petals that can win as a semidouble or peony flower. It has become the most popular *reticulata* camellia since it was introduced by Dr. Walter Homeyer of Macon, Georgia, in 1989. He named it for his friend and neighbor, Dr. Frank Houser. It blooms mid-season on a vigorous, open, upright plant. The big question we have about this cultivar is how many to plant. The minimum is one of each—regular and variegated. (Photo 1: ‘Frank Houser’ and Photo 2: ‘Frank Houser’ Variegated.)

‘Dr. Clifford Parks’ has been a winner since its introduction in 1971. The rich red flower comes in several forms, from semidouble, to anemone, to loose or full peony. It was originated by Dr. Clifford Parks, who early in his career, began to make controlled crosses between *reticulata* cultivars and a variety of other camellia species when he was at the Los Angeles State and County Arboretum in Arcadia, California. His *reticulata* hybrid introductions are as follows: ‘Buddha’s Child’, ‘China Girl’, ‘Crimson Candles’, ‘Dot Spengler’, ‘Dr. Clifford Parks’, ‘Dr. Gordon Richmond’, ‘Gladys Parks’, ‘LASCA Beauty’, ‘Moon Festival’, and ‘Scarlet Temptation’. The two most popular introductions are ‘LASCA Beauty’ and ‘Dr. Clifford Parks’. ‘LASCA Beauty’ has a beautiful and very large, soft pink, semidouble flower with thick petals. It is a cross between *reticulata* ‘Cornelian’ and *japonica* ‘Mrs. D.W. Davis’. ‘Dr. Clifford Parks’ is a cross between *reticulata* ‘Crimson Robe’ and *japonica* ‘Kramer’s Supreme’. (Photo 3: ‘LASCA Beauty’ and Photo 4: ‘Dr. Clifford Parks’.)

One of the largest of the hybrid *reticulata* flowers is ‘Curtain Call’. It has a deep coral rose, semidouble, huge flower with fluted petals and blooms mid to late season on a vigorous, open plant. It was introduced in 1979 by Nuccio’s Nurseries. They also introduced the following very large bloomers: ‘Francie L’, ‘Howard Asper’,



Photo 1: ‘Frank Houser’

Very large came



ousers' the most winning flower in the United States since records have been kept.

Camellias: The grandest flowers of all

Article & Photos by Brad King

September - November 2012



Photo 2: 'Frank Houser Variegated'



Photo 3: 'LASCA Beauty'



Photo 4: 'Dr. Clifford Parks'



Photo 5: 'Curtain Call'



Photo 6: 'Queen Bee'



Photo 7: 'Emma Gaeta Variegated'



Photo 8: 'Larry Piet'



Photo 9: 'Valentine Day'

'Shanghai Lady', 'Winner's Circle' and 'Queen Bee'. The most popular is 'Queen Bee' because it has an epic beautiful and soft pink, irregular, semidouble flower. The variegated form of 'Francie L', with lovely white markings on rose pink, semidouble flower with wavy petals, also has many fans. (Photo 5: 'Curtain Call' and Photo 6: 'Queen Bee')

While we are focusing on *reticulata* hybrids originating in Southern California, we can't forget 'Emma Gaeta' and 'Emma Gaeta Variegated'. This deep rose pink, semidouble, with folded, upright petals and its variegated form were introduced by the creative hybridizer Meyer Piet from Arcadia, California. He named this cultivar for his collaborator, Lee Gaeta's wife Emma. The two men worked from Meyer's home garden in Arcadia, California. They registered sixteen *C. reticulata* hybrids, twelve *C. japonica*, and nine *non-reticulata* hybrids and named most of these cultivars for family and friends. One notable exception is 'Arcadia', named for his home town. It has a very large salmon pink flower. Another of their popular introductions, frequently seen in camellia shows, is 'Larry Piet', named for Bev and Meyer's son. The flower is large

to very large and a dark, rich red rose form, double to peony. It makes a huge display when gibbed and is a real winner when it holds its double form. (Photo 7: 'Emma Gaeta Variegated' and Photo 8: 'Larry Piet'.)

One of the early hybridizers of *reticulata* hybrids was Howard Asper. He was Curator of Descanso Gardens and later became Superintendent at Huntington Botanical Gardens, both noted as early recipients of the Yunnan *reticulata* camellias. Asper was a productive breeder, who introduced the following *reticulata* hybrids: 'Aztec', 'Cherry Ripe', 'Dream Girl', 'Flower Girl', 'Forty-Niner', 'Four Winds', 'Show Girl', 'Fire Chief', 'Howard Asper', 'Milo Rowell', 'Mouchang', 'Pharaoh', 'Red Emperor', 'Valley Knudsen', 'William Hertrich', and 'Valentine Day'. Many people consider 'Valentine Day' the very best of his introductions. It is a cross between *reticulata* 'Crimson Robe' ('Dataohong') and *japonica* 'Tiffany'. It is a large to very large, salmon pink bloom, with a formal double form and a rose bud center. It is one of only a few formal double *reticulata* flowers. 'Valentine Day' is a spectacular bloom. Its variegated form is a striking pink, blotched white, formal double flower. (Photo 9: 'Valentine Day')

As we move to Northern California, we locate 'Ruta Hagmann', one of the newer *reticulata* hybrids. She was introduced in 1992 by David Hagmann of Orinda, California. It has become well distributed in the western camellia world because it has a beauti-



Photo 10: 'Ruta Hagman'



Photo 11: 'Harold L. Page'



Photo 12: 'Hulyn Smith'



Photo 13: 'Phyllis Hunt'



Photo 14: 'John Hunt'



Photo 15: 'Royal Velvet'



Photo 16: 'Royal Velvet Variegated'



Photo 17: 'Nuccio's Bella Rossa'

ful, very large, light blush, peony flower, which shades to coral tones on the wavy, textured petals. It grows at an average rate in an open, spreading, upright manner. It is a seedling of *reticulata* hybrid 'Curtain Call'. 'Ruta Hagmann' is one of the very best peony formed *reticulatas*. (Photo 10: 'Ruta Hagmann'.)

'Harold L. Page' has a massive, bright red, rose form double to peony flower. The plant grows upright, vigorously, and blooms late in the season. J. Osegueda of Oakland, California, crossed *japonica* 'Adolphe Audusson' with *reticulata* 'Crimson Robe' ('Dataohong') to get this seedling. It was named in 1972 for Harold L. Page, the most senior man in the Northern California camellia world, who was blind and 90 years of age when this cultivar was introduced to honor him. (Photo 11: 'Harold L. Page'.)

Frank Pursel has bred a number of wonderful camellias. Two *reticulata* hybrids that have taken hold in the camellia world are 'Jean Pursel', which has a light pink peony flower, and is named for his wife, and 'Hulyn Smith', which has a soft pink, semidouble flower named for a prolific hybridizer and past President of ACS from Valdosta, Georgia. Hulyn himself loved big red camellias. He introduced the outstanding, mammoth, bright red *reticulata*

'Ray Gentry' and its beautiful highly variegated form. (Photo 12: 'Hulyn Smith'.)

Two fantastic *reticulata* hybrids originate from Australia and were bred by John Hunt in 1988. He named his very large, pink, semidouble to loose, peony flower with veined petals 'John Hunt'. It grows vigorously, open, and upright. The other flower he introduced has a deep pink on the petal edges, shading to lighter pink with a white center. This peony flower was named 'Phyllis Hunt'. It grows slowly, in an open spreading manner, and may be a shy bloomer when young. (Photo 13: 'Phyllis Hunt' and Photo 14: 'John Hunt'.)

Awesome Japonica Flowers

There are hundreds of beautiful large camellias. Some of the camellia show winners that are large to very large are 'Royal Velvet', with a dark velvet red, semidouble flower; 'Royal Velvet Variegated', with wonderful, white markings contrasting sharply with the dark red; and 'Melissa Anne', a white, loose to full, peony flower that is also the top winner in the camellia class "Best White". There are at least a dozen white camellias whose name begins with "Silver". One of the better ones is 'Silver Lace'. It has a semidouble to loose peony form. The white anemone, large to very large, flowers of 'Elegans Champagne' and 'Snow Chan' are truly awesome. The large, formal double flower of 'Nuccio's Bella Rossa' and its var-



Photo 18: 'Nuccio's Bella Rossa Variegated'



Photo 19: 'Silver Lace'



Photo 20: 'Elegans Champagne'



Photo 21: 'Snow Chan'



Photo 24: 'Katie Variegated'



Photo 25: 'Silver Cloud'



Photo 22: 'Grand Prix'



Photo 23: 'Katie'



Photo 26: 'Showtime'



Photo 27: 'Edna Bass Variegated'

iegated form has a long blooming season and a heavy bud set, making it a tremendous landscape plant that occasionally has a great flower that wins in shows. (Photo 15: 'Royal Velvet' and Photo 16: 'Royal Velvet Variegated', Photo 17: 'Nuccio's Bella Rossa' and Photo 18: 'Nuccio's Bella Rossa Variegated' and Photo 19: 'Silver Lace', Photo 20: 'Elegans Champagne' and Photo 21: 'Snow Chan'.)

However, it is the very large flowers that are bodacious. While walking in a friend's garden looking for blooms to photograph, I was immediately impressed with a semidouble, clear light pink, flower with fluted petals. This 'Show Time' bloom, introduced in 1978 by Nuccio's, grabbed my attention as it has at camellia shows where it is a top very large winner. Nuccio's have also introduced the following very large and attractive *japonica* camellias: 'Grand Prix', a brilliant red, semidouble, with a nice textured look; 'Katie', a stylish, coral rose pink, semidouble flower; its variegated form with very pretty white blotches on the coral rose pink flower; 'Moonlight Bay', a pretty pale orchid pink, semidouble flower; 'Silver Waves', a white semidouble, with lovely, wavy petals and 'Silver Cloud', which has an irregular, peony white bloom. These introductions from Nuccio's have considerable size and cover the camellia flower color range. (Photo 22: 'Grand Prix', Photo 23: 'Katie' and Photo 24: 'Katie Variegated', Photo 25: 'Silver Cloud'

and Photo 26: 'Showtime'.)

Some of the other big camellia show winners are very popular in the east, but are seen less often in Southern California. Nevertheless, they are grand cultivars. Dr. Walter Homeyer, the fruitful hybridizer of the aforementioned *reticulata* hybrid 'Frank Houser', is also responsible for *japonica* 'Edna Bass' and 'Edna Bass Variegated'. The wonderful contrast of white on the deep red, semidouble to peony formed flower of the variegated clone is even a bigger winner at shows than 'Edna Bass'. In the 2011 shows the two blossoms received 45 and 25 points respectively. Another major camellia show winner is 'Lauren Tudor'. Hulyn Smith introduced this lovely, pink peony flower with small red flecks in 1999. The bloom has numerous petals with the ones in the center standing upright with golden anthers and pink filaments. No wonder it gathered 84 points in the 2011 camellia flowers shows. (Photo 27: 'Edna Bass Variegated'.)

The Grandest Flowers

Very large camellia flowers can be accurately described as astronomical, bodacious, colossal, gigantic, humongous, mammoth, monster, and whopping, as well as the most glamorous and drop dead gorgeous, making them the grandest of all flowers.



Spotlight: *Camellia reticulata* 'Hulyn Smith'

The beautiful soft pink of this large semi double flower makes 'Hulyn Smith' a very desirable camellia. The flower has bright yellow anthers and heavy textured petals.

It is a controlled cross between *reticulata* 'Cornelian' and *japonica* 'Mrs. D.W. Davis' bred by Frank Pursel of Oakland, California. He introduced this mid to late season bloomer in 1980 to honor a great camellia hybridizer, Hulyn Smith. Hulyn bred 40 wonderful camellias during his life time. A few of his most popular are 'Ray Gentry', 'Ray Gentry Variegated', 'Cile Mitchell', 'Lauren Tudor', and 'Hulyn's Sweet Emily', featured on the cover of

this Journal. He particularly cherished the large red camellias.

He was a past President of the American Camellia Society (2005-2007) and a camellia legend from Valdosta, Georgia. He was awarded the ACS Tablet of Honor in 2011.

Frank Pursel's most popular and widely distributed introduction is 'Hulyn Smith'. It is a wonderful camellia in the landscape with a flower that is show quality borne on an upright plant.

The camellia spotlight honors these great camellia breeders, Hulyn Smith and Frank Pursel and a beautiful camellia.

- Bradford King

ALL THINGS CAMELLIA

Virginia is for camellia lovers

Article & Photos By Bradford King

The annual American Camellia Convention was held in Norfolk, Virginia March 21- 25, 2012. The Norfolk Camellia Society hosted and planned wonderful tours, educational sessions, and meeting venues for attendees. The ACS board had productive and useful meetings insuring the vitality and health of the organization. The attendees enjoyed good food, especially local seafood and Virginia wines. Most important were the friends made and friendships renewed.

What follows are descriptions and pictures from this fun filled and interesting convention.

Pinkham Garden

We begin our tour with the Pinkham house which has a beautifully landscaped garden in a fantastic setting on the James River. The raised beds hold a wide range of plant material, including camellias. The use of rocks, water, sculptures, and unusual shrubs and trees make this one of the most delightful and creative home gardens we have ever seen.

Professor Gao

Professor Gao Ji Yin, honored guest from China, shared his knowledge about camellia breeding and propagation in China on several occasions. In this series of photos, he demonstrates a fascinating side tree graft which took him only two minutes. When the scion takes, it will break through the plastic like a baby bird emerging from its shell. Professor Gao grafted a scion of *C.chuangtsuoensis*, a deep yellow species on to *C. fraterna*. The scions he brought from China are the first to be seen in America.



Preparing the scion



Making a clean cut with a razor blade in a branch for the scion.



Unfolding the clear plastic wrap.



Rolling plastic to form a string to bind the top of the cocoon to hold the scion.



C. fraterna with two blooms



Wrapping the scion in a clear plastic cocoon and tying off the bottom to the branch.



The completed graft showing the scion inside a single layer of clear plastic firmly tied at the top and bottom.



ACS President Matt Hunter and family on tour at Bennett's Creek Nursery.



Statue of Queen Elizabeth I

Elizabethan Gardens

Elaborate gardens were kept to entertain Queen Elizabeth I during her reign. The Elizabethan Garden was created as a living memorial to the time when Sir Walter Raleigh's lost colonists lived in this very place over 400 years ago. The Gardens include a collection of Renaissance statues and fountains in a formal garden setting. However, a highlight for us was the beautiful blooming camellias placed along the paths in an informal landscape setting.



The beautiful Camellia japonica 'Tiffany' has the wonderful pink color, classy look, and popularity to rival a Tiffany work of art at the Chrysler Museum.



Chrysler Museum and President's Reception

The President's Reception, cocktail party, and dinner were held in the Chrysler Museum. A good time was had by all. The Museum staff conducted four tours of their collections.


Bennett's Creek Nursery

This wholesale nursery located in Suffolk, Virginia, has 100 employees and 75 acres of land with numerous large plastic hoop houses. A major attempt is made to collect and store water in ponds which cover 42 acres, with water distribution being controlled by computers and pumped as needed. Fifty thousand camellia cuttings are propagated a year, and the nursery workers propagate 45 different camellia cultivars. Annual camellia production is under the management of Bob Black, Vice President of Horticulture. The nursery produces 50,000 liners, 50,000 one-gallon containers, 25,000 three-gallon, 1,500 seven-gallon and 250 fifteen-gallon camellias. A mechanized soil mixer and assembly line is used in potting plants. Bob Black gave a talk describing the propagation of camellia cuttings, and each guest received a gift of a rooted camellia cutting of 'Black Tie', 'High Fragrance' or 'Lady Vansittart'.

Wright Brothers Memorial

Larry Barlow was our tour guide for the trip to the Outer Banks and the Wright Brothers Memorial. Larry informed us of the local history, clarifying that the first flight was actually completed on Kill Devil Hills, not Kitty Hawk, North Carolina, as most of us learned in elementary school. The telegraph office used to announce the first flight was in Kitty Hawk, so the datelines in the newspaper and radio announcements incorrectly reported the first flight as Kitty Hawk.





‘Moonlight Bay’, Arminta C. Cawood Award winner.

Camellia Show at Norfolk Botanical Gardens

Hundreds of beautiful camellia blooms from as far away as California were placed on the show tables. ‘Moonlight Bay’, entered by Dr. and Mrs. Winston Gouldin, won the coveted Arminta C. Cawood Award for Best Japonica. Other award winners were the Best Australian Origin Bloom, ‘Margaret Davis’, entered by Bob and Sandy Black and the Frances Shannon Racoff Award (Best Formal Double), ‘April Kiss’, entered by Sandy Godwin.

The full list of winners is on the ACS web site, thanks to Webmaster Richard Buggeln.



Betty Daudt, left, and Larry Barlow, background, preparing entries for show.

A tour of the Botanical Gardens, especially the Hofheimer Camellia Garden, was a highlight as many of the camellias were still in bloom. Winners in the show, like ‘Grace Albritton’ and ‘Sweet Jane’, were also beautiful in the garden. In the garden I saw my first ‘Grace Albritton Flare’, which was stunning. ‘Tiny Princess’ may not catch one’s eye in a show cup due to its miniature size, but looks terrific on the plant.



Brad King receives gift from ACS Executive Director Celeste Richard after making keynote speech. In background is ACS President Matt Hunter. - Photo by Warren Thompson

ACS National Convention Banquet

It is clear that people make the ACS what it is today. The energy and vibrant conversations held throughout the convention continued at the banquet, transformed by the women in lovely dresses and gowns and the men in jackets and ties. After dinner ACS President Matt Hunter presided over the awards ceremony.

It was my pleasure and honor to be asked to deliver the keynote speech entitled “The Six Most Valuable Camellia Species in the World”. In my opinion they are: first, the “underappreciated camellia” (*C. sasanqua*); second, the “Queen of the winter garden” (*C. japonica*); third, “the King of the winter garden” (*C. reticulata*); fourth, “the Princess of the winter garden” (*C. saluenensis*); fifth, “the most important camellia in the world”, (*C. sinensis*), the tea plant, and “the most promising camellia” (*C. azalea*).



‘Sweet Jane’ a winner.



'C. azalea' buds.



'C. azalea'.



'C. azalea' buds in leaves.

Camellia azalea is truly unique! The long oval leaf is smooth with no serrations with some ability to tolerate direct sunlight. The buds are lipstick shaped and a lovely shade of red that opens to a small-to-medium, soft coral red, single flower. Several other flower forms have been discovered on wild plants. The fruit develops in two to four months, compared to eight to ten months for *C. japonica*. The plant, under optimal conditions, can have growth spurts three to four times a year, which results in new buds that can bloom every month of the year. The peak blooming season is in the summer. In addition, new hybrids can inherit the summer blooming and repeat blooming traits of *C. azalea* when used as either the seed or pollen parent. We need more people growing *camellia azalea* as a landscape plant and to breed new and beautiful summer and repeat blooming cultivars.

Honorary Guest speaker Gao Ji Yin from China spoke about the knowledge he gained in America that he will take back to China to share with his colleagues. He was impressed with the large number of camellia cultivars that have been introduced in America, many more than in China, because hybridizing has only recently begun there. On the other hand, he observed that there are many more camellia species in large quantities in China, where some have been cultivated for hundreds of years. Full grown camellia trees are used as rootstocks which make large plants quickly.

Friendly goodbyes were said. Promises were made to see each other at the ACS meetings at Massee Lane Gardens and Napa, California. A loud "thank you" was exclaimed to all the Virginia Camellia Society members who planned and hosted the convention. Congratulations!



Professor Gao Ji Yin.

Historic Williamsburg

The post ACS meeting tour of Williamsburg was led by Dr. Winston Goulden. He kept up a lively patter about local history on the bus drive. We took a pleasant walking tour, led by the docent, of the key Revolutionary buildings and gardens.

The Historic Area of Colonial Williamsburg stretches over 301 acres and includes 88 original 18th-century structures. Hundreds of houses, shops and public outbuildings are reconstructed on their original foundations. The courthouse, church, the tavern, the market, the theater are the places where early Virginians met their neighbors, socialized, and discussed politics. We had a lovely lunch in one of the taverns.

One highlight was the tour of the Governor's Palace, which was a symbol of British control of the colonies. The women all commented on the ornate furnishings, while the men were more impressed with the storehouse of armament and rifles.

We strolled leisurely through historic gardens planted with vegetables, flowers, shrubs, and plants authentic to 18th century Virginia. Finally a small group of women induced the bus driver to take us on a shopping tour. A good time was had by all.



Courthouse at Williamsburg.



Horse and carriage rides offered.



The Daylily Garden at Masee Lane Gardens, headquarters for ACS.

Daylilies: The Perfect Perennial

By Bradford King

In a recent survey the readers of “Birds and Blooms” voted the daylily their favorite perennial flower. I know they are mine as they dependably bloom every summer whether I lived in Massachusetts, New York, or California. They will do this for anyone living in Zones 3 to 10. If you live near Masee Lane Gardens in Georgia, the American Camellia Society headquarters, you can see a wonderful display of hundreds of cultivars. Yes, Masee Lane Gardens may specialize in camellias and have a world class collection of porcelain dominated by the 340 creations by Edward Marshal Boehm, but they also have a great daylily collection which is well worth visiting.

WHY WE LOVE THEM

There are thousands of beautiful hybrids and many have multiple colors and beautiful markings. Many also will rebloom and all are easy to grow. They grow 1 to 4 feet tall

and wide with long slender green leaves that arch gracefully. Daylilies or *Hemerocallis*, which, in Greek, means “beauty for a day” have individual flowers that last only one day. Since there are so many buds and blooms there are numerous flowers every day for weeks and weeks. The daylily is low maintenance and excellent for landscaping, borders, or containers. Mass plantings of one color are popular around shopping malls and street corners. They have moderate water requirements and thrive in sun to partial shade. They are not fussy about soil requirements and will do well in most garden soils; however, they are at their best in rich, well drained soil. They require minimal fertilizing. They do appreciate low nitrogen fertilizers once or twice a year after they bloom. Since most of us have cottonseed meal to use on the camellias, it is an excellent choice for daylilies too.

WHERE DO THEY COME FROM

There are no native daylilies in America. Their origins can be traced to Japan, Siberia, Korea, China, and Eurasia. Two of the earliest daylilies came from Europe to America



The daylily farm in New York.

-- ‘Tawny’ (*Hemerocallis fulva*) and the ‘Lemon’ (*H. lilioasphodelus*). ‘Tawny’ is a single orange-toned flower found today along the roadsides and farms fully naturalized throughout the East Coast. They bloom every summer with no extra water or fertilizers other than what Mother Nature provides. The double blossoms of ‘Kwanso’, which developed from *H. fulva*, were instrumental in breeding new double daylilies, and ‘Kwanso’ itself has survived over the years in older gardens and parks. This is my wife, Lynn’s, favorite daylily. She has seen it in bloom in the Adirondacks in upper state New York since she was a child, making it a symbol of her beloved Lake George and family summer vacations.

Hybridizing of daylilies began in Europe the late 1800’s. It is thought that A. Herrington of New Jersey was the first American to register a new cultivar, ‘Florham’, in 1899. Luther Burbank developed ‘Calypso’, while Franklin Mead originated ‘Hyperion’ in 1924, one of the best known daylilies. The work of Dr. Arlow Burdette Stout at the New York Botanical Garden from 1911 to his death in 1957 was seminal. The highest award a new daylily cultivar can receive is the prestigious Stout Medal named in his honor. There has been an explosion of new cultivars developed over the years with about 70,000 total cultivars, according to Kevin Walek, Daylily Registrar. It may be interesting to compare this with camellias which number 30,000 cultivars.

Hybridizers have extended the color range of daylilies from the yellow, orange, and pale pink of the species, to vibrant reds, purples, lavenders, greenish tones, near-black, and near-white, but not shades of blue. In addition, breeders have developed scent, ruffled edges, contrasting “eyes” in the center of a bloom, and an illusion of glitter. Recently hybridizers have focused on breeding triploids, which tend to

have sturdier scapes (flower stems) than diploids and some flower-color traits not found in diploids.

TYPES OF DAYLILIES

There are three basic foliage and hardiness types of daylilies. *Dormants* have foliage that turns brown in late autumn and dies over the winter. The plants remain in a dormant state until spring. This characteristic makes them the most cold hardy daylily and optimal candidates for northern gardens. Most also do well in warmer regions of the country but may not be suited for the far South. *Evergreens* have foliage that remains green all winter in the South and warmer areas of the West. The least hardy daylily cultivars, they are sensitive to periods of freezing and thawing and will need mulching in these situations. They remain green all winter, but older foliage that turns brown in the fall and winter must be removed to keep them healthy and looking well. They bloom in spring and early summer, peaking in June for me in Southern California. *Semi-evergreens* vary considerably in hardiness. In general they do well in the South and West but may not succeed in the coldest areas of the north. In the South and in California the foliage may turn yellow and brown in the winter but the lower parts remain green. In the North the foliage dies after cold weather and the plant stays dormant until warm spring days.

Daylilies are characterized by blooming time, as early, mid, or late season. This helps the grower select a range of plants to increase the blooming period in the garden. Flowers may be miniature, small, medium, or large, and come as singles, doubles, or in a spider form. The color range of daylilies is extensive.

PROPAGATION

Like many other perennial plants, daylilies are most commonly propagated by division. Spring is a good time to divide clumps that are too large. Split them up if you want more plants for the garden or to share with friends. This needs to be done every 5 to 7 years for vigorous growers but for others every 10 or 12 years. Propagating by proliferation is another way of developing more identical cultivars. A small plant or slips occasionally will develop on some cultivars midway up the scape (the flower stem). They look like a miniature plant with roots developing over time. This usually requires a long growing season for a good root system to develop. The proliferation may be cut from the plant and rooted to produce a new plant. Specifically, to accomplish this, the scape is cut above the slip, once roots have developed, and 4 to 6 inches below it and placed in a one gallon pot. The lower part of the scape is buried to help anchor the plant until the new roots take hold.

Daylilies also may be grown by seed which produce unnamed daylilies. Well-formed seed pods, brown and beginning to split open, are collected and placed in a warm dry area until dry and then seeds are planted in flats or beds. The resulting seedlings will bloom in two to three years and probably take another year or two to form a good clump that can produce well developed blooms. Controlled crosses also may be made. This requires a plan which is beyond the scope of this article but there are a number of books that can answer all your questions. The principles are essentially the same as those used in breeding camellias.

FAVORITES

One of the most popular and widely grown dormant daylilies is 'Stella De Oro'. It has a canary yellow miniature flower and a long blooming season. When I moved to California, I wanted to plant some in the foreground of a daylily bed. The nursery I used for years in Massachusetts recommended a better cultivar for my hot, dry growing conditions in Southern California. They recommended 'Crystal Cupid', a small semi evergreen, yellow, repeat-bloomer that has continuous flowers all summer. Some of the leaves remain green in the winter and it has been reliable for over 20 years. The 'Stella De Oro' I purchased, at that time, slowly went downhill and expired. The point is to listen to the local nurseries, friends, and growers in your area in selecting cultivars for your microclimate.

My California garden is mostly evergreen and some semi evergreen. When I leave California for summer vacation in New York, the daylilies are about spent, but the summer cottage landscape daylilies are just beginning their season. Like you, I have my favorites. In California they are 'Joan Senior', a beautiful yellow; 'Eye Yi Yi', a light orange flower with a red eye; 'Gingerbread,' a mahogany orange with a dark eye; and my favorite dark red 'Midnight Magic'.

In New York my first daylilies were older cultivars that were moved when we sold our home in Massachusetts. They are lovely and grow tall but have smaller and less complicated flowers than the newest hybrids. Originally they came



'Spotlight', an example of the spider-type daylily.



Brad King's favorite dark red 'Midnight Magic'



'Joan Senior'

from my aunt and uncle's daylily farm in Dighton Massachusetts. New plantings are all purchased from a local home daylily nursery in Ticonderoga, N.Y. They are grown in the ground and dug in sizes requested. They grow a wide range of new and popular older cultivars. New hybrids come in different heights, and all have bright beautiful flowers in many colors and markings that are the result of hybridizing progress.



Daylilies at Massee Lane Gardens.

MASSEE LANE GARDENS

Massee Lane had its beginnings as the private garden of David C. Strother in the 1930's. Mr. Strother donated this land to the American Camellia Society for its headquarters in 1966. Massee Lane Gardens features a wonderful slide presentation, gift shop, and the world's largest collection of books about camellias. Home of The American Camellia Society, this beautiful Garden is open year round for your enjoyment.

One of the world's finest collections of camellias fills a nine-acre area at Massee Lane. Brick walkways surround the camellia trees for easy viewing. In 2011 the camellia garden was awarded the distinction of being a "Garden of Excellence" by the International Camellia Society. Congratulations! The Abendroth Japanese Garden, the Scheibert Rose Garden, and beautiful plantings of daffodils, daylilies, chrysanthemums, azaleas, flowering trees, annuals and perennials add to the year round beauty.

The American Camellia Society's magnificent porcelain collection is housed in the Annabelle Lundy Fetterman Educational Museum at Masse Lane. It is dominated by the 340 pieces crafted by the famous American artist Edward Marshall Boehm. Other important artists are also included. The splendid depiction of birds, animals, and flowers -- large and small -- are worth a visit any time of year. The most intricate, exciting, and technically difficult of the Boehm's pieces is the Ivory Billed Woodpeckers, which stand five feet high, depicting a pair feeding a fledgling.

The three-acre daylily garden contains more than 500 different daylily cultivars, most of them planted in large blocks. Blooms start in May and continue through June, with some repeat blooming through the summer. The diversity of color, form, and patterns is a joy to see. This garden was made possible by the donation of plants by members of the Middle Georgia Daylily Society and oth-



'Gingerbread'



'Summer Morning'

er groups, as well as a number of commercial growers. An early summer visit to Massee Lane Garden is a good time to see the daylilies and the Scheibert Rose Garden.

CAMELLIA QUIZ

By Bradford King

Let's have some fun. Can you answer the following questions? Some are legitimate and some are trick questions. Enjoy!

1. Can you identify this camellia?



4. Doesn't this '*Camellia azalea*' make a wonderful sun loving landscape plant?



2. Photo of a green camellia. Is this a winning bloom ?

5. Is this the fungus that causes petal plight?



6. What camellia species produces this seed pod?



3. Would you like to purchase '*Yellow Americana*' from me?

7. Can you identify this common camellia pest?



8. How are left handed people and anemone formed camellias alike?

9. Which *Camellia japonica* has red roots?

10. Which camellia has won the most show points the last seven years in America?

ANSWERS: Pages 24-25



CAMELLIA KNOW-HOW

Sun Camellia Cultu





By Bradford King

The evergreen foliage and profusion of flowers of sun camellias are too frequently overlooked by home owners when landscaping and beautifying their homes and gardens. Sun camellias are hardy, long lived, and require minimum care. The most popular sun camellias are *Camellia sasanqua*, *hiemalis*, and *vernalis*. Since they all grow in full sunlight their culture is identical. These camellias begin blooming late summer, generally peaking in the fall, with some late bloomers continuing into winter. The single flowers typically have six to eight petals, and the flowers are usually white, pink, or white with pink or red edges. There also are a few beautiful red sun camellias. The petals fall after a few days, with flowers opening in succession for four to six weeks, and form a very lovely, attractive carpet on the ground. An additional attraction is that many of the flowers are fragrant. The foliage is dense with small leaves, which lend themselves to topiary, espalier, hanging baskets, and bonsai. Sun camellias are excellent in landscaping for hedges and foundation plants and can be grown in pots.

CULTURE

The ideal soil for sun camellias is well drained and high in humus and acid. A ph of 7 or less is acceptable, and 5.5 to 6.5 is ideal. The use of coarse peat moss, or oak leaf mold, provides humus and the acid conditions. When either is mixed in equal parts with “sharp” potting sand, a loose, well-drained, quality mix is obtained. Sun camellias, like all other camellias, should never be allowed to become dried out. They do their best when the soil is moist but not soggy.

Sun camellias are hardy and are frequently not provided fertilizer. They will grow and bloom better with a few light feedings of a commercial camellia azalea plant food for acid loving plants, or a handful of cotton seed meal mixed with iron, with low amounts of nitrogen -- an N of less than 3. Mix five parts cotton seed meal to one part iron granule. Alternatively apply iron in a liquid form once a year in the spring and more often if the foliage is light green or yellow, a sign of iron deficiency (chlorosis). An easy schedule to remember is to feed camellias on or about April first (April fool’s Day), Fourth of July, and Labor Day. This will keep sun camellias in top form.

Sun camellias do not require regular pruning, except to remove dead branches and to shape the plant as desired, and they can be groomed to become fuller and bushy if desired. One way is to remove the terminal growth bud to stimulate the dormant growth buds that grow adjacent to each leaf. Alternatively, cut the branch back to last year’s annual growth scar, which will produce several new branches below the cut. If and when a sun camellia becomes too large or unshapely, it can be pruned to the desired size and shape. It is best never to remove more than 20 percent of the plant. Sun camellias frequently produce more than one flower bud at each point where buds form; there is no reason to disbud them, as a major attraction of sun camellias is the abundant flowers.

Sun camellias make excellent hedges and screens. They may be planted as a mixed, informal boundary between property lines, or used to screen trash cans or other less attractive areas of the home. A more traditional hedge of one camellia cultivar will maintain its shape and form with judicious pruning. There is no horticultural reason to sheer a camellia hedge with clippers; if done, there will be very few flowers. To maintain a neat camellia hedge, remove all dead branches and cut the remaining branches back to last year’s annual growth scar.

CONTAINERS

Sun camellias thrive in pots, but will require some special care to grow and bloom. When planted in a container, they will require repotting, or potting up, every two or three years. The soil becomes depleted, soggy, and heavy after three years.

A container sun camellia will need at least weekly watering, and, during hot, dry, or windy weather, more frequent watering. A deep watering is highly preferred -- let the water run from the container drainage hole several times, always remembering to keep the plant moist, not dry, or soggy.

Photos by Brad King and Yuri Panchul



Photo 1: 'Apple Blossom'



Photo 2: 'Bert Jones'

CULTIVARS

There are hundreds of sun camellias listed in the Camellia Nomenclature. The following is an abbreviated list of the best sun camellias commercially available.

Camellia sasanqua

'APPLE BLOSSOM' has a single, white, plush pink flower that grows on 'a vigorous spreading plant. (Photo 1)

'BERT JONES' has a large semi double, fragrant, silver pink flower that blooms late season on an upright spreading plant. (Photo 2)

'BONANZA' has a deep red, medium, loose peony flower with wavy petals that blooms early on a low growing plant. It won the Ralph E. Peer Sasanqua Seedling Award in 1965. (Photo 3)

'CHOJI GURUMA' has a miniature anemone, light pink flower with deeper pink on the petal edges and petaloids. (Photo 4)

'CLEOPATRA' has a semi double, rose pink, medium-to-larger flower that grows on a bushy plant.

'DOUBLE RAINBOW' has a semi double, small to medium, white flower with a rose border on an upright plant. (Photo 5)

'DWARF SHISHI' has a bright red, miniature, semi double flower. This low growing plant makes a good ground cover. (Photo 6)

'FRENCH VANILLA' has a large, creamy white, single flower that grows fast, upright, and open growth. (Photo 7)



Photo 3: 'Bonanza'



Photo 4: 'Choji Guruma'



Photo 5:
'Double Rainbow'



Photo 6:
'White Dwarf Shishi'



Photo 7: 'French Vanilla'



Photo 8: 'Hugh Evans'



Photo 9: 'Jean May'



Photo 10: 'Old Glory'



Photo 11: 'Rosy Pillar'



Photo 12: 'Sekiyo'



Photo 13: 'Setsugekka'



Photo 14: 'Slim 'N Trim'



Photo 15: 'Starry Pillar'

'HUGH EVANS' has profuse small blooms of pretty, single, pink flowers on an upright, somewhat bushy plant. (Photo 8)

'JEAN MAY' has shell pink, rose double flowers that are lovely. This popular landscape plant grows in an upright and compact manner. (Photo 9)

'LESLIE ANN' has a small, semi double to loose peony, white flower, tipped reddish lavender, with irregular petals. It won the Ralph S. Peer Sasanqua Seedling Award in 1961.

'LITTLE PEARL' has a medium, irregular, semi double white flower, edged in pink that blooms late season. The buds are pink. The plant is compact and upright in growth.

'OLD GLORY' has a single to semi double, medium, white flower, with a lovely deep rose pink border, with wavy petals. The plant is medium and upright in growth. (Photo 10)

'RAINBOW' has a large, white single flower, with a good red border, on a bushy and upright plant.

'ROSETTE' has a small, rose pink flower, with a rose form to loose peony form. Growth is upright and spreading and the plant is a late season bloomer. This Nuccio's Nurseries introduction won

the Ralph E. Peer Sasanqua Seedling Award in 1993.

'ROSY PILLAR' has a medium, single, rose pink flower with well-spaced petals. It grows in an upright and columnar manner, which makes it a good choice where width is limited. (Photo 11)

'SEKIYO' has a medium, semi double, rose red, raspberry-toned flower, with a cluster of yellow stamens. It is upright and spreading in growth habit. (Photo 12)

'SETSUGEKKA' has a medium-to-large, white, semi double flower with ruffled petals. It grows vigorously in an upright, bushy manner. (Photo 13)

'SLIM 'N TRIM' has medium, single, deep rose pink flower. It is a very tight bush, a columnar plant, which makes it an excellent choice for areas limited in width. (Photo 14)

'STARRY PILLAR' has a small, white flower with an occasional tint of pink on petal edges and its bud. It has small, dark green foliage on a columnar shaped plant. (Photo 15)

'TANYA' has a small, single, deep rose pink flower. The plant is low growing, bushy, and spreading, making it a good ground cover. (Photo 16)



Photo 16: 'Tanya'



Photo 17: 'White Doves'



Photo 18: 'Yuletide'

'WHITE DOVES' ('Mini No Yuki') has abundant, white, semi double flowers that grow on a spreading, low growing plant. (Photo 17)

'YULETIDE' has a single, brilliant red flower, with rounded, broad petals surrounding a cluster of bright yellow stamens. It has a profusion of flowers late season, frequently from Thanksgiving to Christmas. It is a sturdy, compact, upright plant with small, dark green foliage. It won the Ralph E. Peer Sasanqua Seedling Award in 1974. Its popularity as a hedge, foundation plant, specimen in the ground, or in a container, continues to this day. (Photo 18)

Camellia hiemalis

'CHANSONETTE' has a brilliant pink, medium, formal double flower with ruffled petals. It won the Ralph S. Peer Sasanqua Seedling Award in 1959. It is a bushy plant that blooms in late fall. (Photo 19)

'DAZZLER' has a rose red, medium, semi double flower that blooms early and grows on a vigorous plant that is upright and spreading in growth habit. It was introduced by Nuccio's Nurseries and lives up to its name as a garden plant.

'KANJIRO' has a rose pink flower that shades to rose red on the petal edges. The medium flower is semi double. It grows vigorously in an upright manner. It is an outstanding and popular sun

camellia that is readily available. (Photo 20)

'SHISHIGASHIRA' ('Beni-kantsubaki') has a lovely mass of small, red flowers that usually are semi double, and at times, rose form double. It blooms mid-season on a compact bushy plant. It is a very popular cultivar that is grown throughout the camellia world. (Photo 21)

'SHOWA-NO-SAKAE' ('Usubeni') has a soft pink flower with occasional white marbling. It is small to medium in size, and its form is semi double to rose form double. It blooms early season. It makes a good ground cover, or landscape plant, as it is a vigorous low growing compact plant. (Photo 22)

Camellia vernalis

'EGAO' has a large, pink, semi double flower that blooms late season. It grows vigorously upright and spreading. It has a show



Photo 19: 'Chansonette'



Photo 20: 'Kanjiro'



Photo 21: 'Shishigashira'



Photo 22: 'Showa-No-sakae'



Photo 23: 'Egao'



Photo 24: 'Egao Corkscrew'



Photo 25: 'Grady's Egao'



Photo 26: 'Shibori-Egao'



**Photo 27:
'Shibori-Egao Corkscrew'**

winning flower and is an outstanding camellia whose name translates appropriately to "smiling faces". (Photo 23)

'EGAO CORKSCREW' is a genetic mutation from 'Egao'. This is exhibited in its distinctive zigzag growth, which lends itself to an interesting bonsai. The flower has also mutated, with about half the pink blooms a ruffled semi double, and the other half a more beautiful, loose peony with heavy ruffling of the petals. It blooms mid-season, which is sooner than its parent. While this cultivar has been classified as a nonreticulata hybrid in the Camellia Nomenclature, it is placed here with its parent because it, too, will tolerate sun. (Photo 24)

'GRADY'S EGAO' has a medium, semi double, light pink flower, veined with a fine white edge. Grady Perigan caught this sport (genetic mutation) of 'Egao'. This flower is smaller than its parent and grows more compactly. It blooms late season, like 'Egao'. (Photo 25)

'SHIBORI-EGAO' is the variegated form of 'Egao'. This makes for a very showy, medium, semi double flower, with its contrasting white blotches on pink. It blooms late season on a slower, more spreading plant, with occasional yellow marked leaves, due to the viral inoculation that produces the lovely white on the flowers. (Photo 26)

'SHIBORI-EGAO CORKSCREW' is the variegated form of 'Egao Corkscrew'. It has the same growth habits of an 'Egao



Photo 28: 'Star Above Star'

Corkscrew', with the added beauty of lovely, white markings on its ruffled pink flowers, some of which are semi double, and others a loose peony form. This makes for a showy and interesting bonsai, or container plant, that will grow in partial sun. (Photo 27)

'STAR ABOVE STAR' is an award winning, late bloomer with its lovely, white flowers that shade to lavender pink on the petal edges. It has a medium, semi double-sized flower, with one set of petals superimposed on another, giving it a star-like appearance. It grows upright. It is a wonderful garden plant that is highly appreciated. (Photo 28)



Spotlight: *Camellia Reticulata* 'Ruta Hagmann'

One of the newer reticulata hybrids is 'Ruta Hagmann'. She was introduced 20 years ago in 1992 by David Hagmann of Orinda, California. It has become well distributed in the western camellia world because it is a beautiful, very large, light blush pink, peony flower shading to coral tones on the wavy textured petals.

It grows at an average rate in an open, spreading upright manner. It is a seedling of reticulata hybrid 'Curtain Call', which has a deep coral rose, semidouble flower with irregular petals. It has one of the very largest flowers.

'Ruta Hagmann' has a very different color and form from this parent. Camellia forms used in the Camellia Nomenclature are single, semidouble, anemone, loose peony, peony, rose form double, and formal double. Most of the reticulata camellia flowers in America fall into the semidouble group when petals are counted with some loose peony, and peony, and a few anemone, rose form double, and formal double.

'Ruta Hagmann' is one of the best peony formed reticulata, with the multiple pink tones shading to coral, thereby earning its place in the Camellia Spotlight. - **Bradford King.**



Clockwise: Dark Reds in the Flower World - Hibiscus 'Dragon's Breath'; Cymbidium Orchid Dark Red; Midnight Magic Day Lily; Rose 'Diablo'

Dark red camellias warm the garden and heart

Article and Photos by Bradford King

Dark red and maroon are warm colors. As dark red reaches the purple color range it carries symbolism for red (passion and action) and for purple (riches and mysteries). Blood red is associated with blood even if it isn't the color of blood. It's close to burgundy, maroon, and dark red in hue. Depending on how it is used, blood red can carry a darker sinister symbolism of anger, aggression, death, and a sense of the macabre. These blossoms in dark tones of red, whether labeled as blood red, burgundy, maroon, or dark red, are some of the most interesting and strikingly colored flowers. There are roses -- 'Diablo' and 'The Prince', day lilies -- 'Acapulco Night' and 'Midnight Magic', hibiscus -- Dragon's Breath, peonies -- 'Yaiyo', and camellias that have a special place in the garden. However, only the camellias grace the landscape during the winter months with their dark red blooms that warm the cold winter garden and our hearts.

DARK RED

The earliest well known dark red camellia came from Japan in 1829. 'Kuro-tsubaki', the "black camellia", has a small semi-double to peony form flower with irregular red stamens. It is a mid season to late blooming *japonica*. The intense pigmentation in the flower also extends to the stems, mid ribs, and veins of the leaves, as well as the roots. It is the seed parent of 'Night Rider' and 'Black Opal', both bred by O. Blumhardt of New Zealand. He used hybrid 'Ruby Bells' as the pollen parent. 'Black Opal' has a miniature to small flower with red filaments and gold stamens, but is not seen often in America. 'Night Rider' has a small, very black red, semidouble flower with heavy waxy narrow petals and irregular yellow anthers and reddish filaments. The plant also is very attractive, with new growth appearing as a deep maroon shade. Even the roots are red. The plant grows spreading and upright at a medium rate and has small dark green leaves. This makes for a popular camellia with a striking flower.

Dr. William Ackerman also used 'Kuro-tsubaki' as the seed par-



'Night Rider'

ent for 'Kuro Delight', one of the most cold hardy (to -10 degrees F.) spring flowering cultivars in the National Arboretum. It has a medium to large, semidouble to peony, maroon flower with a long blooming season. Cytological examination of 'Kuro-tsubaki' showed that it is a donor of a long chromosome to those hybrid seedlings exhibiting the intense black pigmentation of stems, leaves, roots and darkest red flowers. Dr. Ackerman is confident that there is a direct correlation between the long translocation chromosome and the intense black pigmentation, but he has not yet proven that this long chromosome is associated with cold hardiness. It is notable that 'Kuro-tsubaki' when grown on its own roots is semidwarf, but when grafted on more vigorous root stock will have an average growth rate and reach a normal size. All in all, 'Kuro-tsubaki' is a genetic wonder that has given us some of the darkest red camellias. 'Kuro Delight' is an excellent landscape camellia in its own right, especially for cold camellia areas, due to the wonderful maroon flowers that can bloom from early to late season.

The biggest show winning dark red camellia is 'Black Magic'. The last few years it has placed in the top five in the medium japonica class at camellia shows. In 2011 it was number one with 110 points. It has a very dark, glossy red, medium semidouble flower with thick waxy petals and holly-like foliage. It was introduced by Nuccio's Nurseries in 1992 and is popular throughout the camellia growing states. It is interesting that it wins more camellia shows in the Southeast than in Southern California, its "home town". Is this a case of having to leave home to be appreciated or that this cultivar blooms better in the east?

In the camellia shows in California 'Royal Velvet' was ranked first in 2011 in the japonica large classes and ranked 11 in the Atlantic, but unranked in the Gulf region. It is clear that regions of the country have different favorites. However, 'Royal Velvet' is another dark red camellia that commands attention. It is a semidouble flower described by Nuccio's as a dark velvet red. I like its variegated form as the contrast of white markings on the dark red is beautiful.

'Midnight' is another black red camellia that has its fans. It has a medium semidouble to anemone flower that blooms in mid-season. The plant is vigorous, compact, and upright in growth habit. It was introduced by Nuccio's in 1963. In 1985 they introduced a very dark red *japonica* they named 'Midnight Magic'. The flower is medium to large, full peony with central white petaloids. In 1991 the Nuccios introduced 'Candy Apple' another dark red. The flower is a medium to large semidouble to loose peony and blooms mid to late season.

MAROON

Maroon is a dark red color that is derived from the French "*Marron*" or Chestnut. A good example of a dark maroon camellia is 'Marchioness of Salisbury'. The white variegation against

March - May 2012

The American Camellia Society

The American Camellia Society is located at Massee Lane Gardens, 100 Massee Lane, Fort Valley, Georgia 31030, the headquarters of the organization. Executive Director is Celeste M. Richard, crichard@americancamellias.org, 478-967-2358. Established in 1945, ACS is a non-profit organization dedicated to the promotion of the *Genus Camellia* L. and the education of the public about camellias. Contributions are welcomed to help further the goals of the Society and can be made to: The American Camellia Society, 100 Massee Lane, Fort Valley, GA 31030. Contributions deductible in the year made.

Join Us!

Members receive the annual American Camellia Yearbook and four issues of The Camellia Journal. U.S. Single/Joint: \$30; Foreign - Canada: \$44.50; Mexico \$55.50; Other: \$64.50.

Massee Lane Gardens

Massee Lane Gardens, the historical home of the American Camellia Society, is a 40-acre garden featuring the extensive camellia collection of the Society and several specialty gardens. Guided tours are always available in this year-round garden, where color follows color throughout the year. Two galleries feature the world's largest public display of Edward Marshall Boehm porcelains and other porcelain artists in the Annabelle Lundy Fetterman Educational Museum and the Stevens-Taylor Gallery.

Beautiful rental events are held in the spacious Gallery and gardens. For information and reservations call Lesia Dortch at 877-422-6355 or ask@americancamellias.org. Further information is available at www.americancamellias.org.

The Camellia Journal

The Camellia Journal is published quarterly in March, June, September and December by the American Camellia Society.

Editor: Bradford D. King

Publications Editor: Roger Ann Davis

Advertising: Celeste M. Richard

Production: Roger Ann Davis

Opinions expressed in articles in this magazine do not necessarily reflect the policy of the ACS or of its officers or directors. While the Journal endeavors to assume the reliability of its advertising, neither the Journal nor the ACS assumes responsibility for any transaction between our advertisers and our readers. © 2011 American Camellia Society articles may not be republished without written permission.

The Camellia Journal (USPS 555-900) (ISSN 008 204X)

Published quarterly by the American Camellia Society in Fort Valley, GA. Four issues per year. March, June, September, and December. Subscription price is included in the annual membership dues. Periodical Postage paid at Fort Valley, GA and additional mailing offices. POSTMASTER: Send address changes to: The Camellia Journal, 100 Massee Lane, Fort Valley, GA 31030.



‘Black Magic’

one on my favorite small flowers to gib as it will win points in early shows in the small single class and in trays of like blooms. It is a vigorous compact and upright plant that looks good in the garden.

BURGUNDY

Burgundy is an area of eastern France noted for making both white and red wine. When used as a color, it refers to red wine with dark hues of red and purple. Cabernet is a wine made from the black cabernet grape. The small, formal, double flower named ‘Cabernet’ is a rich burgundy red. It is a late season bloomer, which makes it a valuable camellia when you are looking to have flowers in March and April. It is a little beauty introduced by Nuccio’s in 2009. The plant is bushy, upright, and grows at an average rate.

Cherries Jubilee is a fantastic desert dish made with cherries and liqueur (Kirschwasser) flambéed and served as a sauce over vanilla ice cream. It is yummy! It is believed to have been first served at Queen Victoria’s Golden Jubilee in 1887, although others state it was her Diamond Jubilee in 1897. What is amazing is this queen’s longevity –“Long Live the Queen”. When *Camellia japonica* ‘Cherries Jubilee’ has a full center fountain of red and white petaloids bursting from the burgundy red, loose peony flower, it, too, looks delicious.

CONCLUSION

Many gardeners are drawn to the dark red flowers of roses, hibiscus, daylilies, peonies and other plants. Most of us have several plants so colored because it symbolizes action, passion and mystery. It is no wonder men and women in equal numbers like the strikingly beautiful, dark red camellias, as they appeal to the eye and warm the heart. They are special!



Show winning ‘Black Magic’

the maroon makes a nice contrast. The flower is a small peony.

‘Maroon and Gold’ received the William E. Wylam Miniature Award for 1975. This small, loose peony flower with golden anthers was named by the Nuccios for the University of Southern California colors, which are cardinal and gold. It seems silly not to be able to call a flower cardinal and gold, but this was prohibited due to copy right laws. However, University brands on clothing, pennants, and other merchandise is a multi-million dollar industry. Consequently, the name is ‘Maroon and Gold,’ which turns out to be a more accurate description. I really like the color and form of this mid to late season blooming maroon flower. It is number



Royal Velvet Variegated



Midnight Magic



Marchioness of Salisbury



***Maroon and gold* cluster**



Cabernet



Cherries Jubilee



Figure 1: 'Lion Head'

Reticulata camellias: *There is more than meets the eye!*

Article and Photos....

by Bradford King

The *Camellia reticulata* have been cultivated in China for more than a thousand years, where they grow mainly in the west and southeast section of Yunnan Province. Yunnan is located in the southwestern region of China where mountains, rivers and abundant rainfall occur. Camellias are preserved at large temples and monasteries in the area, with some trees having bloomed for a hundred years and still at it. The center of camellia culture is Kunming. The Kunming Botanical Institute has done extensive investigation on the indigenous *reticulata*. They have identified fourteen ancient cultivars. One of the most common is 'Shizitou' which we call 'Lion Head'. They found two 23-foot tall trees estimated to be six hundred years old. The eye can't tell us but *Camellia reticulata* species and individual specimens are very long lived woody plants. (Figure 1: Lion Head.)

DISTRIBUTION

The first record of *C. reticulata* being introduced to another country was in 1673 to Japan. The cultivar was called 'To-Tsubaki', which means Tang Dynasty Camellia. This is the same camellia introduced to England as 'Captain Rawes' in 1820. (Figure 2: 'Cap-

tain Rawes'.) It is believed to have been collected by John Reeves the Chief Inspector of Tea for the East India Company in Canton. Captain Richard Rawes brought it to England. The Yunnan *reticulata* came to America through Descanso Gardens and Ralph Peer in 1948. Australia also imported the *reticulata* in 1948 and 1949.



Figure 2: 'Captain Rawes'



Figure 3: ‘C. chuangtsoensis’ - Photo by Gao Jiyin

New Zealand received them from America and Australia before directly importing them from China in 1964. In more recent times they have become a Chinese export to Burma, Indonesia, Laos, Vietnam, Albania, Thailand, and parts of the old Soviet Union. China’s trade with other countries is no longer as restricted as the country has become the number two world economy. We can only hope the Chinese will export other camellia species more readily. My eyes wait for *C. chuangtsoensis*, the bright yellow repeat blooming flower. (Figure 3: ‘*C. chuangtsoensis*’.)

SINGLE FLOWERS

In China there are now at least 120 reticulata cultivars, with new seedlings being produced regularly that we know very little about. In the West approximately 800 cultivars have been introduced with reticulata in their lineage. While the large and very large flowers are the most sought after, there are smaller cultivars being bred. In America the show flowers seem to drive the popularity of reticulata hybrids but this is not the case in China. The Chinese have introduced single flowers in two forms — trumpet and magnolia. The former has short flat petals and looks like a trumpet when fully open; the latter has straight rather long petals, and when fully open, looks like a magnolia flower. For example, a single trumpet form named ‘BiYu’ has light pink flower with flushes of red on the petal edges. In America we have ‘Kogane-yuri’, a light yellow, small, single tubular flower that originated in Japan. It’s valued because it has many pale yellow flowers that bloom up and down its stems and branches. (Figure 4: ‘Kogane-yuri’.) In addition, ‘Crimson Candles’ would probably be classified as tubular. It has a rose red, single, medium bloom which grows vigorously. It has great value as a cold hardy (Zone 7A) landscape camellia. An example of the magnolia form from China is ‘Qiaoyulan’ which is spinel pink. I am unaware of reticulata flowers in America with a magnolia form.

SEMIDDOUBLE FLOWERS

The Chinese discuss three semidouble flower forms: lotus, wavy, and butterfly. These are very helpful ways of describing semidouble reticulata flowers. It gives additional characteristics that can help identify and distinguish among flowers with this common reticulata form.

The lotus type has flat, regularly arranged petals with flowers that look, when fully open, like the East Indian Lotus. One lotus type from China is called ‘Luanyeyinhong’ and is known in the United States as ‘Ovate Leaf Pink’. Many of our reticulata hybrids fit here: ‘Queen Bee’, ‘Hulyn Smith’, ‘Margaret Hilford’, ‘LASCA Beauty’ and ‘Valley Knudsen’. (Figure 5: ‘LASCA Beauty’.)

The wavy type has undulating petals. A wavy form semidouble in China is called ‘Zuijiaohong’, which, in English, is “Intoxi-



Figure 4: ‘Kogane-yuri’



Figure 7: ‘Fiesta Grande’.

cating Charming Red”. There are many Chinese and American cultivars with this form. Popular ones developed in America are ‘Buddha’, ‘California Sunset’, ‘Francie L’, ‘Fire Chief’, ‘Curtain Call’, and ‘Nuccio’s Ruby’. (Figure 6: ‘Curtain Call’.)

The butterfly type has outer petals that are larger and flat with inner ones twisted and upright. In America this may be described as “rabbit-eared”. A butterfly wing type from China is ‘Datahong’; in America it is known as ‘Crimson Robe’. This form makes for very attractive hybrids. Popular reticulata hybrids in America are ‘Arch of Triumph’, ‘Frank Houser’, ‘Fiesta Grande’, ‘Emma Gaeta’, and ‘Howard Asper’. (Figure 7: ‘Fiesta Grande’ and Figure 8: ‘Frank Houser’.)

DOUBLE FLOWERS

The third Chinese category is “flowers fully double”, which has three types: rose, radiate, and peony. This seems less helpful than our categories: anemone, loose peony, peony, rose form double, and formal double form, which provides more in-depth description of the flower forms. The radiate group has few cultivars listed. The petals are flat, overlapping, irregular, and a radiating arrangement with inconspicuous stamens and pistils. We can find this form in a few formal double japonica and hybrid flowers, for example, ‘Punkin’. (Figure 9: *C. hybrid* ‘Punkin’.)

There is more than meets the eye when categorizing reticulata flowers because some cultivars will produce two or three and even four flower forms. ‘Dr. Clifford Parks’ is a great reticulata with its rich red complicated flower that are at times anemone, loose peony, peony, and semidouble butterfly-wing type. (Figure 10: ‘Dr. Clifford Parks’, a loose peony form.) Likewise, ‘John Hunt’ can be semidouble butterfly-type or loose peony. It has a beautiful and very large pink flower. (Figure 11: ‘John Hunt’, a semidouble butterfly-type.)

FORMAL DOUBLE

The best example of a formal double reticulata with a rose bud center is the beautiful and popular ‘Valentine Day’. (Figure 12: ‘Valentine Day’.) ‘Harold L. Page’ is a very large rose form double with a terrific bright red flower that comes late in the season, which may mean it arrives too late for camellia shows unless it is gibbed. (Figure 13: ‘Harold L. Page’.) ‘Miss Tulare’ is another wonderful very large red flower which is usually a rose form double but may also grow as a ruffled peony. (Figure 14: ‘Miss Tulare’, as a rose form double.) A multi-toned pink flower that is a rose form double is the lovely and very large ‘Phyllis Hunt’. (Figure 15: ‘Phyllis Hunt’.) One of the most beautiful loose peony reticulata flowers is ‘Ruta Hagmann’. (Figure 16: ‘Ruta Hagmann’.) The light pink has deeper tones of coral pink on the petal edges. There don’t seem to be many full peony reticulata. However, one very large soft orchid pink is ‘Jean Pursel’. The Chinese cluster loose and full peony together. The most popular in the USA is ‘Damano’ (‘Cornelian’) which has a large, variegated rose red flower. (Figure 17: ‘Cornelian’.)



Figure 5: 'LASCA Beauty'



Figure 6: 'Curtain Call'



Figure 8: 'Frank Houser'



Figure 9: 'Punkin'



Figure 10: 'Dr. Clifford Parks'



Figure 11: 'John Hunt'



Figure 12: 'Valentine Day'



Figure 13: 'Harold Page'

SUMMARY

The common saying "Don't judge a book by its cover" applies to the camellia reticulata species. There is so much more than meets the eye. It took historical investigation to discover that some trees are hundreds of years old and that *C. reticulata* is a very old species with records going back over a thousand years in China. The eyes certainly are key to the enjoyment of the magnificent reticulata flowers, but no one pair of eyes can see the diversity of even one cultivar. We may think that the flower form we see in our home garden is the way this cultivar always looks. Various micro climates interacting with the flower's unseen genetics can create different flower forms on the same cultivar. A rich iron soil may produce a darker red flower than one with depleted soil. We all know that lack of moisture and hot weather impacts the flower size. We can extend our vision and knowledge about camellias at shows, but again our eyes only can see what is presented. There are hundreds of beautiful reticulata that are not show varieties. It is rare for a small or even a medium reticulata to get to the head table. There are yellow, cold hardy, and other great camellias that make good landscape plants that you may not see. Finally there are *reticulata* hybrids in China that few Western eyes have seen.



Figure 14: 'Miss Tulare'



Figure 15: 'Phyllis Hunt'



Figure 16: 'Ruta Hagmann'



Figure 17: 'Cornelian'



Figure 2: 'White Doves', a well-groomed camellia in Huntington Gardens.

CAMELLIA KNOW-HOW

Grooming your camellias

Story and Photos by Bradford King

The beautiful fall and winter blooming camellias are plant kingdom royalty yet not high maintenance princesses. They generally require only grooming for size, form, and the removal of dead, damaged, weak or diseased branches.

While camellias may be pruned any time of the year, one of the best times is in the spring after they have bloomed and before they break dormancy, which is signaled by the first growth flush. One reason is that pruning relies on a camellia's ability to heal its cut surfaces. Specifically, the cambium layer, the thin light green layer just beneath the bark, has the remarkable ability to grow new cells that form a callus or scar tissue when stimulated by plant hormones. Plant growth hormones are present all year long, but are most active in breaking dormancy due to the warm and longer days of spring. The vegetative growth buds can emerge after natural damage or severe pruning of the strong, mature, woody bark of old stems, branches, and the tree trunks.

CAMELLIA GROWTH

To prune effectively, it is helpful to know something about how camellias grow. This way you can predict the results of your pruning. The stems, also known as shoots, twigs, branches, trunk, or limbs, carry water and nutrients -- especially sugars -- from the roots to the buds, leaves, and flowers. The stems are the conveying tubes not unlike the human body's arteries and veins. When stems are cut off, the flow of nutrients is diverted to other buds and



Figure 1: Dormant buds activated after severe pruning.

branches. Therefore, when growth is stopped in one direction new growth is activated in another direction. This guides you in shaping the camellia.

Vegetative or growth buds are of key importance. They are the underdeveloped conveying tubes. As they grow they divert water



Figure 3: A large oak down in Huntington Gardens.

and nutrients. This means you can direct plant growth by removing selected buds. There are three types of growth buds: terminal buds, lateral buds, and latent buds. The **terminal bud** is found at the end of a stem and makes the camellia grow in a line by elongating the stem. "Tip pruning" is the removal of the terminal bud which encourages a denser, bushier plant by diverting energy to the buds along the stem. **Lateral buds** grow along the sides of a stem. As the camellia grows the lateral buds may be activated and develop lateral branches. When lateral buds and stems are removed, energy is channeled into the terminal buds. There are also dormant buds that lie beneath the bark for years. These are called **latent buds**. They are only activated after injury or pruning removes the growth above them. (Figure 1: Dormant buds activated after severe pruning.)

REASONS TO PRUNE

Growing camellias is based on the scientific principles of plant physiology outlined above and becomes an art form when you prune a camellia into a more attractive plant. (Figure 2: A well groomed Camellia, 'White Doves' / 'Mine-No-Yuki' from the Huntington Gardens)

Why do we prune?

First is to direct or control growth in the desired direction. Pruning

the tips of the camellia encourages the plant to become bushy. By cutting, a stem's new growth is activated in a new direction.

Second is to encourage flower production. By pruning you can produce better flowers.

Third is to promote a healthy camellia plant. Removing older stems allows new energy to be directed to new growth. Since leaves on the inside and lower parts of the camellia need air and light to remain healthy, pruning can improve health and appearance by thinning out dense growth. The plant directs its energies into new growth.

Fourth is to repair or correct injury and damage. Heavy winds, snow and ice, or even lightning can damage camellias. In California the main culprit is winter storms with high wind and rain that may directly damage camellias or more frequently topple larger trees that fall, injuring the camellias underneath. (Figure 3: A large Oak down in Huntington Gardens) This can be very serious as the damaged camellia is also deprived of the shade provided for years by the larger trees. The large tree will need to be removed so as not to cause further damage to the camellias underneath. The injured branches of the camellia need to be pruned. In addition, the plant that grew in partial shade may now be exposed to direct sunlight and will need to be monitored for sun damage, especially in the long hot days of summer. Extra moisture and shade may need to be provided for the camellia.

Fifth is to prune to rejuvenate and restore neglected or established camellias to a more manageable and attractive state. Many older homes were landscaped forty and fifty years ago with little attention provided to the camellias. Since camellias aren't fragile, high maintenance plants, they may be overgrown, out of control, blocking windows and other plants. New owners frequently are energetic and motivated to improve the home landscape. One of the first impulses is to have all landscape plants removed. This

is very short sighted but understandable. Why not have the camellias properly pruned? If this still is not to the owners liking they can be further pruned or removed. A recent example is Meyer and Bev Piets home in Arcadia where he planted many of his camellia introductions around the home, but all were removed by the new owners, including a lovely and well cared for rose garden. Of the more than 200 mature camellias, including over a hundred unregistered hybrids ten to twenty feet tall, only 'Arcadia' remains. This is because it is off to one side under trees. Meyer named it 'Arcadia' to honor the town of Arcadia where the home is located. (Figure 4: 'Yoshiaki Andoh,' a mature camellia tree under a California Live Oak at Meyer and Bev Piets home before it was removed.) The Live Oak that shades the front of the house remains, as it is illegal to remove these indigenous trees. To add insult to injury, three years later there are still no new plants. The house, built in the 1960's and which once was a well maintained home, is the same color, now with a plain barren landscape. Yes, home and garden restoration was needed, but pruning and patience would have cost less and been much more attractive.

Here is what should and could have been done:

Remove the lower limbs and branches, aiming for a balanced placement of the camellia, cut off all crossing or rubbing limbs

The Camellia Journal



Figure 4: 'Yoshiaki Andoh,' a mature camellia tree under a California Live Oak at Meyer and Bev Piets home before it was removed.

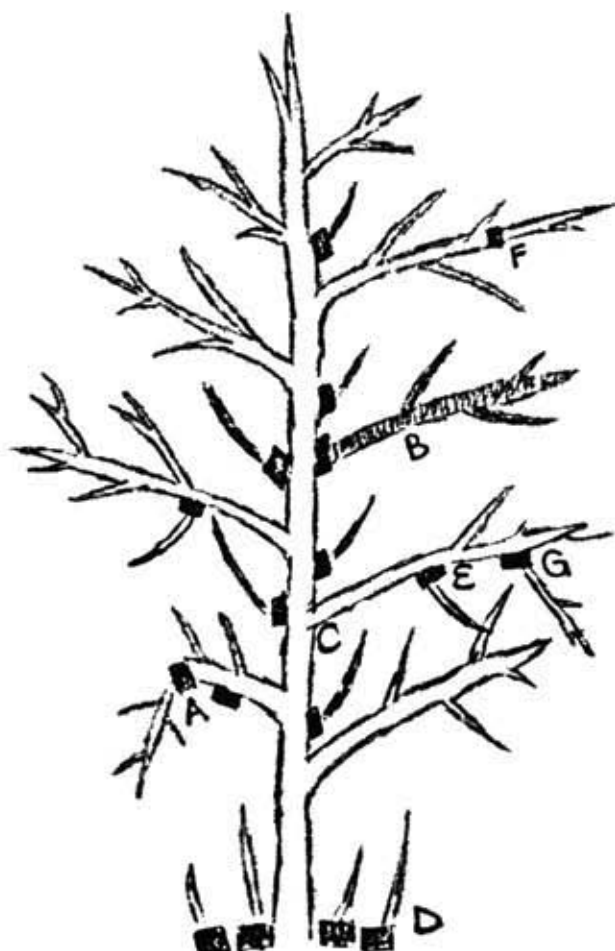


Figure 5: Pruning diagram: A- Broken Branches; B- Dead Limbs; C- Water Sprouts; D- Suckers; E- Cross Branches; F- Long Awkward Branches; G- Dangling Branches.

from the framework, thin out the center canopy eliminating weak and twiggy branches. Cut the tree back to a framework of its main limbs and lower the height to 6 to 10 feet with at least one central trunk. In the next year or two, new growth would have formed a manageable small tree. If needed, give the plant a light pruning over the next few years to shape the camellias to the most attractive and desired height and width. This radical revitalization is NOT recommended for *reticulata* or *japonicas* from the *Elegans* family. The former may not sprout from the remaining branches, and the latter, if topped, may not grow a central trunk.

PRUNING BASICS

Good pruning is the removing of plant parts for the benefit of the plant. First, observe the camellia and visualize the kind of grooming needed. This includes an estimate of how much and the type of pruning needed. A general rule of thumb is never to remove more than 20 percent. The exception is when dealing with old overgrown camellias as outlined above.

Begin pruning by removing dead, damaged, or diseased branches and any obviously undesirable growth. In many cases this may be all that is needed.

Pinching is the most basic grooming technique. Using your forefinger and thumb or clippers remove stem tips. The leader or main trunk tip is clipped to encourage side branches. Pinching the tips of side branches encourages upward growth rather than spreading. Repeatedly pinching stem tips promotes more branches which

leads to a bushy more compact plant. Some camellias are more naturally bushy and dense, others more upright, and some upright with some spreading growth. Go with nature and camellia genetics by selecting a camellia to plant by choosing one with the desired growth habit. If the camellia is already in the ground, consider the cultivars growth habit when pruning. After all, silk isn't made from a sow's ear.

Cutting back, sometimes called heading back, is pruning to shorten branches. It is used to reduce an oversized camellia, to produce top quality show flowers, to increase seed pod production and to remove damaged and injured branches. A stem is always cut back to a growing point that will produce growth in the direction wanted. Don't leave a stub that will die back.

Thinning is the removal of superfluous side branches and whole large stems that compete with other stems for light. Thinning allows more air circulation and directs the camellia's energies to healthy new growth.

Usually, cutting back and thinning are done together to keep an open, balanced looking plant. If not done together, a camellia may have long gangly branches that are floppy with their own weight especially when blooms become wet from sprinklers or rain.

Many gardeners will shear plants -- even camellias -- to create even surfaces. This drastically limits flowers and a camellia's natural beauty. There is no horticultural reason to shear camellias. Only a formal hedge of privet or similar plant requires shearing. A camellia hedge or screen is done by cutting back irregular branches to growth scars or side branches within the plant. Camellia hedges should be pruned in late spring or summer before the formation of flower buds in order to have abundant flowers.

There are two types of unwanted growth called suckers. One is also known as a waterspout. It is an extra vigorous stem that grows straight up and parallel to the main trunk. These are cut flush wherever they begin. True suckers are stems from the rootstock that the cultivar was grafted on, not from the cultivar you wish to grow. These should be pulled off, including the stem's base with its dormant buds, so that additional suckers won't grow from dormant buds at the sucker's base. (Figure 5: Pruning.)

CORRECT PRUNING CUTS

Sharp tools -- shears or a pruning saw -- are needed for good cuts. All pruning cuts are made just above some part of a stem that will continue to grow, for example, a leaf with a vegetative bud at its base. By removing the stem above this bud it stimulates the bud to grow as nutrients are directed to it rather than up the stem. When camellias are pruned we choose the vegetative leaf bud that

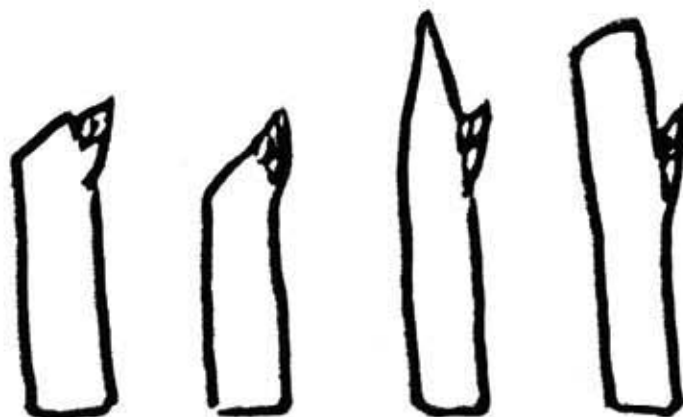


Figure 6: Pruning Cuts - (Left to Right) Correct Cut; Too Close; Too Slanted; Too Far From Bud.



Figure 7: A sample of disbudding.

is pointing in the direction for which new growth is desired. This is usually away from the center of the plant or where a new stem will fill out the plant. The cut is on an angle with the top, a fraction above the vegetative bud, but not too close, too slanted, or too far away. (Figure 6: Pruning Cuts)

SPECIAL GROOMING FOR FLOWERS

Some older camellias are so full of leaves and small branches that they bear few flowers or have poor quality blooms. Thinning out weak growth will increase quantity and quality of camellia blooms. Shortening lateral branches will help support flowers and increase quality if not quantity. Camellia show exhibitors are most interested in high quality flowers and not quantity; therefore many will prune camellias every year more severely than is necessary for landscape and foundation plantings. This will not hurt the camellia, even though it has less foliage, branches and height. It makes sense to keep show flower camellias a maximum of 6 to 7 feet tall so they may be easily picked without climbing, jumping, or using a ladder. One of the most frequent home accidents is falling off a ladder -- all the more likely on uneven ground when a sharp cutting tool is held by a retired person who should know better.

Disbudding

The other grooming strategy for producing show quality flowers is to disbud. Disbudding is not needed for *sasanqua*, *vernalis*, *hiemalis* or most camellia species, especially cluster blooming camellias, or for camellias in public gardens or home gardens, where the public and families enjoy beautiful flowers. However, it is a frequent camellia show exhibitor strategy for *japonica*, *reticulata* and *non reticulata* hybrids. Disbudding begins in the late summer and fall when one can distinguish the flower buds from the vegetative growth bud. (Figure 7: Disbudding.) All terminal flower buds, except one per stem, are removed. Flower buds appearing along the stem also are usually removed, although one or two several inches from the terminal bud may be retained. The purpose of disbudding is to remove all competition for water, nutrients, and hormones from the remaining flower bud, with the hope and expectation of a larger, fuller, more beautiful flower to bring to a camellia flower show.

Gibbing

When gibbing flowers for show entries, any extra flower buds not already disbudded and vegetative buds very close (1/2 inch) to the flower bud are removed, and gib is placed in all the cavities created, not just the one vegetative bud adjacent to the flower bud.



Figure 8: Two cavities ready for gib.



Figure 9: Two cavities being filled with gib.

While there is no known studies proving that extra gib placement creates a better flower, there is no damage done, and there is at least some chance that the absorption of more gib may help create a larger and more beautiful flower. The removal of the vegetative bud where the gib is placed does eliminate the potential for new growth at this specific location, but there will almost always be other vegetative buds close by. Generally, when the flower and some stem are cut off for a show or home decorating, make the cut just above a healthy vegetative bud pointed in the direction where new growth is desired. This means you are grooming the camellia for next season when you pick flowers. (Figure 8: Photo of two cavities used to place gib.) (Figure 9: Gib being injected into cavity.)

CONCLUSION

While camellias require much less pruning than roses and many other woody plants and trees, the science and art of camellia grooming is well worth knowing. Usually, little pruning is required, other than removing dead and damaged stems, and shaping to make a more attractive shrub or small tree. In addition, when cutting blooms to bring to a show or to make attractive cut flower arrangements for the home, you can both groom and do light pruning to improve the plant's form and shape.

THE CAMELLIA CHRONICLES



'Joe Nuccio'

Joe Nuccio a good nurseryman, 'Joe Nuccio' a great flower

By Bradford King

Joe Nuccio was the oldest son of Giulio and Katherine Nuccio. Joe and his younger brother Julius began to grow gardenias in the backyard in the Nuccio family home in Alhambra, CA, in the 1930's and sold them to local nurseries. The two brothers began to propagate camellias and azaleas to sell which led them to grow seedlings, hoping to produce new cultivars.

When Julius went into the Army at the beginning of World War II, Joe built a lath house in his backyard in Santa Monica to house all their stock plants. He and his wife Mary had a baby boy they named Julius. Joe worked during the war as a shipwright. When Julius returned from the war the two brothers moved the nursery business to Altadena, CA, which is the present location of Nuccio's Nurseries. Today the Nursery is run by Joe's son, Jude (Julius), and Julius's two sons, Tom and Jim.

In 1991 a non reticulata hybrid seedling of 'Garden Glory', with a lovely orchid pink flower with incurved petal tips that are a deeper tone of pink, was introduced by Nuccio's Nurseries. It is a medium formal double that blooms early and may continue to have flowers through the camellia blooming season. The two-toned pink colors on a formal double flower with the distinctive attractive incurved petals make 'Joe Nuccio' a wonderful addition to a camellia collection.

I asked Tom and Jude why they decided to name this flower for Jude's dad. Tom said his father, Julius, persuaded them. Jude recalled that his father really liked this flower, which was the clincher for them. 'Joe Nuccio' is a great camellia that commemorates one of the founding fathers of Nuccio's Nurseries.

New Camellia Cultivars

The following camellia cultivars have been registered with ACS through December 15, 2011.

'Southeastern Flower Show' Camellia japonica
ACS registration #2811:
Richard E. "Dick" Dodd,
Marshallville, Georgia.



'Tom Hatley' Camellia japonica
ACS registration #2813: M. Thomas Hatley of
Charlotte, North Carolina.

'Phillip Taylor Peppermint' Camellia japonica
ACS registration #2814:
Christine T. Collins, Quitman, Georgia.



'Phillip Taylor' Camellia japonica
ACS registration #2815: Christine T. Collins,
Quitman, Georgia.

'Christine Collins' Camellia japonica
ACS registration #2816: Christine T. Collins of Quitman, Georgia.

(Complete descriptions and color photographs on the ACS website.)





Spotlight: *Japonica 'Black Magic'*

What is Black Magic? Magic is said to be without color. When its intent invokes malevolent powers this is “black magic” -- the magic used to invoke killing, injuries, destruction, and misfortune for personal gain without regard to the negative impact on others. It connotes a very potent negative force which has little to do with the *Camellia japonica* ‘Black Magic’.

However, the flower has a magical name and look. It has unusual holly-like foliage and thick waxy petals. The very dark glossy red color is approaching the blackness of night. This 1992 Nuccio's Nurseries introduction has a medium semi double to rose form double flower, and grows spreading and upright at an average rate. In the 2011-2012 season it was the top winner of

the medium camellias with 110 points. It wins more shows in the Atlantic and Gulf Regions than the Pacific Region where it was bred, and it may be that cultivar doesn't grow as well in Southern California as other areas.

It was not until 2011 when the mature nine foot tree in the Huntington Botanical Gardens had more than an occasional bloom. This year it had an abundance of wonderful flowers. There are some people who are put off by the glossy thick waxy look of the petals and think the shape is unattractive. Others look at the same characteristics and rave about this flower. The black red color makes this a winner and shows why the name “Black Magic” fits the flower. – Brad King



‘RICHARD NIXON’

WONDERFUL ANEMONE CAMELLIAS

ARTICLE AND PHOTOS BY BRADFORD KING

The *Camellia* species, including the original wild *japonica*, *sasanqua* and *reticulata* from Asia, do not have the interesting and wonderful anemone form that is familiar to modern camellia growers. There are many modern japonicas with this form but very few *sasanqua* and *reticulata*. However, this form can originate from cross breeding between single and semidouble *japonica* camellias. This most likely happened long ago naturally and is the result of early man-made crosses.

FORM

The anemone camellia form has one or more rows of large outer petals lying flat, or undulating, with a raised center of mixed petals and petaloids. In many cases most or all of the stamens are petaloids. There are two variations-- the more typical has one row

of outer petals and a very compact center like ‘Anemoniflora’ and ‘Rudolph’, and the second type is larger, with two or three rows of outer petals and a more open center with a mix of petals and petaloids like ‘Elegans’ and ‘C.M. Wilson’. The ‘Anemoniflora’ is the prototype anemone form. It was brought to England from China in 1806, making it the first of this form to make it to the Western world. Since most of the stamens in this form have been converted to petaloids, the flower has very little, if any, pollen to use in breeding. In addition it is hard for pollinators to fertilize the flower. However, ‘Anemoniflora’ was used as a seed parent by early hybridizers, Alfred Chandler of England and Sir Arthur Macarthur of Australia, so the genetic material is in many modern cultivars. I have found the bees more successful on anemone flowers than my attempts. The key is to carefully remove petals and petaloids without damaging the pistil.

MUTATIONS

The ‘Elegans’ family of anemone and peony form cultivars is



LEFT: 'BOB TINSIE', ONE OF 129 JAPONICA CULTIVARS INTRODUCED BY NUCCIO'S NURSERIES, AND ONE OF THE FEW THAT HAS ANEMONE FORMED FLOWERS. RIGHT: 'TINKER BELL', ANOTHER OF THE JAPONICA CULTIVARS INTRODUCED BY NUCCIO'S NURSERIES.

notable for the thirteen sports that have developed. The anemone formed ones include 'C.M. Wilson', 'Elegans Champagne', 'Elegans Splendor', 'Elegans Supreme', 'Maui', 'Shiro Chan', 'Snow Chan' and 'Barbara Woodroof'. They are all beautiful, large or very large flowers, that do well in the garden. 'Elegans Champagne', 'Elegans Splendor', and 'Snow Chan' (the all white version of 'Shiro Chan') do well in camellia shows and when gibed are spectacular. (See Elegans sports.) Therefore an important way for new anemone camellias to enter the camellia world is through flower mutations.

JAPONICA

One of the early and popular japonica anemone form camellias is 'Tinsie' ('Bokuhan') which was imported from Japan by Star Nursery. J. W. Uyematsu owned and operated Star Nursery, which was the largest and most successful in Southern California. He had more than fifty japonica cultivars shipped from Japan to America in 1930. They all bear Japanese names and have been used in the landscape and by camellia breeders for years. When Mr. Uyematsu was sent to an internment camp during World War II, Manchester Boddy bought the majority of his stock camellias, which were planted in Rancho del Descanso (Descanso Gardens). Today they have a very large 'Tinsie' growing in the garden. It may be one of these Star Nursery camellias planted by Boddy in 1942. I had the pleasure of pruning this plant in Descanso Garden and was surprised to see a few dozen seed pods in May 2011. The bees found a way to burrow through the tight cluster of central petaloids to fertilize it.

Magnolia Gardens imported 'Gigantea' from Europe in the 1840's. This large to very large red and white flower comes in several forms. The ones I see in Southern California are almost all anemone form. While this may not hold true for other areas of the country it is a great old camellia. Since camellias are not indigenous to America, it was wealthy families and nurseries that imported the first camellias to the States. Magnolia Plantation and Gardens in Charleston, South Carolina, was founded in 1676 by Thomas and Ann Drayton, making it the oldest public garden in America. It opened to visitors in 1870. The plantation is known for its Romantic Garden and the thousands of camellias of which a large number were imported from Asia and Europe to the United States. The plantation and gardens are still owned by the Drayton family.

While the anemone form is not usually one of the big show winners it has a wonderful and beautiful shape that provides variety in the garden and at camellia shows. The most frequent anemone show winner is 'Man Size', a miniature white flower. It wins at camellia shows in the single class, trays of like blooms, and as "best" white. Some years it has had the most japonica show wins.

Nuccio's Nurseries, founded in 1935, has introduced 129 japonica cultivars since 1950. It is interesting that only a few have anemone formed flowers. They are 'Bob's Tinsie', 'Elegans

The American Camellia Society

The American Camellia Society is located at Massee Lane Gardens, 100 Massee Lane, Fort Valley, Georgia 31030, the headquarters of the organization. Executive Director is Celeste M. Richard, crichard@americancamellias.org, 478-967-2358. Established in 1945, ACS is a non-profit organization dedicated to the promotion of the *Genus Camellia* L. and the education of the public about camellias. Contributions are welcomed to help further the goals of the Society and can be made to: The American Camellia Society, 100 Massee Lane, Fort Valley, GA 31030. Contributions deductible in the year made.

Join Us!

Members receive the annual American Camellia Yearbook and four issues of The Camellia Journal. U.S. Single/Joint: \$30; Foreign - Canada: \$44.50; Mexico \$55.50; Other: \$64.50.

Massee Lane Gardens

Massee Lane Gardens, the historical home of the American Camellia Society, is a 40-acre garden featuring the extensive camellia collection of the Society and several specialty gardens. Guided tours are always available in this year-round garden, where color follows color throughout the year. Two galleries feature the world's largest public display of Edward Marshall Boehm porcelains and other porcelain artists in the Annabelle Lundy Fetterman Educational Museum and the Stevens-Taylor Gallery.

Beautiful rental events are held in the spacious Gallery and gardens. For information and reservations call Lesia Dortch at 877-422-6355 or ask@americancamellias.org. Further information is available at www.americancamellias.org.

The Camellia Journal

The Camellia Journal is published quarterly in March, June, September and December by the American Camellia Society.

Editor: Bradford D. King

Publications Editor: Roger Ann Davis

Advertising: Celeste M. Richard

Production: Roger Ann Davis

Opinions expressed in articles in this magazine do not necessarily reflect the policy of the ACS or of its officers or directors. While the Journal endeavors to assume the reliability of its advertising, neither the Journal nor the ACS assumes responsibility for any transaction between our advertisers and our readers. © 2011 American Camellia Society articles may not be republished without written permission.

The Camellia Journal (USPS 555-900) (ISSN 008 204X)

Published quarterly by the American Camellia Society in Fort Valley, GA. Four issues per year. March, June, September, and December. Subscription price is included in the annual membership dues. Periodical Postage paid at Fort Valley, GA and additional mailing offices. POSTMASTER: Send address changes to: The Camellia Journal, 100 Massee Lane, Fort Valley, GA 31030.

ELEGANS SPORTS



'ELEGANS CHAMPAGNE'



'SHIRO CHAN'



'BARBARA WOODROOF'



'SNOW CHAN'

Champagne', 'Grand Marshal', 'Maui', 'Midnight', 'Rudolph', and 'Tinker Bell'. However 'Grand Marshall' and 'Grand Marshall Variegated' in a peony form seem to be preferred by many camellia show judges. On the other hand 'Midnight' and its variegated form are preferred when anemone rather than as a semidouble. 'Rudolph', named for Rudolph the Red Nosed Reindeer, makes it to the head table more frequently in its variegated form. In either form it is one of the best anemone medium sized flowers. In all we have a total of 12 anemone cultivars, including variegated forms and mutations, introduced by Nuccio's, which accounts for nine percent of the nurseries' japonica introductions. From 2005 through 2009 the ACS registrations of new camellias with an anemone formed flower was only five percent. They are 'Burgundy and Gold', 'Daddy Mac', 'Dawn Lynn', 'Just Peachy', 'Louise Van Dusen', 'Pink-a-Boo', 'Bryanna Nicole', 'Sandra Williams',

and Chris Bergamini'.

It becomes clear that this wonderful camellia form is far from common but retains its popularity with its distinctive blooms. One good example is 'Lipstick'. This dark, shiny red flower with white petaloids bordered with red looks like a tube of lip gloss. It stands out even though it is a miniature. 'Shikibu' (Master of Ceremonies) is another miniature that is distinctive with its rose red flower and rose red petaloids edged in white. It was imported from Japan by Nuccio's in 1981.

Don and Mary Bergamini introduced 'Chris Bergamini' named for their grandson. It is a lovely miniature to small white flower striped with shades of pink and red propagated by Nuccio's Nurseries.

In addition to the 'Elegans' family, there are other large anemone form japonicas. For example 'Richard Nixon' is a beautiful white



'SHIKIBU'



'LIPSTICK'



'TINSIE'



'GRAND MARSHAL VARIEGATED'

flower shaded pink and striped rose pink. It was named for Richard Nixon prior to his becoming President. It has not been distributed widely. I found it in the Huntington Botanical Gardens and several plants are available at Loch Laurel Nursery in Valdosta, GA. It is a beautiful flower. Why isn't it grown more often? Is it his resignation in disgrace or the camellia? The Nixon Presidential Library was updated in 2011 to include a balanced presentation of the Water-gate Affair. Regardless of one's politics a visit to Presidential Libraries are important for an appreciation of American history.

RUSTICANA

The rusticana or snow camellias are a sub species of japonica. There are two cultivars most commonly seen in the United States that have miniature to small anemone flowers. They are the



'SHIROKARAKO'

interesting blush pink 'Botanyuki' which has a yellow center of petaloids and 'Shirokarako' which has a lovely white bloom. Two other rusticana have anemone to peony forms that are occasionally seen. 'Yukigeshiki' has a blush pink, small to medium flower with creamy petaloids. 'Himatsuri' has a rose red, mottled white miniature bloom.

SASANQUA

The sun camellias (*sasanqua*, *vernalis* and *hemalis*) tend to single and semidouble flowers with a few more complex forms with an occasional anemone. The best known is 'Cho-jiguruma' (Wheel of Anemone), a beautiful *sasanqua* with a light pink flower with deeper pink tones at the edges of the petals and petaloids. While I found no *vernalis* cultivars with an anemone form, the Camellia Nomenclature lists two *hemalis*:



'SCENTED GEM'

a small light pink 'Okke's Delight' and 'Peach Puff', a seedling of 'Showa-no-sakae', which has a small soft pink flower with peach tone center petaloids. Bob Cherry, Paradise Plant Nurseries in Australia, a very prolific breeder, who introduced many sasanqua camellias with names beginning with Paradise, has no anemone camellias listed in The International Camellia Registry. It seems that the anemone form is rare in the sasanqua complex (sun camellias).

RETICULATA

None of the ancient *reticulata* in China or the ones imported to America in 1948 have anemone flowers. In general, the *reticulata* hybrids do not typically have an anemone form. The few that sometimes have an anemone form also have several forms. The best example is 'Dr. Clifford Parks'. The anemone form most likely was inherited from its japonica pollen parent 'Kraemer's Supreme,' not the *reticulata* seed parent 'Crimson Robe'. Wouldn't you like to see additional large beautiful anemone *reticulata* flowers?

NON RETICULATA HYBRIDS

The wild *C. saluenensis* have a profusion of white and pink single and semidouble flowers, but none with anemone forms. However, as they were crossed with japonica cultivars some anemone flowered hybrids have occurred. One example is 'Little Lavender', a lavender pink miniature introduced by McCaskill Gardens, Pasadena, California, in 1965. It is a cross between a *C. williamsii* and *C. japonica*. Another anemone form *saluenensis* hybrid is 'Elegant Beauty'. It has a large, deep rose, semidouble to anemone form flower that grows vigorously, open and rangy, which makes it a good candidate for espalier. The variegated form is very showy. It appears there are no yellow anemone form camellias. The yellow color in the anemone white flower 'Brushfield's Yellow' are the petaloids which certainly make the blossom especially pretty. There are a few fragrant hybrids, e.g. 'Scented Gem'. Therefore, a sound hybridizing goal would be to develop more cultivars with this form. It would be prudent to use an anemone flower as the seed parent or to find viable pollen as was done with 'Scented Gem' whose seed parent was *C. lutchuensis* for fragrance and 'Tinsie' as the pollen parent to get the anemone form.

COLD HARDY

Cold hardy camellias have primarily been introduced by Dr. William Ackerman, Dr. Clifford Parks, and Longwood Gardens. Dr. Ackerman's fall blooming cold hardy camellias include five cultivars with anemone forms. They are 'Ashton's Pride', 'Ashton's Prelude', 'Polar Ice',



'CHOJIGURUMA'

'Winter's Darling', and 'Winter's Interlude'. One cultivar is found in Dr. Ackerman's spring cold hardy group -- 'Arctic Dawn'. This is eleven percent of his introductions. In Dr. Parks' April series of cold hardy camellias there is 'April Tryst', which amounts to eight percent with anemone forms. To my knowledge, Longwood Gardens' cold hardy camellias do not include any with anemone forms. This means about ten percent of the cold hardy cultivars have anemone form flowers.

CONCLUSION

The attractive anemone form camellia is well known but the form is rare in *sasanqua*, *reticulata*, and *non reticulata hybrids* with less than ten percent of the thousands of japonica cultivars having this form. The cold hardy camellias that have been introduced have about ten percent with anemone forms. The anemone form appears in both controlled and open (chance) crosses. Seedlings are most likely to have miniature or small flowers but an occasional medium or large can be found. In addition, the mutations from the 'Elegans' family complex have very large japonica anemone flowers. When all is said and done there is certainly room for more of this camellia form, especially in large, yellow and fragrant.



'APRIL TRYST'

CAMELLIA KNOW-HOW

The Ancient Art of Air Layering

Story and Photos by Bradford King

Air layering is an ancient means of vegetative propagation which is still used today. A good sized camellia can be ready for planting in six months to a year. While it can be accomplished on any good sized camellia, it is particularly useful in propagating new plants from old and rare camellias that are in limited supply. A new plant can be propagated from old wood without damage to the parent plant, and air layering may be done any time of the year, although spring is the best time when the plant is actively growing. The Chinese developed this method of propagation of rooting by removing bark on a branch still attached to the plant, inducing roots to form at the point of removal, and then planting the branch in the ground.

EQUIPMENT NEEDED

- A sharp knife
- Sphagnum moss
- Plastic wrap
- Aluminum foil
- Rooting hormone
- Plant ties

HOW TO AIR LAYER

This is the step by step process for air layering a camellia.

1. On a healthy branch, a sharp knife is used to remove a ring of bark, one to two times the diameter of the branch, two or more feet from the tip of the branch.

If two parallel cuts are made around the branch the bark may be removed in one or two pieces. (Figure 1: Drawing)

2. Use the knife to gently scrape the thin green layer of cambium in the area where the bark was removed. (Figure 2)

3. Lightly dust the exposed surface with a rooting hormone for hard wood cuttings.

4. Cover the ringed



‘California’, a plant brought to the U.S. in 1888, multiplied by air layering.



Figure 1: Drawing shows how to cut the bark, two to three feet from the end of limb, to have a nice sized plant.

area with a handful of presoaked sphagnum moss that has been hand squeezed to remove excess water.

5. Wrap this tightly with medium weight, clear plastic and secure with twist ties above and below the ball of moss. (Figure 3)

6. Cover this ball with a piece of aluminum foil. (Figure 4)

7. An air layer started in the spring will usually have roots developing by the fall. As the roots develop the ball will feel harder and the roots can be seen when the aluminum is removed. This is the time to cut the limb from the plant below the root ball.

8. Remove the plastic, but not the sphagnum, as this may damage the new roots.

9. For best results, plant in a plastic container of the appropriate size, which generally is a one gallon pot.

10. In a year or two it may be planted in the ground or potted in a larger container.

JAPONICA ‘CALIFORNIA’

The oldest camellia growing in California is a large, light rose, semi-double flower with broad



Materials and tools needed for air layering process.

thick petals that grow on an average spreading japonica tree. The original plant was purchased by Harlem Cate at Redondo Pier, Los Angeles, California, in 1888 from a sailor on a Japanese tramp steamer. It was planted on a property at Durfee Road, Pico, California, and named 'Durfee Road'. Ralph Peer bought the plant to add to his camellia collection at Park Hill in North Hollywood, California.

Mrs. Peer reported that her husband was planning to purchase her a fine necklace, but when they learned that the 'California' camellia was about to be destroyed, they decided to spend the several thousand dollars needed to move the plant to a place of honor at their home, "Park Hill", in North Hollywood, California. When Park

Hill was sold, the plant was moved to the Huntington Botanical Garden where it currently resides. To insure that this cultivar's genetic material would not be lost, several air layer clones have been made. It was first introduced to the public under the name, 'California,' by E. H. Carter in Monterey Park, California, but it may reside in older gardens as 'Durfee Road' or 'Durfee Road Pink'. It is great that this old camellia province is documented and that the original American plant is preserved. There is a pressing need for "Ancient" and "Heritage" camellias to be identified and preserved. Air layering is an excellent means of propagating these cultivars, especially if the original plant is being moved to a new location. Relocating camellias can be done, but there is risk that transplanting may result in the death of the plant. Air layering is like life insurance; if the original dies, its clones live on, thus preserving the cultivar and its genetic content.

CONCLUSION

An air layered camellia is usually a well rooted plant in one year and can produce flowers in one or two years. This is a significant advantage over cuttings which take at least five to seven years to bloom. A one-year-old air layer plant is usually larger than a grafted camellia and able to bloom sooner. This ancient vegative propagation method may be used to produce identical camellias to the parent plant camellias. It is particularly useful in propagating older camellias that are in short supply so that these cultivars are not lost to future camellia lovers.



Figure 2: Make two parallel cuts, remove the bark, then scrape away the bark and green cambium layer.



Figure 3: Place the sphagnum moss on the branch and cover with clear plastic wrap, securing it with ties.



Figure 4: Cover the moss and plastic with foil. When foil package is hard after about six months, roots will have formed.



Spotlight: *Camellia* hybrid ‘Nicky Crisp’

A number of camellia growers rate ‘Nicky Crisp’ as one of the most beautiful camellias introduced in the last thirty years. In New Zealand in 2009, ‘Nicky Crisp’ was voted the most popular New Zealand raised camellia.

It was bred by Mrs. Bettie Durrant of New Zealand. When I first saw this semi-double, lovely, clear pink flower with distinctive notched petals and golden anthers, I thought of it as indeed a very crisp bloom. I was surprised to find it is named for her grandson, Nicky Crisp, and not for the flower’s crisp quality.

It is a *non reticulata* hybrid cross between *C. pitardii* var. *pitardii* and an unknown *C. japonica* seedling. The flower is medium sized and blooms mid to late season. The plant is slow and compact in its growth which makes it a good candidate for a small shady space in front of larger cultivars or as a bonsai. It has numerous show quality flowers and sets

seed readily.

The *non reticulata* hybrids began in Great Britain with the *Williamsii* cultivars in the 1940’s and 1950’s. However, New Zealand is the home of a number of noteworthy camellia hybridizers who have made significant contributions to the camellia world. Les Jury increased the color range of the *Williamsii* hybrids, introducing outstanding cultivars like ‘Anticipation’, ‘Les Jury’, and ‘Jury’s Yellow’. Neville Hayden introduced ‘Baby Bear’, a slow, low growing hybrid with a miniature flower. While Os Blumhardt developed ‘Black Opal’ and ‘Night Rider’, two of the darkest red flowers available. Jim Finlay bred seventy fragrant hybrids, including the well known ‘High Fragrance’. We thank the New Zealand camellia growers for all their wonderful camellias, not the least of which is ‘Nicky Crisp’. **Bradford King**

The tints and hues of coral

We love red, pink and white camellias and the various combinations, but we also are on the look out for break through colors and new shades and tones. The coral and lavender camellias are lovely hues and tints that add to the beauty of the garden and make good exhibition entries.

Coral

The first recorded use of “Coral” as a color name in English was in 1513. The color, a reddish or pinkish shade of orange, is named after the sea animal also called coral. The complementary color of coral is teal, a medium blue green named after the common “teal”, a member of the duck family whose eyes are surrounded by the color teal.

Two well known *japonica* cultivars, one *reticulata*, and a half dozen *non reticulata* hybrids, but no *sasanqua* camellias have lovely coral pink blooms. Do you know other camellias with this lovely hue?

‘Betty Sheffield Coral’ is one of 30 color sports of the original



Figure 2: ‘Island Sunset’.

‘Coral Bouquet’ is a beautiful, rich coral pink toned flower, lighter near the center. It is a medium to large, single flower from Nuccio’s Nurseries that blooms mid season. The color is fantastic and makes for a great landscape camellia as it is bushy and columnar in growth habit. The single form, lacking symmetry, makes it a long shot to win as a single in a camellia show, but the uniformity and ample number of flowers makes for a sound entry in trays of like blooms.

‘Coral Delight’ is a delightful camellia introduced in 1975 by Kramer Brothers Nursery. The medium semi double, deep coral pink blooms in mid-season on a slow growing bushy shrub. It is a great foreground camellia as it is semi dwarf. Even more beautiful is the show winning ‘Coral Delight Variegated’. The white blotches on the coral pink flower are absolutely gorgeous. (Front Cover: ‘Coral Delight Variegated’)

Can you imagine being on a Caribbean beach with loved ones watching the sunset? This is the absolutely marvelous colors of

... and lavender camellias...

‘Betty Sheffield’. The medium coral pink, semi double to loose peony, blooms early to late season on the upright plant. It is one of the mutations that remain stable. It is also a good seed setter which could be helpful in breeding other coral colored camellias. An anemone form coral camellia would be a great addition to a salt water aquarium. Oops, I mean garden.

One of the largest *Camellia japonica* cultivars is the very large flower of ‘Katie’ which has a stylish semi double, coral rose pink flower. It grows upright and bushy. The variegated form has subtle markings intermingled with the coral rose pink which makes for a lovely contrast. (Figure 1) These cultivars look huge when gibbed. ‘Katie Variegated’ is a delicious looking bloom.

Camellia saluenensis is in the parentage of the six coral pink *non reticulata* hybrids discussed below. This means they are floriferous, beautiful, and good landscape camellias.



Figure 6: ‘Star Above Star’

‘Island Sunset’ — rich coral pink, shading to lighter tones in the center. The flower is a medium to large semi double that blooms mid to late season on a bushy, upright plant that grows at an average rate. The warm late season heat may make for smaller and less desirable flowers. Therefore, this is a good cultivar to gib because it takes it well and can be induced to bloom earlier. (Figure 2: ‘Island Sunset’)

As you fast forward from your Caribbean vacation to the glitz and bustle of a gambling casino, you are playing the slot machines and dreaming of hitting the jackpot. Nuccio’s hit the winning combination

with ‘Jackpot’. The flower is a miniature to small, flat and round shaped, semi double soft coral pink. It blooms profusely mid to late season on a bushy, compact, and upright plant that grows at an average rate.

Kramer Brother’s Nursery came up with another winner when it introduced ‘Kramer’s Fluted Coral’ in 1989. It is a medium semi-

add beauty to the garden...



Figure 1: 'Katie Variegated'

double with fluted petals. The coral color darkens at the petal edges. It is a great flower from a great nursery that is no longer in business. There were three to four dozen camellia nurseries in Southern California in the 1930's through the 1980's. All of them are out of business except Nuccio's Nurseries. (Figure 3: 'Kramer's Fluted Coral')

We continue to lose track of these early camellia nurseries. However, this is what I have learned so far. Kramer Brothers Nurseries, Rancho Cucamonga, California, was founded on Long Island New York in 1896 by Otto and August Kramer, who for twenty years grew potted plants and cut flowers. They moved to California in 1929. They were known for their azaleas, camellias and gardenias. Ben Mackall married Marie, August's daughter in 1937. When August died, Ben and Marie managed the nursery until 1986 when it closed. The land where Kramer Brothers Nurseries was located was sold to the San Antonio Community Hospital in 1986. One interesting piece of news from 1971 in Sacramento, California, was the planting of camellias in Capital Park, and the plants were 'Pat Nixon' and 'Tricia', developed by Kramer Brothers and named to honor members of President Richard Nixon's family. Pat Nixon was present for the ceremony. (Figure 4: 'Pat Nixon') In 1974 Ben Mackall added 'Julie Nixon' to the Kramer Brothers' list of new camellias. Kramer's *japonica* introductions include at least 20 cultivars. The best known are 'In the Pink', 'Kramer's Delight', 'Kramer's Supreme', 'Marie Mackall', 'Red Garnet', and 'Splash of Pink'. (Figure 5: 'Marie Mackall')

Kramer's introductions of *non reticulata* hybrids are very impressive and includes these widely grown and highly valued cultivars: 'Angel Wings', 'Coral Delight', 'Coral Delight Variegated', 'First Blush', 'Kramer's Fluted Coral', 'Kramer's Fluted Coral Variegated', 'Pink Dahlia', and 'Spring Daze', among others that are not as well known.

Recently I heard of another early camellia nursery. An 81-year-old woman told me her relatives, Clarence and Josephine Hearn, grew hundreds of cultivars in the back of their home in Arcadia just minutes from where I live. Their home (Hearn Nursery) was bulldozed to make room for what I call "Arcadia starter castles". Mrs. Josephine M. Hearn introduced 'Clarence Hearn', a deep rose red, large anemone flower to honor her husband, a wounded veteran, who made a living growing camellias and other plants. If you have oral history or notes from camellia people and nurseries in your area, find a way to document them. We don't want to lose valuable camellia history.

Lavender

The color lavender is a pale tint of violet. The color lavender is described as a light pink purple, or pink with a bluish hue. It was first used in the English language in 1705. Lavender has long been a favorite flower and color enjoyed by genteel ladies. This shade of purple suggests refinement along with grace, elegance, and something special, but without the deeper mystery of purple. While purple is the color of royalty, lavender is the color of femininity. It's a grown up pink. Pink with lavender is extremely feminine, and its complementary color is olive. The color olive appears to be a muddy green but actually is a dark shade of yellow, made by adding gray to get

The American Camellia Society

The American Camellia Society is located at Massee Lane Gardens, 100 Massee Lane, Fort Valley, Georgia 31030, the headquarters of the organization. Executive Director is Celeste M. Richard, crichard@americancamellias.org, 478-967-2358. Established in 1945, ACS is a non-profit organization dedicated to the promotion of the *Genus Camellia* L. and the education of the public about camellias. Contributions are welcomed to help further the goals of the Society and can be made to: The American Camellia Society, 100 Massee Lane, Fort Valley, GA 31030. Contributions deductible in the year made.

Join Us!

Members receive the annual American Camellia Yearbook and four issues of The Camellia Journal. U.S. Single/Joint: \$30; Foreign - Canada: \$44.50; Mexico \$55.50; Other: \$64.50.

Massee Lane Gardens

Massee Lane Gardens, the historical home of the American Camellia Society, is a 40-acre garden featuring the extensive camellia collection of the Society and several specialty gardens. Guided tours are always available in this year-round garden, where color follows color throughout the year. Two galleries feature the world's largest public display of Edward Marshall Boehm porcelains and other porcelain artists in the Annabelle Lundy Fetterman Educational Museum and the Stevens-Taylor Gallery. Beautiful rental events are held in the spacious Gallery and gardens. For information and reservations call Lesia Dortch at 877-422-6355 or ask@americancamellias.org. Further information is available at www.americancamellias.org.

How to Find Us

ACS is headquartered at Massee Lane Gardens on SR 49 5.5 miles south of Fort Valley, Georgia. Fort Valley is intersected by US 341 and SR 96. Traveling S. on I-75, take exit 149 at Byron to SR 49 S.; go through Byron and Fort Valley. Traveling N. on I-75, exit 135 at Perry. Travel SR 127 W to Marshallville, turn right onto SR 49 N. Travel three miles to Massee Lane on the right. Gardens are open: Tues.-Sat.: 10 a.m.-4:30 p.m., Sun. 1-4:30 p.m. Closed Mondays. Please call for major holiday hours.

The Camellia Journal

The Camellia Journal is published quarterly in March, June, September and December by the American Camellia Society..

Editor: Bradford D. King

Publications Editor: Roger Ann Davis

Advertising: Celeste M. Richard

Production: Roger Ann Davis

Opinions expressed in articles in this magazine do not necessarily reflect the policy of the ACS or of its officers or directors. While the Journal endeavors to assume the reliability of its advertising, neither the Journal nor the ACS assumes responsibility for any transaction between our advertisers and our readers. © 2011 American Camellia Society articles may not be republished without written permission.

The Camellia Journal (USPS 555-900) (ISSN 008 204X)

Published quarterly by the American Camellia Society in Fort Valley, GA. Four issues per year. March, June, September, and December. Subscription price is included in the annual membership dues. Periodical Postage paid at Fort Valley, GA and additional mailing offices. POSTMASTER: Send address changes to: The Camellia Journal, 100 Massee Lane, Fort Valley, GA 31030.



Figure 3: 'Kramer's Fluted Coral'



Figure 4: 'Pat Nixon'



Figure 5: 'Marie Mackall'

the various tints of olive color. The historic color of the U.S. Army camouflage was a shade called "olive drab", used because it was hard to see against trees and grass. Olive is a conservative fashion color used when moderation is desired, and the most common place to find the color olive is the outside of an olive.

In the world of camellias, there are some lovely *non reticulata* lavender camellias like 'Lavender Swirl', 'Little Lavender', and 'Blue Bird'. 'Lavender Swirl' is the genteel lady originally from New Zealand. The soft lavender pink becomes darker pink in the center. It is a large to very large formal double. 'Little Lavender' is a miniature to small anemone and lavender pink, the picture of femininity, from McCaskill, another great California Nursery that is no longer in business. They also introduced 'Blue Danube', a rose lavender, and 'Blueblood', a rose pink with blue overtones. We rarely see these two cultivars any more, but don't you wonder what McCaskill would be introducing if the company had been able to survive. However, one of McCaskill's very best introductions helps us remember them. 'Star Above Star' is a wonderful landscape and camellia show-winning *C. vernalis*. A sun camellia, the bloom is a medium, semi double white flower that shades to lavender on the petal edges. The hose-in-hose one star superimposed on another aptly provides its name. (Figure 6)

'Blue Bird' is a *saluenensis* hybrid with a deep bluish pink medium, semi double flower, and the plant grows in an open and up-

right manner. Developed in New Zealand and widely grown in the United States, it makes for an interesting and attractive landscape specimen.

Meyer Piet and Lee Gaeta bred and introduced many camellias in the 1970's and 1980's from Meyer's home in Arcadia, California. The most popular are *reticulata* 'Arcadia', 'Emma Gaeta Variegated', and 'Larry Piet'. However, they produced a break through with the introduction of their landscape *reticulata*, 'Fiesta Grande'. The light lavender pink medium, semi double to loose peony to loose peony flower is even more striking in its variegated form. (Figure 7: 'Fiesta Grande')

When it's time to add to your camellia collection, make it a real fiesta by adding new and interesting colors. The coral and lavender color toned camellia cultivars are beautiful, varied, and lively.



Figure 7: 'Fiesta Grande'

Article and Photos by Bradford King

[Return to TOC](#)

The Magnificent



Formal Doubles

Article and Photos by Bradford King

Do you remember the first time you wore formal attire to a special event? Like some of you, my first was the Junior High School Prom. The boys all rented black tuxedos, bow ties and cummerbunds to go with a white starched shirt that, as memory serves, was tight and scratchy. The guys were all dressed the same. The girls all went shopping for a new gown, shoes, and accessories, to insure they weren't dressed alike.

Did you ever wonder how the special black and white men's dress ensemble we called a "tux" or "penguin suit" became men's expected attire for special occasions? While there are a number of theories, it is popular belief that Pierre Lorillard the fourth, a wealthy tobacco magnate in the 19th century, created the name for a residential colony. The land was acquired from the Algonquin Indian tribe who called it *P'tauk-seet-tough* ("home of the bear"), named after one of the tribe's chiefs. The town founders kept the phonetics but called the area Tuxedo Park. The Lorillards were members of the highest social circle and helped establish Tuxedo Park as an elite hunting and fishing destination. Elegant homes within a walled area were built; thus Tuxedo Park became a high profile residential and resort town for some of the world's rich and famous who developed an extravagant social scene. One enterprising man cut the tails off the formal dinner coat which was proper attire for the time and a name and style were born. Tuxedo, N.Y., is still an affluent community on the west bank of the Hudson River forty miles north of Manhattan.

FORMAL DOUBLE FORMS

Many camellia people and camellia show visitors are most impressed with formal double camellia flowers. This flower has many rows of regular, overlapping petals with no stamens. It has the most highly developed arrangement of petals of all camellia flowers. The petals may be flat, cupped or recurved, that overlap in a symmetrical form usually with tight furled petals in the center. The most frequent formal double form is the fully imbricated (overlapping evenly, as roof tiles or fish scales do), such as 'Alba Plena', 'C.M. Hovey', and 'Sea Foam'.

The best examples of the rare and very stylish, formal, double spiral form are 'Kitty' and 'Sawada's Dream'. The tiered, hexangular,



Figure 1: 'Punkin', an example of a beautiful formal double, is not favored as a show flower.

or radiate form has petals arranged to form a star shape -- for example, 'Punkin', 'Storeyi', and 'Incarnata'. It generally is a less favored show flower than the other forms of formal double camellias. (Figure 1: 'Punkin') Finally, we have the bud-centered formal double in which the center petals remain tightly together like they do on 'Mathotiana' and 'Valentine Day'. The latter is a *reticulata* hybrid. These blooms typically have a semi double or loose peony form, and not formal double flowers, which makes 'Valentine Day' and its variegated form highly desirable. (Figure 2: 'Valentine Day').

The rose form double is considered an altogether different camellia form because the flower will show stamens as it opens. However, it too has multiple rows of overlapping petals and a bud shaped center. Thus the flower looks like a formal double in its early stages. Good examples in-

clude 'Glen 40', 'Little Red Ridinghood', and 'Purity'. (Figure 3: 'Glen 40 Variegated')

HISTORICAL FORMAL DOUBLE FLOWERS

'Alba Plena' is the oldest well known formal double camellia. It was referenced in Chinese manuscripts in the Sung Dynasty, which lasted 300 years from 960 to 1279 A.D.

It was imported by a Captain Connor to England in 1792 and came to America in 1800 where John Stevens of New Jersey propagated and distributed it. 'Pink Perfection' undoubtedly was grown in Japan for many years before it came to Sacramento, California, in 1875. An early formal double red, 'Prince Eugene Napoleon' (also known as 'Pope Pious IX') came to America from Belgium in 1859. 'Elena Nobile' is a flame red, rose form double that came to the USA from Italy. It was introduced by Cesare Franchetti in 1875. (Figure 4: 'Elena Nobile' tree on Page 13, and 'Pink Perfection' - first page of this article.)

The bigger question is where did the formal, double form itself come from? The formal double flower is so complicated that it has sacrificed its ability to produce pollen and set seed. Since it is unable to procreate, how did a



Figure 5: A single japonica -- where camellias came from.



Figure 2: 'Valentine Day'.



Figure 3: 'Glen 40 Variegated'

camellia seedling produce a formal double flower? The *japonicas* found in the wild were single red or white flowers. (Figure 5: Example of a Single *Japonica*) The odds of two single flowers producing a formal double bloom are astronomical. Yet they do. This mystery continues. However, we know that *Camellia japonica* has one of the most diverse genetic make ups in the plant world. We know that flower color, form, and size are traits that are inherited. We know that the odds of getting a complicated flower form improve when one or both parent flowers are semi double, and continue to improve when there are petaloids as are found in anemone

and peony forms. However, in general, the more petaloids the less fertile the flower. Petaloids are stamens mid way to becoming petals. When all stamens, including petaloids, have become petals, we have a sterile formal double flower.

Most of the formal double flowers are chance seedlings. Generally, we have no record of the parents of even the seed parent. One exception is 'Sawada's Dream'. K. Sawada bred this beautiful, formal double, spiral form, white shading to pink, with 'Imura' as the seed parent, which is a white semi-double, and 'Dr. W.G. Lee' as the pollen parent, which is not listed in the Camellia Nomenclature or International Camellia Registry. It must have been one of Dr. Lee's seedlings which he often just numbered Dr. Lee # --. I would surmise it was a pink or red semi double with occasional petaloids, or a loose peony flower, or anemone bloom, with some stamens capable of producing pollen.

It is easy to see why K. Sawada, a prolific hybridizer from Alabama, named this wonderful, spiral formal double, 'Sawada's Dream'. (Figure 6: Multiple blooms of 'Sawada's Dream')

“LOOK ALIKE” FORMAL DOUBLE FLOWERS

The more you see camellias and ponder their origin the more mysteries one discovers. For example, 'Sawada's Dream' was introduced in 1958 in the South and 'Nuccio's Pearl' in 1978 in California. They do not have the same parental lineage as the Nuccios do not have 'Imura' or any Dr. Lee seedlings in their breeding pool. While the flowers are not identical, they do look very similar. They are both medium, formal double, white flowers with blush pink pointed petals. 'Sawada's Dream' at its best has a more spiral form and may reach over four inches in size, while 'Nuccio's Pearl' has pointed inner and outer petals in a more imbricated style, and the medium white flower may have a blush tone. The plant is bushier and denser than 'Sawada's Dream' and blooms from mid to late season, while 'Sawada's Dream' is early to mid season. Since the seasons overlap you will see both in mid season. (Figure 7: 'Sawada's Dream' and 'Nuccio's Pearl').

An exhibitor from Bakersfield, California, grew and showed many of the perfect spiral formed 'Sawada's Dream', which is why I grow this camellia. However, my micro climate in Arcadia, California, is different than Bakersfield, so I usually only get larger, spiral formed flowers when the bloom is gibbed. In my experience 'Nuccio's Pearl' is a more prolific reliable bloomer of good to excellent, formal double flowers, but even at its best it is not as spectacular as the rare perfect spiral formal double 'Sawada's Dream'.

According to Julius Nuccio, one of the founders of Nuccio's Nurseries, 'Nuccio's Pearl' and 'Nuccio's Jewel' came from the same seed pod. This is very interesting oral history from one of the great camellia growers. It is another mystery that one flower is a formal double and the other peony. They are both medium flowers, white washed, shaded with a similar pink tone, and bloom in mid-season; but their growth habits are very different. 'Nuccio's Pearl' is vigorous, compact, and upright, and 'Nuccio's Jewel' has a slow growth rate and is bushy. (Figure 8: 'Nuccio's Jewel')

There are a number of other medium, formal double, white washed in blush or light pink-toned camellia flowers that at first glance look like 'Sawada's Dream' and 'Nuccio's Pearl'. This includes 'Commander Mulroy', 'Desire', 'Jerry Donnan', and 'Pearl Maxwell'. 'Commander Mulroy' was very popular in the 1970's and 1980's and will be found in gardens planted in these decades. It is a blush to white medium flower, edged in pink with a pink center. McCaskill Gardens, California, introduced 'Desire' in 1948.

RIGHT - Figure 4: 'Elena Nobile' a flame red, rose form double that came to the USA from Italy.





Figure 6: Multiple blooms of 'Sawada's Dream'.

This wonderful formal double, with many pale pink flowers and deeper pink on its petal edges, continues to be a favorite. (Figure 9: 'Jerry Donnan') 'Jerry Donnan' is a mutation from 'Donnan's Dream' found by Art Gonos, a past ACS president, from Fresno, California. It is a large, pale pink flower with a deeper pink bud center, which helps distinguish it from 'Sawada's Dream' and 'Nuccio's Pearl', but makes it more difficult to distinguish from 'Desire'. 'Pearl Maxwell' has a more uniform, shell pink, over all toned flower, thus distinguishing it from the others. All these formal doubles may be difficult to differentiate from one another unless one grows them. A discerning eye is certainly required. However, they are all beautiful flowers that have their fans.

Camellia genetics are fascinating and complex, providing surprises and mysteries that wait to be unraveled. What do we make of the similarity of 'Grace Albritton' and 'Tammia'? They look like the same cultivar. They both were introduced in 1972 as chance seedlings, but 'Grace Albritton' was introduced by A.D. Albritton of Tallahassee, Florida, and 'Tammia' by Ferol Zekowsky from Slidell, Louisiana. Most camellia cultivars don't mutate but both of these cultivars have sported new cultivars, two from 'Tammia' and four from 'Grace Albritton'. The blush sports are similar in color and form, differing only in size -- one small and one miniature. Is the size difference genetic or the result of micro climate and camellia care? Another genetic mystery is what makes cells mutate and produce different colored flowers? While we can see the result we don't fully understand the internal cellular changes. Is it triggered by climate, culture, plant age, an X factor, or most likely an interaction of these variables?



Figure 8: 'Nuccio's Jewel'.

We do know that sports may occur on a cultivar on more than one plant, which indicates that the capacity to mutate is imbedded in that cultivar's



Figure 7: A comparison of 'Nuccio's Pearl' (Left) and 'Sawada's Dream' (Right).

genetics, not simply the result of climate or care. For example, many growers of 'Herme' have observed pink flowers on it. This is now known as 'Herme Pink'.

'Nuccio's Cameo' and 'Elizabeth Weaver' both have beautiful, coral pink, formal double flowers that bloom early through mid season. 'Nuccio's Cameo' may extend its blooms into late season. It has a medium to large size flower while 'Elizabeth Weaver' has a large flower. Dr. Walter Homeyer, Jr., of Macon, Georgia, introduced 'Elizabeth Weaver' in 1975 and 'Nuccio's Cameo' was introduced in 1983 by the Nuccios. They are both beautiful flowers with the imbricated formal double form. Dr. Homeyer bred 'Elizabeth Boardman', a pure white semi-double, with 'Clarise Carleton', a very large red semi double, to get 'Elizabeth Weaver'. It is easy to understand that white and red parents would produce a pink flower larger than the seed parent and smaller than the pollen parent. But how did two semi doubles produce a formal double bloom?

IT'S IN THE GENES

One way new formal double cultivars originate is as sports from other formal double flowers, but this doesn't answer the question of the origin of the formal double form. The formal double camellia is sterile, which runs counter to the principle of survival of the fittest. The formal, double form cultivars survive because people are attracted to the beautiful flowers. They are vegetatively propagated by human beings today, and in China and Japan hundreds of years ago they appeared in chance natural crosses and planned crosses. The original japonica with small, single flowers must have recessive genes capable of evolving more complex forms. It is likely the beginning is what we call semi double flowers, some of which, when bred together, will produce a formal double flower. We may not know the specific genetic mechanisms that produce a formal double flower but it is certain that it lies within the plants genes. When we look through a scientific lens at this issue we are unsatisfied, but when we look at a perfectly formed formal double flower we are more than satisfied. We are struck by its magnificent beauty.



Figure 9: 'Jerry Donnan'.



Figure 1: Bob Ehrhart's container garden at his home in California.

CAMELLIA KNOW-HOW

Container Culture with an eye towards growing camellias in unusual places

Story and Photos by Bradford King

Many commercial camellia nurseries grow all their camellias in black plastic garden pots. A camellia cutting begins its life in a 4-inch pot and is continually potted up from 1 to 3 to 5 gallon pots, and even larger ones. The nurseries have found this an excellent way to grow camellias. They don't need to be dug, bagged, or acclimated to a pot; they are sold by pot size to the customer. It is also a bonus that camellias can be shipped bare rooted throughout the country. Robert Ehrhart, a past ACS president from Northern California, successfully grows hundreds of show quality camellias in pots because his natural garden soil is hard adobe, which is inhospitable for camellias. (Figure 1) You too can grow camellias in containers.

Today many more people are living in apartments, condominiums, and townhouses. For some this is just a beginning, for others it's down sizing after children are on their own and it is time to retire. But there is no need to retire from growing camellias



because they can be grown in containers. They can be grown in hanging baskets, bonsai dishes, traditional garden pots, or new, lively colored designer containers, or handmade pottery. They can be grown in a basement, on a sun porch, or even as a houseplant. Where there is a will there is a way! First, let's review the basics of container culture.

CONTAINER CULTURE

The key to good container culture begins with soil. The mix needs to be light and loose for good drainage. Therefore sharp sand, peat moss, or oak leaf mold, and small bark mixed in equal parts works well. Peat moss and oak leaf mold help keep the soil acidic which is a camellia requirement. A high quality commercial camellia/azalea mix also can be used. If this mix is heavy and water drains slowly from the bottom hole, the addition of sand and small pine bark will improve drainage. It is a good idea to cover the container bottom holes with screen wire or a layer of pine bark.

While mulching is not required, it offers several advantages for container culture. First, mulching the pots surface helps conserve moisture, thus helping the plant keep from drying out. It also can reduce the impact of frost and keep weeds from germinating. In addition, there are mulches that add to the beauty of the container that serve the same function as pine bark, pine needles, or other organic mulches. Pea gravel, small stones, and colored stones are readily available as decorative mulches.

Fertilization of container camellias is required for good growth and blooming. Monthly applications of water soluble fertilizers work well, e.g. Miracle Gro (30-10-10) for camellias at half strength during the growing season. In the winter blooming season low nitrogen (2-10-10) fertilizer is recommended. Cotton seed meal is a tried and true organic fertilizer for camellias. In the spring additional nitrogen can be added to the cotton seed with a shot of iron chelate. One recipe is five parts cotton seed, one part blood meal, and one part iron. It is usually applied every six to eight weeks from April through August. There are many other acceptable products to choose from, including commercial fertilizers specifically for camellias. It is always a good rule of thumb to use less rather than more when fertilizing, especially on *non reticulata* hybrids.

In terms of watering container camellias, it is best to water thoroughly and deeply so that water flows freely from the drain holes. Container plants need more water than those in the ground. Frequency will depend on the local weather conditions; hot and dry times will require more frequent watering than cold or moist times. Camellias greatly appreciate humidity and overhead watering. This can be done with a garden hose or a misting squeeze bottle if the collection is small. Misting is most desirable when temperatures exceed 85 degrees in summer and early fall, especially in low humidity. Watering the foliage provides humidity but also keeps the leaves clean, healthy, and free from aphids, ants and other pests. After summer vacation, my bonsai collection, which was watered by a drip system, looked lack luster. It really perked up when afternoon watering of the foliage was applied. This cleaned the leaves of dirt, cob webs, and other organic debris. In California we get **no** summer rain. We must apply moisture in the dry summer heat for camellias to thrive. In areas of the South that are very humid and receive adequate rain, extra water may be a hazard if pots become soggy. In short, good camellia care is based on your local growing conditions, always remembering that camellias like to be moist, not dry or soggy.

Air circulation also is important for a healthy camellia, especially around the roots. Therefore a camellia is always planted with the root ball slightly above the soil surface and with the sides filled



Figure 2. 'Sweet Emily Kate' (*C. japonica* x *C. lutchuensis*) cascades naturally in a hanging basket or pot.

in with the soil mix.

Camellias (*japonica*, *reticulata*, and most hybrids) need partial sunlight or its equivalent -- grow lights for plants -- in order to thrive and bloom. Too little light is a common cause for lack of buds and flowers. Too much sun will cause brown leaves and eventually more serious problems. These signs will help you relocate pots to optimal growing areas.

Container camellias will need to be potted up one size or repotted every two or three years. After three or more years the soil gets soggy and depleted, resulting in poor root development which will inhibit flower and leaf production, ultimately resulting in the loss of the plant.

CAMELLIAS AS HOUSE PLANTS

You may find it difficult to believe but camellias can be grown as house plants. The first challenge is finding a suitable location indoors where the room temperature during blooming season is between 35 to 55 degrees with high humidity.

Pat Walton reported her success in the 1975 American Camellia Yearbook. She did this in her basement in New Jersey. She supplied the necessary light and humidity, augmented by placing her collection of *C. japonica* where natural sunlight from a very large, south facing, thermo pane door allow plants to receive sun from early morning to noon. She found the biggest challenge to growing camellias in the house was providing the required cool winter temperature. The temperature in the unheated basement remained 50 to 55 during the winter. She wrote, (page 102) "My criteria for success are sturdy, healthy -- but most of all -- blooming plants, and I had the pleasure of seeing every plant flower during the past

season.”

A number of people have reported growing camellias on sun porches. I have seen reports from Iowa, Illinois, and Vermont. Their approach is to grow the camellias during the winter months in the sun porch where they get protection from cold, yet remain in a cool humid environment where the flowers can be seen and appreciated. In the summer they can be placed outside under shade trees. In warmer areas of the country the condominium sun porch may be a permanent location for a camellia collection. In addition many apartments and condos have a balcony that is separated from the living quarters by a sliding glass door or a wall with large windows and a door. These are good places to grow camellias when the temperatures are above freezing. When the temperature drops to freezing, the plants can be moved to the living area close to the door or windows for protection where those in bloom can be enjoyed. Plant stands with rollers can be purchased to make the task of moving camellias easy.

Is there a spare bedroom or other space where a few select camellias can be grown in a window? Is there a bow or bay window present? If the windows are old, can they be replaced with a new bow, bay, or greenhouse window? If you are purchasing a new condo why not plan on having one installed?

Illegal growers of marijuana have found inventive ways to grow and harvest plants indoors under lights using new hydro agriculture techniques. Why not the legal, beautiful, evergreen camellia plants? They won't provide a cash crop or drug high, but will give year round pleasure and satisfaction.

CAMELLIAS IN A HANGING BASKET

Camellias in hanging baskets and as bonsai make for interesting displays. Camellia bonsai can be grown outdoors and bought inside when in bloom for a few days. My preference is to move them to a covered outside patio. “How to Bonsai a Camellia” was discussed at length in the June-August 2009 Camellia Journal and can be found on the ACS web site www.americancamellias.org.

Camellias can also be trained to grow in a hanging basket and be placed in a prominent site in an entrance way, pergola, or shade cloth structure, or on the branch of a large tree. Small cluster flowering cultivars with blooms up and down the stems make especially interesting hanging basket specimens. It is a real treat if those selected are also fragrant; for example ‘Sweet Emily Kate’. (Figure 2) This cultivar cascades naturally which is an asset because the branches easily break off when being manipulated for training so be careful when tying branches or you can allow it to grow naturally on its own. For a longer blooming season, but without scent, ‘Crimson Candles’ would be a good choice.

Foliage camellias can be grown in baskets even though they are not cluster or fragrant bloomers. I recommend cultivars like ‘Egao Corkscrew’ and its variegated form ‘Shibori Egao Corkscrew’ for their spreading and interesting zigzag growth habit with beautiful pink flowers for the former cultivar and showy pink with white blotches on the latter. (Figure 3: ‘Egao Corkscrew’). These two cultivars will grow in full sun in some parts of the country. I avoid placing them in full afternoon sun in the hot dry southern California summers. In a very sunny location container camellias will require more water or suffer from being dried out. Camellia cultivars that grow upright, especially when they are vigorous growers, are not good candidates for a basket. However, slow growing, compact bushy cultivars that bloom heavily even when small, like ‘Coral Delight’ and ‘Coral Delight variegated’, look fine with their small dark foliage and deep coral pink flowers. The variegated form is even more striking with white spots contrasting with the deep coral pink petals.



Figure 3: *Camellia x vernalis* ‘Egao Corkscrew’.

It may be necessary to train the camellia to make for a quality hanging basket specimen. The object is to be able to see the branches, leaves, and flowers hanging down from the basket. I use bonsai wire which is soft and bends easily. The wire is used to bend one or more lateral branches so they grow downward and horizontal. When using a wire basket one end is attached to the branch and the other to the wire basket. It may also be necessary to tie a small weight at the end in order to bend but not break the branch. I have found fish weights inexpensive, available and easy to attach. I also have used heavy duty paper clips. This method can be used with plastic hanging containers. An alternative method is to tie the branch with one end of an old nylon stocking and the other to a small weight or, if possible, the bottom of the basket. This will work if the basket has a wire structure. Garden stores carry many sizes and shapes of baskets, both hanging and wall mounted with a fitted coco mat, for reasonable prices. For example a 14-inch basket, fitted coco mat with matching black chain, costs \$15 and will take a three gallon camellia. When filled with moist soil it may be heavy; mine weighs 26 pounds which needs to be factored into how and where it is hung. In cold weather (35 degrees or less) it will be necessary to move the basket to a protected location. It is important to remember that the roots of a plant in a hanging basket are more vulnerable to cold damage than other container plants.

CAMELLIA AND CONTAINER MARRIAGES:

There is absolutely nothing more useful than the traditional black plastic garden pot for growing a camellia. They are long lasting, inexpensive and serve all the basic functions needed to successfully grow a camellia. They can be placed inside a more attractive pot and moved as needed when in bloom. However on a patio,

inside the home, entrance way, or to make a statement, the use of a decorative container when artistically married to a camellia makes a striking display. This is a chance to be creative, artistic and assert your preference for color and shape. The only limitations are your imagination and the practical reality of cost. While money is always important, don't let it inhibit your creative problem solving. I was pricing new containers at a local gardening shop for a medium decorative container with prices ranging from \$50 to \$100. They were uninspired. However, the next day while at a local arts and crafts show, the high school pottery class had much more interesting and creative hand thrown pots for lots less money. For my purchase, I got a one-of-a-kind piece of pottery and the satisfaction of seeing the pleasure in the young artist's eyes that his work was appreciated. The round brown textured clay pot has a distinct edge and is artfully glazed in places with a light green glaze overlaid in darker green drippings. Its beautifully understated earth tones complement the dark green leaves of its new mate -- 'Shibori Egao Corkscrew'. (Figure 4) To me they look like a young married couple as they wait for the pink flowers mottled with white to burst from the buds.

The bonsai growers have known for generations about the synergy of plant and pot. The plant and dish are as one -- like a good marriage. They complement each other so the whole is more attractive than either on its own. (Figure 5 and 6) Traditionally, round pots are used for flowering bonsai with rectangles used for non flowering plants. Pots with colorful glazes are usually from China and are not expensive. Clay pots imported from Japan range in size and shape and prices can be from a few dollars to thousands. Like the purchase of any art form I recommend choosing what you can afford and, most importantly, what appeals to you.

We Americans are noted for our independence and inventiveness especially when challenged. These traits may be needed to grow healthy flowering camellias in containers. Are you up for the challenge? If so there are many rewards. First there is the joy of creative gardening, that of selecting a container and creating a marriage of the plant and container. Camellias are attractive all year with their lovely evergreen foliage and spectacular when in bloom. In addition they can fill a niche, in your garden, patio, or home for many years. Finally, camellias in containers are portable and can easily be moved to show their beauty when and where you choose, thereby exhibiting your creativity and independence.



Figure 4: *Camellia x vernalis* 'Shibori Egao Corkscrew'.



Figure 6: 'Nicky Crisp' (*C. pitardii* x *C. japonica*) bonsai.



Figure 5. *Camellia x hiemalis* 'Kanjiro' as a container bonsai.

THE CAMELLIA CHRONICLES

Board and volunteers. We also decided, early on, to engage John Newsome as our show consultant. John's experience, expertise and general show "know how" proved invaluable because, honestly, none of us knew anything as to the mechanics of staging a camellia show. Needless to say, John did a fabulous job and was a delight to work with. In all, 1,288 blooms were entered and, as mentioned, almost 1,000 people attended.

We decided that one of the goals of our show should be to honor people who have had a lifetime love of camellias. Eleven honorees were chosen for our first show and their involvement with camellias during their lives was highlighted in a special brochure which was given to all attendees. In addition to these eleven people, our show each year will be in honor of someone special, and this year's honoree was Nancy Hodges Callaway, a truly special lady.

We were proud that we sold more than 35 new ACS memberships at our show. More than 100 bushes from County Line Nursery were sold as well. We also appreciate the great support and encouragement we received from our judges who came from all over the South. We also made many new friends!

I am very pleased that the Columbus Museum has invited us back for our 2012 show and the ACS has granted us the same date as last year, March 10 and 11, 2012. We're excited, we are passionate about camellias and we invite you to come to see our show next year!



A cluster of 'Marchioness of Salisbury'

'Marchioness of Salisbury'

Camera in hand, I strolled the North Vista of the Huntington Botanical Garden in San Marino, California, looking for camellias, especially ones unfamiliar to me. I spotted a very dark red bloom that seemed to have a purple plum tint splashed with white. From a distance it looked to be a small peony form flower growing on a 20-foot mature japonica between other camellias and statues of Greek figures. I wondered what it was. The small tree was clearly labeled 'Marchioness of Salisbury'. I gave thanks to the botanical staff of the Huntington Garden for the label and wondered who the Marchioness was and about the history of this flower.

The Marchioness of Salisbury was Georgina Gascoyne-Cecil, the wife of the British statesman Lord Robert Gascoyne-Cecil, the third Marquess of Salisbury. They were married on July 11, 1857 and had eight children. He entered the House of Lords after his father's death and served in a number of positions in the British government. He was prime minister three times serving for a total of 13 years. He was the first British prime minister of the 20th century and the last prime minister to head his full administration from the House of Lords.

The camellia, 'Marchioness of Salisbury', came from England in the 1800's to Magnolia Gardens, South Carolina. Magnolia Plantation and Gardens was founded in 1676 by the Drayton family. These are the oldest public gardens in America, opening their doors to visitors in 1870. Camellias have been a mainstay of the gardens. 'Marchioness of Salisbury' has found its way from England throughout America as it has caught the eye of other camellia growers over the last one hundred years. - **Bradford King**



Head Show Judge John Newsome, Chattahoochee Valley Camellia Society President Sam Wellborn, Mayor Teresa Tomlinson, and Nancy H. Callaway



Spotlight: *Camellia japonica* 'Tiffany'

The classic camellia grown today is a *japonica*. This species is endogenous to southern Asia where the flowers are usually limited to shades of red. As the plant matures, it becomes a small shapely tree with handsome, glossy green leaves. It is estimated that there are now 30,000 *japonica* cultivars. No other species of plant has developed so many different cultivars. This is amazing! Today *japonica* flowers range in size from tiny (1/2 inch) to very large (6 inches). The colors include white, cream, yellow, pink, light red, and very dark red. There are also striped and variegated flowers. Generally in their native habitat the flowers are single or semi double. However, today we have complex flowers including loose peony, full peony, anemone, rose form and formal double blooms. We shine the spotlight one of the loveliest of these cultivars.

'Tiffany' is as beautiful a flower as any jewel one can see in the famous Tiffany stores. It has a gorgeous, ruffled, loose peony to anemone flower that may reach 6 inches in size. The flower, an

orchid pink that shades to deeper pink at the petal edges, blooms mid to late season on a vigorous upright plant.

'Tiffany' was introduced to the camellia world in 1962 by Dr. J.C. Urabec of La Canada, California. It was grown from seed provided by Ralph Peer and is one of the many cultivars whose seed and pollen parents are unknown. It is estimated that it takes a thousand seedlings to produce one distinctive flower worthy of propagation and distribution. The odds are improved to one in a hundred if controlled crosses are made (the breeder places pollen from a known flower on a carefully chosen seed parent). We are very pleased Dr. Urabec was able to beat the odds with 'Tiffany'.

This cultivar has received many awards: Margarete Hertrich Award, 1964; John Illges Award, 1966; William E. Woodroof, Camellia Hall of Fame Award, 1978; National Camellia Hall of Fame Award, 1978.

She is a wonderful landscape plant capable of producing show winning flowers. - **Brad King**



Allen's Hummingbird in camellia japonica 'Wildfire'.

Best Friends

The leaves turn brilliant colors of yellow, orange, and red and usher in the cooler weather. As the leaves and temperatures drop, the garden is left with annuals spent and perennials dormant. But in those areas of the country with mild winters, colorful evergreen shrubs and small trees began to bloom. They are camellias indigenous to South East Asia and widely distributed in the southeastern and northwestern states. They are the royalty of the winter garden and favorite places for birds to seek shelter and food. In Southern California the camellia flowers provide nectar to the resident humming birds in the winter months. The beautiful red camellias are especially attractive to the Anna and Allen Hummingbirds that do not migrate. The small perky Ruby Crowned Kinglet, a winter resident, moves quickly among the camellia leaves searching for insects. The Bewick's wren stays close to ground searching the undercover for food. These are some of the local residents that make my day during the winter months.

Camellia japonica is the queen of the winter garden with beautiful flowers all colors and shades of the rainbow except black and blue. They can have very small to very large blooms in many shapes from simple to complex, and birds enjoy their color, their shade, and their limbs as a resting place.

Hummingbirds are among the smallest of birds, but fly at speeds of 34 mph, according to Wikipedia. Their name comes from the hum their wings make as they beat very rapidly. The tiny birds eat every few hours, consuming as much as 12 times their body weight every day. They depend on flowers and nectar, but also eat spiders and insects to obtain more nutrients. At night, the birds are capable of slowing their metabolism and have just enough energy to survive through the night. Hummingbirds spend most of their time sitting and digesting, just as the one in the picture above rests in the camellia.

Camellias and birds keep the winter garden beautiful and lively during the late fall and winter months. Camellias have lovely evergreen foliage all year long and absolutely sparkle in the winter when no other plants are in bloom. Hummingbirds are attracted by reds, pinks and oranges, and camellias draw them. Camellias are easy to grow in containers or the garden in suitable parts of the country. -- **Bradford King**

The American Camellia Society

The American Camellia Society is located at Massee Lane Gardens, 100 Massee Lane, Fort Valley, Georgia 31030, the headquarters of the organization. Executive Director is Celeste M. Richard, crichard@americancamellias.org, 478-967-2358. Established in 1945, ACS is a non-profit organization dedicated to the promotion of the genus *Camellia* L. and the education of the public about camellias. Contributions are welcomed to help further the goals of the Society and can be made to: The American Camellia Society, 100 Massee Lane, Fort Valley, GA 31030. Contributions deductible in the year made.

Join Us!

Members receive the annual American Camellia Yearbook and four issues of The Camellia Journal. U.S. Single/Joint: \$30; Foreign - Canada: \$44.50; Mexico \$55.50; Other: \$64.50.

Massee Lane Gardens

Massee Lane Gardens, the historical home of the American Camellia Society, is a 40-acre garden featuring the extensive camellia collection of the Society and several specialty gardens. Guided tours are always available in this year-round garden, where color follows color throughout the year. Two galleries feature the world's largest public display of Edward Marshall Boehm porcelains and other porcelain artists in the Annabelle Lundy Fetterman Educational Museum and the Stevens-Taylor Gallery.

Beautiful rental events are held in the spacious Gallery and gardens. For information and reservations call Lesia Dortch at 877-422-6355 or ask@americancamellias.org. Further information is available at www.americancamellias.org.

How to Find Us

ACS is headquartered at Massee Lane Gardens on SR 49 5.5 miles south of Fort Valley, Georgia. Fort Valley is intersected by US 341 and SR 96. Traveling S. on I-75, take exit 149 at Byron to SR 49 S.; go through Byron and Fort Valley. Traveling N. on I-75, exit 135 at Perry. Travel SR 127 W to Marshallville, turn right onto SR 49 N. Travel three miles to Massee Lane on the right. Gardens are open: Tues.-Sat.: 10 a.m.-4:30 p.m., Sun. 1-4:30 p.m. Closed Mondays. Please call for major holiday hours.

ACS Affiliations include:

International Camellia Society: American Horticultural Society: American Public Gardens Association: National Council of State Garden Clubs: Royal Horticultural Society.

The Camellia Journal

The Camellia Journal is published quarterly in March, June, September and December by the American Camellia Society..

Editor: Bradford D. King

Publications Editor: Roger Ann Davis

Advertising: Celeste M. Richard

Production: Roger Ann Davis

Opinions expressed in articles in this magazine do not necessarily reflect the policy of the ACS or of its officers or directors. While the Journal endeavors to assume the reliability of its advertising, neither the Journal nor the ACS assumes responsibility for any transaction between our advertisers and our readers. © 2011 American Camellia Society articles may not be republished without written permission.

The Camellia Journal (USPS 555-900) (ISSN 008 204X)

Published quarterly by the American Camellia Society in Fort Valley, GA. Four issues per year. March, June, September, and December. Subscription price is included in the annual membership dues. Periodical Postage paid at Fort Valley, GA and additional mailing offices. POSTMASTER: Send address changes to: The Camellia Journal, 100 Massee Lane, Fort Valley, GA 31030.

The Camellia Journal



Figure 1: 'Botanyuki' (Snow Peony).



Figure 4: "Yukigeshiki" (Snow Scene).



Figure 2: 'Shirokarako' (White Anemone).



Figure 3: 'Izumi'.

Photos on this page by Joe Tunner

Snow camellias make a diverse, interesting garden ...

By Bradford King

The snow camellias or *Rusticana* camellias are a japonica sub species (*Camellia japonica* subspecies *Rusticana*) that come from higher elevations in Japan where they are able to survive and grow insulated by a layer of snow. When the snow melts they burst into colorful blooms. Generally *Rusticana* are characterized by their bushy, compact growth with slender supple branches and red flowers. However some of the best *Rusticana* come in a variety of colors—white, pink, and variegated.

They are not frequently seen at camellia shows, and when shown they are entered in the species class. They make good foreground landscape camellias where their small and profuse blooms can be appreciated. They are not cold hardy and grow well in very humid weather so unless provided adequate moisture they may not be at their best in dry areas. The Huntington Botanical Garden in Southern California grows a few cultivars as examples for the public to enjoy. They always are seen close to the paths in front of taller growing cultivars. My observation of these specimen plants here in Southern California is that they grow well, but bloom less profusely than has been reported in more humid areas.

RUSTICANA CAMELLIAS

One *Rusticana* cultivar we see regularly in the Southern California camellia shows is 'Botanyuki' (Snow Peony). It was collected in 1958 in Niigata, Japan. It is a miniature flower with an anemone form, and the flower is a nice, blush pink with a center of yellow petaloids which makes for an attractive flower. The bud is peach pink. It is a midseason bloomer on a compact upright plant. (Figure 1)

‘Shirokarako’ (White Anemone) is one of the best *Rusticana* camellias and can compete with any of the small japonica cultivars. It has a long history in Japan dating back to 1788. The very pretty, white, miniature to small flower with an anemone form grows on a vigorous spreading plant. The blooms are fairly uniform but may be a little irregular with notched petals. This distinguishes it from the more uniform ‘Mansize’, a typical japonica. ‘Mansize’ grows more open and upright and has a creamier white anemone flower. While ‘Shirokarako’ is considered a mid season flowering camellia, we had a half dozen very lovely blooms the second week of January at the Judges Symposium, which is early season in Southern California. If you like miniature and small flowers this is a very pretty cultivar you might like to grow. (Figure 2)

The Camellia Nomenclature lists 60 *Rusticana* cultivars, all with Japanese names reflecting their country of origin. Nuccio’s Nurseries lists 15 *Rusticana* camellias. There are a few snow camellias with pink flowers that are interesting and appealing garden cultivars. The lovely, coral pink, semi double ‘Izumi’ has an attractive, medium flower that grows on a bushy round plant. It blooms mid to late season (Figure 3) ‘Yukigeshiki’ (Snow Scene) has a blush pink, miniature to small, semi double flower with creamy petaloids, making for an anemone to peony flower as the creamy petaloids become more abundant. As the flower matures it may become white with a light yellow cast at its center. It blooms mid to late season on a bushy compact upright plant. (Figure 4)

RUSTICANA SEEDLINGS

The Nuccios have introduced two *Rusticana* seedlings that are interesting and make attractive landscape camellias. ‘Campfire’ has a small, flat, single, orange red flower with golden stamens. It is a profuse bloomer which makes it a good garden plant. It blooms early to mid season on a bushy upright plant. A larger and attractive white medium flower with pointed petals was christened ‘Shooting Star’. This plant is bushy and upright and is a mid to late season bloomer. (Figure 5: ‘Campfire’; Figure 6: ‘Shooting Star’)

WABISUKE CAMELLIAS

While these are not snow camellias, they are another camellia group from Japan that is japonica like. The origin is unknown with some considering it a sub species of japonica but most experts consider it a hybrid with japonica in its lineage. *Wabisuke* is pronounced “wa-bis-kay”.

The Camellia Nomenclature lists 22 *Wabisuke* cultivars and Nuccio’s Nurseries offers seven different varieties. Generally these cultivars have small to medium foliage forming a shrubby bush, and the flowers are small singles with a tubular shape. It is interesting that most of these flowers have few or no anthers (pollen sacks), which makes breeding difficult. To my knowledge there are no known seedlings that have been introduced in the USA. If they exist it is most likely as having the *Wabisuke* as the seed parent as even the bees would find their pollen hard to gather. However, these cultivars make simple, understated, attractive garden plants.

The most well known *Wabisuke* is called ‘Judith’ in America. How it acquired this name is unknown except we Americans do prefer English names and have a long history of naming flowers after women. Its priority Japanese name is ‘Tarokaja’ also spelled ‘Taro Kaja’. Tarokaja is an unsophisticated, country bumpkin, comedy character in Japan whose dialect is not understood by his educated master, and he doesn’t understand his master, giving

rise to their performing a comic dance. The flower is a miniature to small, single deep pink that grows on a slow growing, compact, bushy plant that blooms mid to late season. There are reports of this cultivar setting seeds but this is a rare occurrence. There are large ancient specimen trees of this cultivar in Japan. It is also common in mainland China where it may have originated.

Some of the *Wabisuke* camellias are fragrant which makes them especially appealing. The fragrant cultivar ‘Fukurin-wabisuke’ (Bordered *Wabisuke*), therefore, has its fans. The flower is a light pink, small, single with a white border. It is a sport of ‘Hatsukari’ from the Kanto area of Japan. The small, single, rose pink, fragrant flower on ‘Hina-wabisuke’ (Doll *Wabisuke*) (Figure 7) grows in an upright manner. ‘Kasugayama’ has a small irregular red variegated white flower that resembles a small japonica ‘Daikagura’. (Figure 8). A very fragrant cultivar is ‘Showa-wabisuke’ which has a small, single, white flower toned light pink. There are at least a dozen camellia names beginning with “Showa” which refers to an era in Japanese history by that name not the equivalent of the English adjective showy.

CONCLUSION

The snow camellia is known in Japan as *yuki tsubaki* where it is found in the mountains of northwestern Honshu. It is being protected by conservation organizations for future generations. While it is not widely grown in the United States, some cultivars make it to camellia shows and specimens can be seen in botanical gardens. It is a good, small, bushy, foreground camellia with many flowers that has its place in the garden, especially for those seeking lesser known but interesting camellia cultivars. The *Wabisuke* camellias have been grown for many years in Japan and China where ancient specimen trees may be seen. Their origin is unclear, but they have many characteristics of *camellia japonica* and is generally believed to have similar genetic make up. Since *Wabisuke* produces little or no pollen and is a reluctant seed setter, it has not been used in hybridizing programs even though several cultivars are fragrant.

Both of these groups of japonica related cultivars make interesting and attractive landscape plants for those wishing to grow





(ABOVE) Figure 6: ‘Shooting Star’.

(RIGHT) Figure 5: ‘Campfire’.

Photos by Bradford King

less known cultivars or who want a diverse and interesting camellia collection. They can only be found in nurseries like those advertising in this publication or by getting a scion from a camellia grower. They have been grown and even revered in Japan where the smaller flowers are greatly appreciated. They make a lovely addition to the home garden.

June - August 2011



Figure 7: ‘Hina-wabisuke’ (Doll wabisuke).
Photo by Joe Tunner



Figure 8: ‘Kasugayama’.
Photo by Bradford King





Pretty in pink



*Pink Camellias come in many sizes and forms,
and all are delightful, charming, and loveable*

Article and Photos by Bradford King



Figure 5: 'Valentine Day Var.'

The word for the color pink was first recorded in the late 17th century to describe the flowers of pinks, a group of flowering plants in the genus *Dianthus*. The color pink is a combination of red and white. Pink denotes romantic love and conveys playfulness (hot pink) and tenderness (pastel pinks). Pink hues provide images of soft, delicate femininity. Which camellias does this bring to mind?

WILLIAMSII HYBRIDS

The vast majority of the *saluenensis* hybrids have pink blooms of various shades and tones. They tend to be floriferous over long periods of time on neat attractive plants which makes them wonderful in the garden. The first of these hybrid camellias originated in the United Kingdom. One of the most successful of these *saluenensis* hybrids is 'Donation', which continues to be a popular garden camellia today with its lovely medium semi double orchid pink flower and vigorous growth habit. It was introduced by Col. Stephenson Clarke of Sussex England in 1941. These Williamsii camellias are the beginning of the hybridizing of camellias in the western world and are the first examples of what we now call the non-reticulata hybrids.

The pastel soft pink toned flowers of these hybrids may represent tenderness, but the plants themselves usually inherit hybrid vigor which makes them strong growing landscape plants. One of the best is 'Buttons'n Bows'. The flower is a delightful, small light pink, formal double, with a mass of fluted and twisted petals that have darker pink tones on the edges. It blooms early to mid season on a compact and very bushy plant. It was introduced in 1985 by Nuccio's Nurseries. It is a winner in camellia shows and a favorite pick among ladies who visit camellia shows. The flower captures youthful beauty -- a pretty pink dress with pink hair bows, yet active and alert, no shrinking violet. ('Buttons'n Bows' - Cover Photo)

David Feathers from Northern California introduced 'Demur' in 1955. This small, single pale pink with deeper pink edges is a sweet, lovely flower reminiscent of feminine modesty. On the other side of the camellia world Professor Eban Gowrie Waterhouse of New South Wales introduced one of the first formal double hybrids which he named for himself. 'E.G. Waterhouse' is a light pink, medium bloom with rows of imbricated petals. The variegated form is very beautiful with high levels of white mottling which has made it as, or more popular, than its parent.

The unusual deep pink with bluish tones of 'Hot Stuff' is showy and playful with undertones of allure, which makes this semi double flower a symbol of the unattainable fantasy women. The

camellia is obtainable at Nuccio's Nurseries. (Figure 1 'Hot Stuff')

PITARDII HYBRIDS

The *pitardii* hybrids overall appearance and performance are very similar to *saluenensis* hybrids. The original species has white to rose colored flowers. When bred with *japonica* cultivars there are a few wonderful pink hybrids. For example, many of us agree with Sterling Macoboy, the noted Australian camellia writer, that 'Nicky Crisp' is one of the most beautiful camellias bred in recent years. It blooms freely on a slow growing compact plant. The medium cool pale orchid pink flower is fresh and clean like a cherished grandchild. 'Nicky Crisp' was named, in fact, by Mrs. Bettie Durant for her grandson. 'Nicky Crisp' was registered in 1979.

The bright pink formal double of 'Adorable' has petals highlighted by a darker tone with a delicate webbing of veins. It is compact and upright in growth habit. The pink represents femininity; the bright connotes intelligence, the delicate webbing, depth and mystery. She is delightful, charming, and above all, loveable.

JAPONICA HYBRIDS

The *japonica* hybrids are camellia royalty admired for their beauty and vigor. They rule the landscape and the shows. This royal family has many colors, shapes and sizes. Some have been with us for centuries and some are brand new. The pink *japonicas* represent the female side of this royal family. Three of the best know camellias have been grown for over a hundred years and still have their champions. They are classic representations of their camellia forms. 'Magnoliaeflora' ('Hagoromo') is blush pink, medium semi double, 'Debutante' is light pink, full peony, and 'Pink Perfection' ('Otome') is a small, shell pink, formal double.

One of the most popular religious songs was used by Cesar Breschini of San José California for his beautiful soft pink flower. 'Ave Maria' comes in peony to formal double form. *Ave Maria* is the Latin salutation of "Hail, Mary" used by Roman Catholics, Eastern Orthodox, and some Protestant denominations (Lutherans) in prayer.

Cloisonné is an ancient technique for decorating metal objects. The decoration is formed by adding compartments to the metal object that remain as visible, outlined shapes in the finished piece. Undoubtedly McCaskill Nursery was aware of the outlined impact of cloisonné when the Nursery named its soft pink, with opaque heavy petals that are delicately outlined in white, 'Cloisonné'. (Figure 2: 'Closionne')

Since 1837 Tiffany has been the world's premier jeweler and America's house of design where creations of timeless beauty and quality craftsmanship are found. We treasure the camellia 'Tiffany' to for her timeless beauty and loose peony to anemone form. The

Left Page (TOP) - Figure 2: *C. japonica* 'Cloisonné'.

Left Page (BOTTOM) - Figure 6: Reticulata hybrid 'John Hunt'.



Figure 1: 'Hot Stuff'.

light orchid pink with deeper pink edges rivals Tiffany's custom designed jewelry.

'Demi-tasse' is described as a peach blossom pink, small to medium hose in hose, semi double with a row of petaloids between the petals, which indeed looks like a small cup and saucer. The lovely color and attractive unique form make it very collectable. Do you have a collection? It seems many people have collections of all sorts. For example, in May 2008 the international office of the Guinness Book of World Records reported the Mayor of Ipswich in Australia, Counselor Paul Piasle's collection of 650 sets of demitasse cups (1,500 individual cups) as the biggest demitasse collection in the world. He has been collecting them for over 15 years. And they are all black! The peach pink of the camellia 'Demi-tasse' is much more attractive.

RETICULATA

If we think of the big red *reticulata* camellia hybrids like 'Dr. Clifford Parks', 'Harold L. Page' and 'Frank Houser' as majestic camellia Kings, the pink *reticulata* are the beautiful, desirable, and worthy Queens. The lovely pink hues are more subtle but equally admirable. The beautiful, very large, irregular semi double, pastel pink of 'Queen Bee' is one to look for. In the world of bees there is only one member of the royal family in a hive. The rest are workers and drones while the Queen is the central figure. When 'Queen Bee' is at her best she sits regally on a throne of dark green foliage. (Figure 3: 'Queen Bee')

'LASCA Beauty' is a rich, pastel pink, semi double flower with thick textured petals and an exotic sounding name that one might think belongs to an Asian Princess. Not so! The letters are an acronym for the Los Angeles State and County Arboretum where Dr. Clifford Parks crossed ('Cornelian' 'Damanao') with 'Mrs. D. W. Davis'. (Figure 4)

The very large, pink, formal double with a central rose bud make 'Valentine Day' an outstanding *reticulata* and some would say it's perfect. It inherited its size and deep pink from 'Buddha' with the pink color reinforced from its *C. saluenensis* seed parent. How did it get to be a rose bud formal double? This is one of the mysteries of breeding camellias. The name, however, is no mystery; it is based on Saint Valentine's Day. Valentine's Day celebrates love and affection between intimate partners, and February 14 became associated with romantic love in Chaucer's time when courtly love flourished. 'Valentine Day Variegated' is a strikingly lovely flower. (Figure 5: Valentine Day Variegated)

The color pink for men goes in and out of style. Remember when men's dress shirts were pink! I bet some of you guys still have one around in a bottom draw or attic box. However, the pink *reticulata* camellias named for two well

known male hybridizers never go out of style. 'Hulyn Smith' is a large, semi double, soft pink flower introduced by Pursel in 1979, while 'John Hunt' is a very large, pink, semi double to loose peony to rose form double, which Mr. Hunt introduced in 1988. We see both of these great pink camellias in shows where they are entered as both treated and untreated. They both take gib very well. They are winners in the show and in the garden. (Figure 6: 'John Hunt').

Jude (Julius Nuccio) recently told me the following story. A couple came to Nuccio's Nursery and were walking the property looking for a camellia. The Nuccios heard a blood curdling scream, rushed to investigate figuring someone was injured. No! The woman had spotted a huge 'John Hunt' bloom. The couple,



Figure 8: 'Dolores Hope'.

of course, took the plant and flower home. A few days later the husband called to report that his wife was a spectacular hit at their Church's social when she wore the 'John Hunt' as a hat. What a gutsy and lively woman. Yes! 'John Hunt' is indeed a spectacular flower in the garden, at a show, and floating in a bowl as a table center piece, not to mention as a hat at church. I'm sorry, but I don't have the guts to wear it as a hat and it is too large for a boutonniere. However, many camellias make lovely corsages. In fact Manchester Boddy grew hundreds of camellias on Rancho del Descanso in La Canada, California, (now Descanso Gardens) for the corsage business in the 1940's and 1950's which was high fashion at that time.

There also are other wonderful reticulata blooms named after women. For example, John Hunt from Australia originated 'Phyllis Hunt', a very large, rose form double, pale pink flower with its petal edged darker pink. (Figure 7: 'Phyllis Hunt') Ralph Peer introduced 'Dolores Hope' in 1971 for his friend and wife of Bob Hope, the world famous comedian. 'Dolores Hope' is a light rose pink with orchid pink veins and some central petal shading to white. (Figure 8)

In Western culture from the 1920's to the 1940's pink color was assigned to boys because it was closely related to red, while blue was assigned to girls because it was seen as a delicate and dainty color. For some reason this societal norm was inverted in the 1940's. Today most people think of pink as a delicate feminine color and especially a color for little girls. Camellias come in many sizes and forms, but are most cherished when 'Pretty in Pink'. (Figure 9: Group includes 'Queen Bee', 'Nicky Crisp', and 'Jackpot'.)



Figure 3: 'Queen Bee', a pink reticulata.



Figure 4: Reticulata hybrid 'LASCA Beauty'.



Figure 7: Reticulata hybrid 'Phyllis Hunt'.



Figure 9: This show group includes 'Queen Bee', 'Nicky Crisp', and 'Jackpot'.



Spotlight: *Camellia japonica* 'Margaret Davis'

'Margaret Davis' is the beautiful sport of the well known Australian cultivar 'Aspasia MacArthur'. It is a creamy white, peony form flower, with dashes of rose red and petals edged in bright vermillion. A medium flower, it blooms in mid season on a bushy, upright plant. It was introduced in 1961 by A.M. Davis who named it for his wife. Margaret was the founding president of the Garden Clubs of Australia and was still writing gardening books at age 90.

This camellia has been distributed throughout the camellia world and is a popular and successful show winner here in the USA. For example, the Australian Camellia Research Society Trophy has been awarded to 'Margaret Davis' fifteen times in the last twenty-seven years as the best bloom of Australian origin at the American Camellia Society annual meeting show.

This camellia is one of the many that have originated in Australia, a country that began importing camellias as early as 1826. Camellias gained popularity with nursery men who began importing more varieties and breeding new cultivars themselves. E.G. Waterhouse promoted camellias and was instrumental in founding the Australian and New Zealand Camellia Research Society in 1952. He became the first president of the International Camellia Society in 1962. He introduced the lovely, light pink, medium, formal double hybrid that bears his name. Bob Cherry has bred and introduced numerous *C. sasanqua* cultivars, usually with the first name Paradise, for example, 'Paradise Belinda'. They are sun tolerant camellias that make wonderful landscape plants.

We salute Australia for its contributions to the camellia world, especially for one of the very best *japonica* cultivars – 'Margaret Davis'. – **Bradford King**



Figure 7: ‘Yume’ has a mass of showy, small, single, pink blotched white flowers and has a long blooming season.

Cluster blooming camellias

‘Some good things come in small packages’

Story and Photos by Bradford King

A profusion of flowers bursting forth up and down the branches of a camellia bush caught my eye as I was walking in the Huntington Gardens Chinese Pavilion. They were creamy white with a light yellow tone. A closer look at the miniature, formal double, and rose form double flowers growing on an upright plant helped me identify it as ‘Buttermint’. The attached label confirmed it as a *kissi* hybrid introduced by Nuccio’s Nurseries in 1997. The small leaves were growing on a neat looking shrub. There was a planting of nine bushes informally growing along a path against a backdrop of red azaleas. A very nice use of new plant material in

a new garden whose inspiration extends back generations to the classical scholar gardens in China. As I was enjoying the view, I remember thinking why aren’t the cluster blooming camellias more popular? So what if they are little and won’t win in a show. They can put on a flower show in the garden and would make a terrific addition as a specimen plant, or hedge and provide variety of color tones to one’s camellia collection. (Figure 1)

Cuspidata hybrids

The first of the cluster flowering hybrids were originated by J.C. Williams of Caerhays Castle in Cornwall, England. He received Awards of Merit from the Royal Horticultural Society in 1948



Figure 1: ‘Buttermint’ is a camellia with small blossoms that won’t win in a show, but are beautiful.

for ‘Cornish Snow’, a cross of the blush pink *C. saluenensis* with the white *C. cuspidata*. In the United States Dr. W.C. Lammerts crossed *C. japonica* with *C. cuspidata* to get a small white flower that resembles an apple blossom. In 1952 it was named ‘Lammertsii’. The Nuccios introduced ‘Candle Glow’ a white flower with a light pink center which is another *C. cuspidata* cross with *C. japonica*. In 1975 Toichi Domoto introduced a *cuspidata* seedling he called ‘Spring Festival’, which is a pink toned lighter pink in the center. It is a miniature rose form to double pink. While not technically a cluster blooming plant its mass blooms and new reddish foliage make for a very attractive garden plant. Advantages in using this plant is sun tolerance and narrow upright growth habit, which allows it to grow in a small space in the sun where most other camellias will not thrive. (Figure 2 ‘Spring Festival’)

Fraterna hybrids

Kosaku Sawada, the noted camellia breeder from Alabama, introduced ‘Tiny Princess’, which inherited masses of white flowers with tones of pink from *C. fraterna* when crossed with *C. japonica* ‘Akebono’. ‘Tiny Princess’ is a parent of a number of other new cluster camellias. For example, O. Blumhart of New Zealand crossed it with ‘Kuro-tsubaki’ (“the black camellia”) to get ‘Fairy Wands’, which has bright, rose red, semidouble flowers. He also crossed ‘Tiny Princess’ with ‘Berenice Boddy’ to get ‘Tiny Star’, a lovely, soft pink, semidouble cluster bloomer. Les Jury used ‘Tiny Princess’ and *C. saluenensis* to get a dwarf cluster bloomer he named ‘Itty Bit’. Nuccio’s Nurseries introduced ‘Tiny Gem’ in 2009, which is believed to be a *fraterna* offspring. It has many *fraterna*-like, tiny, single flowers with small dark green foliage. ‘Tiny Gem’ is a dwarf plant with a very compact, rounded growth habit. It makes a good potted patio plant and could be used in the foreground in the landscape.

Lutchuensis hybrids

A cluster blooming, fragrant, flowering camellia is a wonderful addition to a shaded garden path, or as a background plant next to a garden bench, providing a restful place to sit and enjoy perfumed beautiful flowers while reading, relaxing or socializing. Dr. William Ackerman in Maryland developed ‘Fragrant Pink’ by crossing *C. rusticana* ‘Yoshida’ with *C. lutchuensis* in 1968. It has a miniature peony flower. ‘Cinnamon Cindy’ has a nice spicy scent and a rose pink with white petaloids peony, miniature flower that has appeal. In 1978 he developed ‘Ackscents’ (*C. japonica* ‘Kram-



Figure 4. ‘Bunny Ears’ has rabbit shaped ears and grows vigorously.

er’s Supreme’ x ‘Fragrant Pink Improved’, which has a medium peony flower with a spicy fragrance. This was followed by ‘Ack-scent Spice’ a deep rose red medium bloom with a lemon spicy fragrance. Dr. Clifford Parks introduced ‘Spring Mist’, which is a cross between *C. japonica* and *C. lutchuensis*, and has a profusion of small, pink, sweet perfumed flowers. Ray Gannet, from Australia crossed *C. japonica* and *C. lutchuensis* getting ‘Sweet Emily Kate’. The plant is a slow, pendulous growing camellia that looks striking in a hanging basket or pot on a stand which shows off its flowers blooming up and down the sweeping branches. The small to medium, peony, light pink shading to dark pink in the flowers’ centers makes a graceful fragrant display. (Figure 3 ‘Sweet Emily Kate’)

The entrance to the Chinese Pavilion in the Huntington Botanical garden is landscaped with three ‘Koto-no-kaori’ plants which are repeated along the main drive to the Chinese Garden. The small single rose pink flowers bloom profusely on an upright, lacy growing plant, and it is a great addition to the garden or patio. It may compete in a fragrant class or flower arranging category in a camellia show but is at its best as a landscape plant placed where its fragrance and pretty clusters of flowers can be best appreciated. I grow it in a pot on a covered patio where it receives morning sun and afternoon shade.



Figure 3. ‘Sweet Emily Kate’ is a slow, pendulous growing camellia that looks good in a hanging basket or pot.

Rosiflora hybrids

Two interesting cluster *Rosiflora* hybrids were developed by Neville Haydon of New Zealand. ‘Baby Bear’ and ‘Baby Brother’ are dwarf growing camellias that are crosses between *C. rosiflora*, a pink flowering species, and *C. tsaii*, a species with wavy edged foliage. These little compact growers may fit in the front of other plants or be used to fill in an open space or be used to edge a shady garden bed. The Nuccios introduced ‘Bunny Ears’ which inherited its pink color and profuse flowering habit from *C. rosiflora*. It has interesting rabbit eared petals and grows vigorously, bushy,



Figure 6: ‘Flirtation’ blooms every year in mid season in a spot that receives high amounts of sunlight, and it produces small to medium, tubular, single silvery pink flowers.

and upright, while blooming mid to late season. (Figure 4: ‘Bunny Ears’)

Transnokoensis hybrids

This species has very small white flowers with red tinted buds and small narrow leaves; therefore it is grown more for its foliage than blooms. However, Ray Garnett from Australia introduced two transnokoensis hybrids of interest for their cluster blooming blooms. ‘Transtman’ is a miniature single with a pale pink flower with deeper lavender pink on the edges of the petals. ‘Sweet Jane’ is seen more in America. The lovely, miniature peony to formal double, pale pink center of the flower shades deeper on the outer petals; it grows vigorously and upright, making it a good landscape plant. (Figure 5: ‘Sweet Jane’)

Profuse blooming hybrids

There are a number of mass blooming hybrid cultivars that are not truly cluster flowering and have flowers which are small or larger in size that make excellent landscape camellias. The one in my garden was well established by the time the house was purchased in 1985. ‘Flirtation’ reliably blooms every year in mid season in a spot that receives high amounts of sunlight -- too much for most other hybrids. It has small to medium, tubular, single silvery pink flowers, with very nice dark green foliage on a compact, upright plant that rarely needs pruning as it grows on the slow side of average. It is not particularly vulnerable to petal blight and, sur-

prisingly, rarely sets seed. It was introduced by Armstrong in 1961 and continues to be propagated by Nuccio’s Nurseries. (Figure 6: ‘Flirtation’)

‘Tulip Time’ is a williamsii hybrid introduced by David Feathers in 1978. The flower is a medium, light pink, and tulip shaped as its name suggests. It grows vigorously in an upright fashion and blooms in mid season making this another wonderful landscape plant.

More recently Nuccio’s Nurseries introduced ‘Yume’ (*C. yuh-sienensis* x ‘Shishigashira’). It has a mass of showy, small, single, pink blotched white flowers. The white and pink colors may alternate from petal to petal. The white is genetic, not a virus. It has an average loose and spreading growth habit. The Nuccios list this as a mid to late season bloomer, but my plant grows in moderate shade with other camellias and flowers early to mid season. (Figure 7: ‘Yume’)



Figure 5: ‘Sweet Jane’.

Conclusion

Cluster blooming camellias generally do not produce camellia show flowers. However, they can be very showy in your garden where the mass of lovely, bright color toned flowers and nice neat green foliage make their own statement. The fact that some are



Figure 2. ‘Spring Festival’ sun tolerant and grows well in small spaces.

also fragrant is an added bonus. Do not overlook some of these beautiful profuse bloomers because “some good things come in small packages”.

March 2011 - May 2011

The American Camellia Society

The American Camellia Society is located at Massee Lane Gardens, 100 Massee Lane, Fort Valley, Georgia 31030, the headquarters of the organization. Executive Director is Celeste M. Richard, crichard@americancamellias.org, 478-967-2358. Established in 1945, ACS is a non-profit organization dedicated to the promotion of the genus *Camellia* L. and the education of the public about camellias. Contributions are welcomed to help further the goals of the Society and can be made to: The American Camellia Society, 100 Massee Lane, Fort Valley, GA 31030. Contributions deductible in the year made.

Join Us!

Members receive the annual American Camellia Yearbook and four issues of *The Camellia Journal*. U.S. Single/Joint: \$30; Foreign - Canada: \$44.50; Mexico \$55.50; Other: \$64.50.

Massee Lane Gardens

Massee Lane Gardens, the historical home of the American Camellia Society, is a 40-acre garden featuring the extensive camellia collection of the Society and several specialty gardens. Guided tours are always available in this year-round garden, where color follows color throughout the year. Two galleries feature the world's largest public display of Edward Marshall Boehm porcelains and other porcelain artists in the Annabelle Lundy Fetterman Educational Museum and the Stevens-Taylor Gallery. Beautiful rental events are held in the spacious Gallery and gardens. For information and reservations call Lesia Dortch at 877-422-6355 or ask@americancamellias.org. Further information is available at www.americancamellias.org.

How to Find Us

ACS is headquartered at Massee Lane Gardens on SR 49 5.5 miles south of Fort Valley, Georgia. Fort Valley is intersected by US 341 and SR 96. Traveling S. on I-75, take exit 149 at Byron to SR 49 S.; go through Byron and Fort Valley. Traveling N. on I-75, exit 135 at Perry. Travel SR 127 W to Marshallville, turn right onto SR 49 N. Travel three miles to Massee Lane on the right. Gardens are open: Tues.-Sat.: 10 a.m.-4:30 p.m., Sun. 1-4:30 p.m. Closed Mondays. Please call for major holiday hours.

ACS Affiliations include:

International Camellia Society: American Horticultural Society: American Public Gardens Association: National Council of State Garden Clubs: Royal Horticultural Society.

The Camellia Journal

The *Camellia Journal* is published quarterly in March, June, September and December by the American Camellia Society..

Editor: Bradford D. King

Publications Editor: Roger Ann Davis

Advertising: Celeste M. Richard

Production: Roger Ann Davis

Opinions expressed in articles in this magazine do not necessarily reflect the policy of the ACS or of its officers or directors. While the Journal endeavors to assume the reliability of its advertising, neither the Journal nor the ACS assumes responsibility for any transaction between our advertisers and our readers. © 2011 American Camellia Society articles may not be republished without written permission.

The Camellia Journal (USPS 555-900) (ISSN 008 204X)

Published quarterly by the American Camellia Society in Fort Valley, GA. Four issues per year. March, June, September, and December. Subscription price is included in the annual membership dues. Periodical Postage paid at Fort Valley, GA and additional mailing offices. POSTMASTER: Send address changes to: *The Camellia Journal*, 100 Massee Lane, Fort Valley, GA 31030.



Figure 1: 'Frank Houser Variegated' biggest winner in the reticulata hybrids class.

Beautiful, eye-catching, variegated camellias

Story and Photos by Bradford King

The variegated camellias are some of the most beautiful grown today. Solid colored flowers with added white blotches, or dashes of red or pink stripes, make these blooms striking. Variegation can be caused by virus infection or genetic mutations.

Many of the top show winning blooms are virus variegated blooms. The biggest winner this decade in the reticulata hybrids class is 'Frank Houser Variegated' (Figure 1). Consistent winners in the japonica large and very large classes are 'Miss Charleston Variegated', 'Tomorrow Park Hill', 'Royal Velvet Variegated' and 'Katie Variegated' (Figure 2). In the medium japonica class 'Fire Dance Variegated' and 'Rudolph Variegated' and in the small japonica class 'Little Babe Variegated' and 'Black Tie Variegated' are regular winners. In the miniature class 'Fircone Variegated' and 'Little Slam Variegated' win more show points than their non-variegated forms. In the non-reticulata hybrid classes the most consistent variegated winners are 'Julia Variegated', 'Waltz Time Variegated', and 'Coral Delight Variegated'. 'Shibori Egao', the variegated form of 'Egao', wins its share of ribbons in the species class.

The top genetic variegated show point winners are 'Lady Laura' in the large and very large japonica class; 'Margaret Davis' and

'Betty Foy Sanders' in the medium class. 'Tama Peacock' has begun to pick up wins this decade in the small japonica class since its introduction in 2000.

Camellia Virus

The camellia virus produces white markings in various shapes on blooms. The contrast of white blotches on a red flower looks smashing. More subtle, yet very pretty, is white stripes on a pink bloom. A model cultivar for understanding viruses in camellias is 'Adolphe Audusson'. The bloom is a large, red, semidouble flower. It was developed in France in 1877. Its variegated form has been around for a long time. When it is more than 50 percent white, it is called 'Adolphe Audusson Special'. This is attributed to Jenkins from the United States back in 1942.

Now things begin to get interesting! It is common to find 'Adolphe Audusson Variegated' as blotches, water markings, moiré, combinations or as a "special" on the same plant. (Figure 3 shows different variegation from the same plant.)

This raises the interesting and controversial question: Is this one basic virus manifesting itself in different symptoms? Or, is it several different strains?

Most nurseries and camellia growers believe there are several strains -- somewhere between three and six types. While this has



Figure 2. ‘Katie Variegated’ a consistent winner in the japonica large and very large classes.

yet to be proven by scientific studies, it appears highly likely as it helps explain the different types of white markings and that viruses are well known to change and mutate.

How is the virus transferred?

It is most likely that the virus have several modes of transferring themselves to a new plant. It is believed that tools and insects – especially aphids – can serve as transfer agents of viruses in plants. This is important for the hobbyist to know so we can control ants on camellias. They herd aphids and thereby increase the chance of unwanted viral contact. In addition, it is possible that there is an underground viral transfer mechanism such as spontaneous root grafting between plants growing in the same bed.

How the virus is intentionally introduced in camellias

There are three major methods to intentionally variegated a camellia. The most common is to graft a non-virus scion onto variegated rootstock. For example, ‘Adolphe Audusson Variegated’, and ‘Shibori Egao’ are the plants most often used.

A second method is to graft a non-virus scion and a virus scion onto the same under stock. The third method is variously called “approach grafting”, “fail safe grafting”, or “whip grafting”. Briefly stated, this is when a branch of a virus plant is attached to a branch or trunk of the camellia to be infected. The bark is scraped off exposing the cambium layer of both. The two branches are attached together (cambium layer to cambium layer). Once firmly fitted into place, they are secured with plastic tape. This method can be used to intentionally introduce virus in a virus-free plant or add more viruses into an already variegated camellia with the goal of increasing the desired white markings.

The virus moves through the cambium layer, and over time it spreads, infecting flowers and leaves throughout the cultivar. You

can observe this process in your garden. I observed the leaves of a ‘Royal Velvet’ become yellow streaked after attaching it to a virus-infected ‘Debutante’. This occurred after the ‘Debutante’ broke dormancy in the spring. The following January and February the blooms showed white blotches indicating viral transfer. The ‘Royal Velvet’ below the graft point showed no viral symptoms. We can infer that virus moved in the “sap” through the cambium layer, going up in the spring and down in the fall. The non-virus lower portion of ‘Royal Velvet’ became infected after the “sap” flowed down in the fall. Three years has passed and this is what bloomed this year! (Figure 4: ‘Royal Velvet Variegated’)

It is frustrating when a variegated flower has only a few white marks as it essentially ruins the beauty. The virus needs to produce a wide and even distribution of white throughout the bloom. There are two basic strategies available. First, is to be patient and hopeful that the virus will spread on its own. The second is to add virus as discussed earlier in “approach grafting”.

Many of us are looking for just the right type of variegation. At this time we have no reliable method for producing specific white marking on a bloom. However, we have a few clues to the different strains of virus and what each can produce. In order to improve the probability it makes sense to use viral under-stock that has produced flowers with the desired white markings. Another way would be to use a scion from a cultivar with blooms that have shown the white color that is wanted. One of the most desired variegations is the “moiré” white pattern. Therefore, using a scion from a cultivar that produces moiré flowers, has a better chance of producing similar markings than simple trial and error techniques.

Virus side effects

Just like the medications people take, the camellia viruses have



Figure 3. This ‘Adolphe Audusson Variegated’ shows different variegations from the same plant.

side affects besides the introduction of beautiful white markings on the flowers. Are these side effects problematic or not?

Virus variegation causes some of the plants’ foliage to have yellow markings and even at times almost totally white leaves. Generally this is limited to several leaves on the infected plant. In addition, the virus weakens an infected plant. Some would say it has minimal impact that is easily counteracted by good culture; however, others say it weakens the plant as much as 50 percent. Dr. William Ackerman has written several articles questioning the introduction of viruses in camellias and the possible negative consequences.

There is little research on camellia viruses which leaves open the question of how much the virus weakens a plant and what are the long term consequences.

Can the camellia virus be inherited through seeds?

Tom Nuccio clearly stated “no”. This was confirmed by Dr. Clifford Parks and Gene Phillips, who said, “I have never seen a seedling that had a virus, but I have seen seedlings with genetic variegation”.

Genetic flower variegation

There are a number of different genetic variegation colors: white flowers with crimson or vermillion, white borders on red-toned blooms, and pink flowers with darker pink or red-toned markings. Some of these are the result of camellia mutations and others from hybridizing.

Model blooms for genetic markings as a result of mutation are ‘Aspasia’ and ‘Ohkan’. The Australian *japonica* ‘Aspasia’ has at least nine sports. The most popular are ‘Margaret Davis’, which

has a white bloom with a rose red edged vermillion border, and ‘Jean Clere’ with a bright rose-red flower with a white band around the petal edges (Figure 5: ‘Jean Clere’). This cultivar illustrates that the white markings and border are mutations produced by the underlying genetic make-up in the cultivar. An additional example is the Higo *japonica* ‘Yamato Nishiki’. It has produced eight mutations such as ‘Ohkan’ (‘Okan’), which is a white flower with six to eight petals with a crimson border (Figure 6: ‘Ohkan’).

‘Tama-no-ura’ illustrates the introduction of white borders through hybridization. It has a single, small, red flower with a wide, white border. It has been used as the seed parent to hybridizing nine white picotee bordered cultivars by Nuccio’s Nursery



Figure 4: ‘Royal Velvet Variegated’.



Figure 5: 'Jean Clere' - This cultivar illustrates that the white markings and border are mutations produced by the underlying genetic make-up in the cultivar.

like 'Tama Peacock' and 'Tama Electra' This model illustrates the intentional use of a cultivar as a seed parent to produce the highly valued white border (Figure 7: 'Tama Electra').

There are many *japonica* hybrid cultivars that are the result of genetic variegation with spots, dashes and blotches of color but no known *reticulata* hybrid cultivars. A good example of a pink flower is the chance seedling introduced in 1974 by T. E. Lundy of Pensacola, Florida named 'Lady Laura'. It has a large, peony, pink flower variegated with rose markings. An example of a white flower variegated by red is 'Betty Foy Sanders'. This semidouble flower has many sizes of dashes and elongated vertical slashes of red that make a striking contrast against the white petals. It also is a chance seedling named by its originator, Fred Smith of Georgia, for the wife of the governor of Georgia in 1967. (Figure 8) These chance seedlings with genetic variegation are indeed beautiful, but mysterious. How did the rose and red markings come to be? We have no parents recorded in the Camellia Nomenclature or International Camellia Registry. Perhaps the originators noted the maternal parent, but certainly the paternal parent is unknown. All we know is that somewhere in the plants genetic make up these colors are linked to genes and their DNA, or perhaps it is more complicated, occurring at a microcellular level. The field of genetics is one of the major frontiers of science. We can hope that as scientists unravel these genetic mysteries we may eventually know how such changes occur, but for now we can only wonder about the mysteries and enjoy the beautiful flowers.

Genetic foliage variegation

We know camellia foliage also variegates, but the how and why are no better understood than flower variegation. In fact perhaps
March 2011 - May 2011

they are even more a mystery as we (or is it just me?) assume that variegated foliage is generally less efficient in photosynthesis and thus not in keeping with the principle of the survival of the fittest. I would postulate that we camellia enthusiasts who love new, interesting -- even the odd -- foliage have made the difference by cultivating these new foliage camellia plants, thus thwarting the Darwinian principle of survival of the fittest.

My personal favorite genetic foliage camellia is the *japonica* 'Taiyo'. The flower is a medium, single, coral rose that looks good against the rich green leaf with an irregular yellow pattern in the



Figure 6: 'Ohkan' an example of mutations produced by the genetic makeup of the cultivar.



Figure 7: 'Tama Electra' shows the intentional use of a cultivar as a seed parent to produce the white border.

center (Figure 9). I grow it as a camellia bonsai which is attractive all year due to the lovely foliage. There are a dozen or more other genetic foliage camellias whose names include the word "Benten". It is a traditional Japanese name used to describe when the foliage has a darkened center with a thin pale edge. This is illustrated by 'Benten-kagura' (Dance of the Goddess of Luck) introduced in Japan in 1949 which is a foliage sport of 'Daikagura'. The flower is a rose pink blotched white due to the camellia virus. The foliage change, however, is due to genetics and is an irregular shaped green leaf with a fine yellow border. This japonica cultivar was introduced to the USA by Nuccio's Nurseries. There are also sasanqua and hiemalis foliage genetic variegated plants but no known reticulata cultivars. The *C. hiemalis* 'Showa-no sakae Banten' that grows in the entrance way to the Chinese Garden in the Huntington Botanical Gardens of San Marino, California, is one example.



Figure 9: The 'Taiyo' bloom is a medium, single, coral rose that looks good against the rich green leaf with an irregular yellow pattern in the center.

The pink flower is like the original cultivar but the green foliage with a white edge is a genetic mutation.

In general these foliage variegated camellias make interesting additions to public garden displays and as specimens in the home landscape. Since garden space in California is limited, I grow a few in decorative containers or as bonsai, moving them to the patio or tables for viewing when in bloom or as the mood strikes. These foliage camellias are usually not show flowers, but the plant brings a subtle beauty and interest to a varied camellia collection.

Conclusion

The variegated flowers, both genetic and those caused by virus, are widely grown throughout the camellia world because they are strikingly beautiful. There are camellia people who are concerned that introducing viruses in camellias weakens plants and is unnatural. Camellia show exhibitors have generally embraced virus variegated camellias as they are frequent winners. Camellia Nurseries



Figure 8: 'Betty Foy Sanders' named for a Georgia governor's wife.

propagate virus camellias as they are highly desired by camellia growers. For example, many are unable to keep a supply of 'Frank Houser Variegated' as the demand is greater than the supply.

The many unresolved questions about virus in camellias awaits further research while we continue to grow and show their beautiful blooms. The mystery of how genetic variegation infuses attractive markings of color tones waits to be solved. Did you ever wonder why they found only one 'Tama-no-ura' plant in its natural setting? How come there wasn't a small population nearby, or somewhere else, or didn't I get the memo?

Many genetic puzzles have been solved the last ten years and the future will bring even more discoveries; perhaps some will shed light on the hidden inner workings of camellia genetics.



White leaf variegation, showing the type of foliar variegation that is caused by the same virus which causes the white blotch type variegation in the blooms.

Espalier training of camellias

Story and Photos by Bradford King

Espalier is a French word that means trellis, or framework of stakes, which traditionally has fruit trees or other ornamental trees attached to it. However, *Camellia japonica*, *sasanqua* and *vernalis* adapt very well to being trained as espalier. Espaliers can be of any form, but typically they are a rectangular trellis attached or mounted on a wall. The serviceable and sturdy chain link fence can be softened and beautified when landscape plants are attached to it. While roses are most commonly used for this purpose, camellias are just as useful and they will flourish in shade where roses will not. *Camellia sasanqua* can be planted in sunny locations, and a mix of *japonica* and *sasanqua*, if the area has both shade and sun. In addition they need less care and keep their foliage all year long.

An espalier is especially attractive, useful, and effective in small places. Today many people live in apartments or condominiums that have small yards or patios; this is an ideal place for an espalier camellia. In the ground, or a container grown espalier, is a wonderful addition where it can make an attractive privacy screen from neighbors, the children's play area, or a place to hide trash cans. We frequently see undeocrated storage sheds, or those with a single window box, why not try an espalier trained camellia?

Camellias in a five gallon or larger container (4 to 5 years old) are best to begin with. The camellia is planted as close as practical to the wall and is centered on the trellis. As the plant grows the leader or central stem is kept as the tallest point. When it reaches maximum height, the leader is pruned back to induce new strong lateral growth of the branches. The laterals are spaced according to the shape desired. A formal, geometric pattern is frequently used on fruit trees. While a camellia may be trained in this manner, often they are more attractive maintained in an informal design, where growth is allowed to overlap to produce complete coverage of the trellis. This will provide a striking mass of blooms.

Once the camellia is established, pruning is used to train the plant. When pruning lateral branches, it is best to select the growth bud from which the strongest branch will develop, making the cut close above it. When laterals reach their desired limit, the end is pinched back to force additional growth buds to develop along the lateral. This will help to fill out the camellia. Periodically thin the plant in order to avoid branches from becoming overcrowded. The use of plastic plant tape is used to attach branches to the trellis and create the form desired.

It is reported that flowers of espaliered camellias tend to be larger and more beautiful due to the special protection of the wall behind the trellis and because light reaches nearly all the branches. This, of course, assumes general good care of the plant -- adequate moisture, periodic fertilizing, and ensuring it was planted in well drained, slightly acidic mix, and high in humus, such as equal parts of coarse peat moss, sand, and pine bark.

In partial shade large flowering *japonica* cultivars make a rewarding display. Traditional favorites for espalier are the 'Elegans' group. 'Akashigata' ('Lady Clare'), 'Adolphe Audusson Variegat-



Figure 1: 'Red Tulip' has the spreading growth pattern needed for an espalier.

ed', 'Masayoshi' ('Donckelarii'), and 'Mathotiana'. Newer cultivars that grow vigorously and have "whip" like growth also are good candidates for espalier. My personal choices are 'Red Tulip' and 'Taylor's' Perfection'.

'Red Tulip' has a dark red, medium, single, tubular flower and fast, open, upright, and spreading growth pattern. (Figure 1: 'Red Tulip') The five gallon sized plant I purchased at Nuccio's had a strong leader, several good lateral branches, and a great deal of new growth. After planting it, I attached all of the mature branches to the trellis and removed new growth that stuck out in the front or back, or crossed other branches. (Figure 2: Espalier training). 'Taylor's Perfection' is a *williamsii* hybrid with a large, semidouble, pink toned lavender bloom. It has a fairly vigorous, open, and upright growth habit. It was introduced in 1975 by J. Taylor of New Zealand.

Sasanqua camellias with their small attractive foliage and profuse single flowers are excellent where there is more sun than shade. Traditional choices that work well as espalier are 'Hugh Evans', 'Showa-no-sakae', 'Mine-no-yuki' ('White Doves'), 'Bert Jones', which is fragrant, and 'Kanjiro'. (Figure 3: Espalier photo of 'Kanjiro') In my opinion, a newer Nuccio's introduction, 'French Vanilla', with its large, white creamy bloom and vigorous whip producing growth, would be a good espalier. I'm looking for a place to give it a try.

Several *C. vernalis* (*japonica* and *sasanqua* hybrids) also are strong possibilities for espalier. 'Ginryu' (Dawn) a white, toned pink bloom can be trained to grow on a trellis. 'Egao' is a camellia

that grows vigorously, upright, and spreads. It would make a lovely espalier with its many large, semidouble, pink, smiling-faced flowers.

Cold hardy camellias also can be trained as espalier. Dr. William Ackerman says, "Like so many things in the camellia world, which cultivars make the best espalier plants is a subjective opinion. First, a general observation -- fall blooming *C. sasanquas* and *C. oleiferas* make better looking espaliers than *C. japonicas*. Second, among these, the more floriferous the better. Since the pruning and training is severe, the restricted number of remaining branches should have a reasonable display of blooms.

My best cultivar example is 'Snow Flurry'. Then 'Winter's Dream' (illustrated on page 64 in Beyond the Camellia Belt), 'Ashton's Prelude', 'Winter's Charm' (on the cover of the March-May 2009 ACS journal), 'Winter's Joy', 'Winter's Red Rider', and 'Winter's Rose' (dwarf), in that order of performance.

I have found that the process of pruning and shaping should be done gradually, rather than all at once, to avoid undesirable rampant growth. Also, be careful about planting in front of a white, south or east-facing wall. It can result in severe leaf burn, or death, from excessive reflected light and heat. We advise planting camellias on the north or west side of a house or wall, here in the mid-Atlantic.

After a few years of careful pruning, the attractive design and lovely green foliage will decorate a patio, wall, or fence throughout the year. When other plants have lost their leaves and are no longer in bloom, your espalier trained camellia will reward you with its beautiful flowers. You are now fully compensated for all the effort put into creating an espaliered camellia.



Figure 2: Espalier training - After planting, the mature branches are attached to the trellis and new growth that sticks out in front or back, or crosses other branches is removed.



Figure 3: 'Kanjiro' is one of the traditional plants that work well as espalier.



A formal, geometric pattern is frequently used on fruit trees.